

사용 방법

직접 또는 연장 케이블을 사용하여 USB Port에 FLASH DRIVE를 장착합니다.
HANA FLASH DRIVE를 USB Port에 연결만 하시면 바로 데이터를 입·출력 및 삭제 하실 수 있습니다

설치 드라이버가 필요한 OS

Windows98/SE OS를 사용하는 PC는 설치 드라이브 CD를 처음 한번만 설치하시면 됩니다.

1. 설치 CD를 CD-ROM 드라이브에 넣고 HANA FLASH DRIVE를 PC의 USB포트에 장착 하신 후 '새 하드웨어 추가 마법사' 창이 뜨면 안내에 따라 설치합니다.
2. 설치가 완료 되면 '마침'을 누르시고 사용하시면 됩니다.

설치 드라이버가 필요 없는 OS

Windows2000, ME, XP, Linux2.4.0이상, Mac 8.6이상, Windows CE 3.0

제품 특징

1. Plug & Play
2. 부팅 디스켓 기능 (Floppy Disk Drive의 Booting Disk 기능 대체)
3. 별도의 전원이 불필요
4. 읽기, 쓰기 및 삭제가 자유자재로 가능
5. Password 잠금 보안 기능
(password를 쳐야만 사용할 수 있도록 하는 소프트웨어 잠금 장치)
6. 목에 걸고 다닐 수 있도록 작고 가벼우며 고급스러운 디자인

주의사항

1. 암호를 분실하시면 저장된 데이터 복구가 불가능합니다
2. FLASH DRIVE 사용 중 LED 발광부의 적색 깜박거림이 완전히 멈춘 후에 드라이버를 분리/제거 하십시오. 깜박거림이 진행되는 동안 드라이버를 제거할 시에는 데이터가 손실 될 수도 있습니다
3. Windows 2000, ME, XP, Linux2.4.0이상, Mac 8.6이상, Windows CE 3.0OS를 사용하는 PC는 드라이버를 안전하게 분리하기 위해서는 제어판의 "하드웨어 분리 또는 꺼내기" 에서 분리 설정 하신 후 분리하시면 됩니다

User Instructions

The HANA FLASH DRIVE product can be utilized either via a direct connection to the computer USB port, or via a USB extension cable.

CD Installation Instructions

For Windows 2000, Windows NT, Windows ME, Windows XP, Linux 2.4.0+, Mac 8.6+ and Windows CE 3.0, an installation CD is not required.

For Windows 98/SE OS users, an installation CD, included with the product, is necessary for basic installation. The CD is only required for first time installation.

1. Insert the CD into the CD-ROM Drive.
2. Connect the FLASH DRIVE into the USB port, or into the USB extension cable.
3. After the installation window appears on the screen, follow the directions as prompted.
4. Upon completion of the installation process above, begin product usage.

Special Product Features

1. Plug & Play via USB port
2. Can be used in place of a booting disk
3. Does not require additional power sources
4. Fully-compatible with existing hardware and software
5. Password protected
6. Small, Slick and Elegant Design

Notes

1. In the event your password is forgotten or lost, data cannot be retrieved. Please take special care of your password to ensure the security and accessibility of your data.
2. If the product is disconnected before the LED light stops blinking, data can be lost permanently.
3. For Windows 2000, ME, Linux2.4.0+, Mac 8.6+, Windows CE 3.0 PC users, in order to completely erase the contents of the disk, please use the deletion option, offered in the control panel.

INFORMATION TO THE USER

This device complies with Part 15 of the FCC Rules. Operation is subject to the following two conditions: (1) this device may not cause harmful interference, and (2) this device must accept any interference received, including interference that may cause undesired operations.

This equipment has been tested and found to comply with the limits for a Class B digital device, pursuant to part 15 of the FCC Rules. These limits are designed to provide reasonable protection against harmful interference in a residential installation. This equipment generates, uses and can radiate radio frequency energy and, if not installed and used in accordance with the instructions, may cause harmful interference to radio communications. However, there is no guarantee that interference will not occur in a particular installation. If this equipment does cause harmful interference to radio or television reception, which can be determined by turning the equipment off and on, the user is encouraged to try to correct the interference by one more of the following measures:

- Reorient or relocate the receiving antenna.
- Increase the separation between the equipment and receiver.
- Connect the equipment into an outlet on a circuit different from that to which the receiver is connected.
- Consult the dealer or an experienced radio/TV technician for help.

WARNING


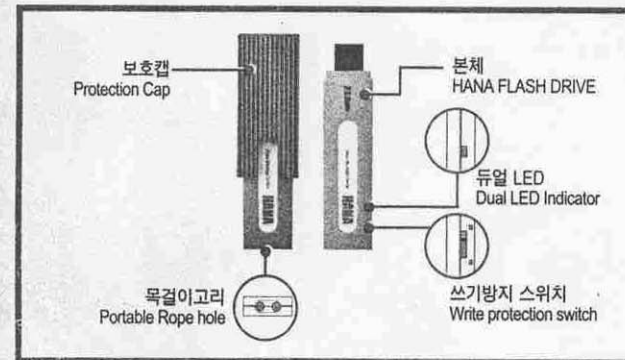
Changes or modifications not expressly approved by the manufacturer could void the user's authority to operate the equipment.

제품구성과 각부명칭(Product Contents & Parts Designation)

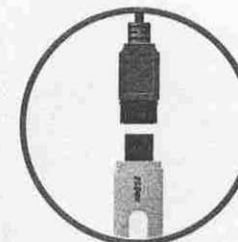
■ 제품구성 / Product Contents

- 본체 / HANA FLASH DRIVE
- 설치용 CD / Installation CD
- 사용설명서 / User Manual
- 휴대용 목걸이 / Portable Rope

■ 각부명칭 / Parts Designation



PC에 직접연결시
Direct Connection to the PC USB Port



USB 연장케이블에 연결시
Via a USB Extension Cable

