



This booklet contains important safety information regarding specific absorption rate (SAR) and RF exposure limits included in United States and international standards. Read the information in this booklet before operating your radio.

XG-25P Series **Portable Radios**

REV	DATE	DESCRIPTION
-	Dec/11	Initial release
A	Oct/12	Added 700/800 MHz.
B	Sep/13	Added UHF-L and French translations. Updated warranty.
C	Jul/14	Added CE information. Add Storing Li-Ion Battery Packs. Updated layout.
D	Aug/15	Added HAZLOC information.

ACKNOWLEDGEMENTS

The software contained in this device is copyrighted by Harris Corporation. Unpublished rights are reserved under the copyright laws of the United States.

This device is made under license under one or more of the following US patents: 4,590,473; 4,636,791; 5,148,482; 5,185,796; 5,271,017; 5,377,229; 4,716,407; 4,972,460; 5,502,767; 5,146,497; 5,164,986; 5,185,795; 5,226,084; 5,247,579; 5,491,772; 5,517,511; 5,630,011; 5,649,050; 5,701,390; 5,715,365; 5,754,974; 5,826,222; 5,870,405; 6,161,089; and 6,199,037 B1. DVSI claims certain rights, including patent rights under aforementioned U.S. patents, and under other U.S. and foreign patents and patents pending. Any use of this software or technology requires a separate written license from DVSI.

CREDITS

Harris, EDACS, OpenSky, and assuredcommunications are registered trademarks and ProVoice is a trademark of Harris Corporation.

RBRC and 1-800-8-BATTERY are registered trademarks of Rechargeable Battery Recycling Corporation.

AMBE is a registered trademark and IMBE, AMBE+, and AMBE+2 are trademarks of Digital Voice Systems, Inc.

All other product and brand names are trademarks, registered trademarks, or service marks of their respective holders.

NOTICE

The material contained herein is subject to U.S. export approval. No export or re-export is permitted without written approval from the U.S. Government. Rated: EAR99; in accordance with U.S. Dept. of Commerce regulations 15CFR774, Export Administration Regulations.

Information and descriptions contained herein are the property of Harris Corporation. Such information and descriptions may not be copied or reproduced by any means, or disseminated or distributed without the express prior written permission of Harris Corporation, PS&PC Division, 221 Jefferson Ridge Parkway, Lynchburg, VA 24501.



This product conforms to the European Union WEEE Directive 2012/19/EU. Do not dispose of this product in a public landfill. This product should be taken to a recycling center at the end of its life.

The voice coding technology embodied in this product is protected by intellectual property rights including patent rights, copyrights, and trade secrets of Digital Voice Systems, Inc. The user of this technology is explicitly prohibited from attempting to decompile, reverse engineer, or disassemble the Object Code, or in any other way convert the Object Code into human-readable form.

Repairs to this equipment should be made only by an authorized service technician or facility designated by the supplier. Any repairs, alterations, or substitution of recommended parts made by the user to this equipment not approved by the manufacturer could void the user's authority to operate the equipment in addition to the manufacturer's warranty.

This manual is published by **Harris Corporation**, without any warranty. Improvements and changes to this manual necessitated by typographical errors, inaccuracies of current information, or improvements to programs and/or equipment, may be made by **Harris Corporation**, at any time and without notice. Such changes will be incorporated into new editions of this manual. No part of this manual may be reproduced or transmitted in any form or by any means, electronic or mechanical, including photocopying and recording, for any purpose, without the express written permission of **Harris Corporation**.

AT	OZ	FI	OR	IT	LU	PL	SI	UK	DK
BE	DK	FR	HU	LV	MT	PT	ES	IS	LI
CY	EE	DE	IE	LT	NL	SK	SE	NO	RO
BG									

CE 1588

This device is a RF transceiver intended for land mobile radio applications. The device may have use restrictions, which require that the national authority be contacted for any system licensing requirements, frequency use, allowable power level, etc.

R&TTE Declaration of Conformity (DoC)

Unique identification of this DoC: 2012227

We, Harris Corporation, RF Communications Division
 221 Jefferson Ridge Parkway
 Lynchburg, VA 24501
 Phone: 434.455.6600

declare under our sole responsibility that the product:

Product name: XG-25

Trade name: Harris®

Type(s) or model(s): DPXG-PF78B and DPXG-PB78B

Relevant supplementary information: PTT handheld 800 MHz radio for analog FM.
 Public Safety

to which this declaration relates is in conformity with the essential requirements and other relevant requirements of the R&TTE Directive (1999/5/EC).

The product is in conformity with the following standards and/or other normative documents:

HEALTH & SAFETY (Art. 3(1)(a)): IEC 60950-1: 2005 (Second Edition) + AM 1:2009 + AM 2:2013, European Council Directive 2004/40/EC, European Council Directive 89/391/EEC, EN 62311 (2008)

EMC (Art. 3(1)(b)): EN 301 489-1 V1.9.2, EN 301 489-5 V1.3.1, EN 301 489-17 V2.2.1

SPECTRUM (Art. 3(2)): EN 300 328 V1.7.1, EN 300 086-2 V1.3.1

OTHER (incl. Art. 3(3) and voluntary specs): N/A


Limitation of validity (if any): N/A

Supplementary information:

Notified Body involved: American Certification Body (NB#1588)
 6731 Whittier Avenue, Suite C110
 McLean, Virginia 22101, USA
 Telephone: 703-847-4700

Technical file held by: Harris Wireless Ltd., RF Communications Division
 620 Wharfdale Road, Winnersh, Wokingham, Berkshire, United Kingdom

Place and date of issue (of this DoC): December 17, 2013

Signed by or for the manufacturer: 

Name (in print): Jeremy Johnson
 Title: Regulatory Manager

R&TTE Declaration of Conformity (DoC)

Unique identification of this DoC: 2013063

We, **Harris Corporation, RF Communications Division**
221 Jefferson Ridge Parkway
Lynchburg, VA 24501
Phone: 434.455.6600

declare under our sole responsibility that the product:

Product name: XG-25

Trade name: Harris®

Type(s) or model(s): DPXG-PFU1B and DPXG-PBU1B

Relevant supplementary information: PTT handheld UHF-L radio for P25 trunked, P25 conventional, EDACS and analog FM, Public Safety

to which this declaration relates is in conformity with the essential requirements and other relevant requirements of the R&TTE Directive (1999/5/EC).

The product is in conformity with the following standards and/or other normative documents:

HEALTH & SAFETY (Art. 3(1)(a)): IEC 60950-1:2005 (Second Edition) + AM 1:2009 + AM 2:2013, European Council Directive 2004/40/EC, European Council Directive 89/391/EEC, EN 62311 (2008)

EMC (Art. 3(1)(b)): EN 301 489-1 V1.9.2, EN 301 489-5 V1.3.1, EN 301 489-17 V2.2.1

SPECTRUM (Art. 3(2)): EN 300 328 V1.7.1, EN 300 086-2 V1.3.1, EN 300 113-2 V1.5.1

OTHER (incl. Art. 3(3) and voluntary specs):

Limitation of validity (if any): N/A

Supplementary information:

Notified Body involved: American Certification Body (NB#1588)
6731 Whittier Avenue, Suite C110
McLean, Virginia 22101, USA
Telephone: 703-847-4700










Technical file held by: Harris Wireless Ltd., RF Communications Division
620 Wharfedale Road, Winnersh, Wokingham, Berkshire, United Kingdom

Place and date of issue (of this DoC): October 18, 2013

Signed by or for the manufacturer:



Name (in print): Jeremy Johnson
Title: Regulatory Manager

 Český [Czech]	<p><i>Harris Corporation</i> tímto prohlašuje, že tento <i>XG 25P UHF-L (378-470 MHz), 7/800 (764-870MHz)</i> je ve shodě se základními požadavky a dalšími příslušnými ustanoveními směrnice 1999/5/ES.</p>
 Dansk [Danish]	<p>Undertegnede <i>Harris Corporation</i> erklærer herved, at følgende udstyr <i>XG 25P UHF-L (378-470 MHz), 7/800 (764-870MHz)</i> overholder de væsentlige krav og øvrige relevante krav i direktiv 1999/5/EF.</p>
 Deutsch [German]	<p>Hiermit erklart <i>Harris Corporation</i>, dass sich das Gerät <i>XG 25P UHF-L (378-470 MHz), 7/800 (764-870MHz)</i> in Übereinstimmung mit den grundlegenden Anforderungen und den übrigen einschlägigen Bestimmungen der Richtlinie 1999/5/EG befindet.</p>
 Eesti [Estonian]	<p>Käesolevaga kinnitab <i>Harris Corporation</i> seadme <i>XG 25P UHF-L (378-470 MHz), 7/800 (764-870MHz)</i> vastavust direktiivi 1999/5/EÜ põhinõuetele ja nimetatud direktiivist tulenevatele teistele asjakohastele sätetele.</p>
 English	<p>Hereby, <i>Harris Corporation</i>, declares that this <i>XG 25P UHF-L (378-470 MHz), 7/800 (764-870MHz)</i> is in compliance with the essential requirements and other relevant provisions of Directive 1999/5/EC.</p>
 Español [Spanish]	<p>Por medio de la presente <i>Harris Corporation</i> declara que el <i>XG 25P UHF-L (378-470 MHz), 7/800 (764-870MHz)</i> cumple con los requisitos esenciales y cualesquiera otras disposiciones aplicables o exigibles de la Directiva 1999/5/CE.</p>
 Ελληνική [Greek]	<p>ΜΕ ΤΗΝ ΠΑΡΟΥΣΑ <i>Harris Corporation</i> ΔΗΛΩΝΕΙ ΟΤΙ <i>XG 25P UHF-L (378-470 MHz), 7/800 (764-870MHz)</i> ΣΥΜΜΟΡΦΩΝΕΤΑΙ ΠΡΟΣ ΤΙΣ ΟΥΣΙΩΔΕΙΣ ΑΠΑΙΤΗΣΕΙΣ ΚΑΙ ΤΙΣ ΛΟΙΠΕΣ ΣΧΕΤΙΚΕΣ ΔΙΑΤΑΞΕΙΣ ΤΗΣ ΟΔΗΓΙΑΣ 1999/5/ΕΚ.</p>
 Français [French]	<p>Par la présente <i>Harris Corporation</i> déclare que l'appareil <i>XG 25P UHF-L (378-470 MHz), 7/800 (764-870MHz)</i> est conforme aux exigences essentielles et aux autres dispositions pertinentes de la directive 1999/5/CE.</p>
 Italiano [Italian]	<p>Con la presente <i>Harris Corporation</i> dichiara che questo <i>XG 25P UHF-L (378-470 MHz), 7/800 (764-870MHz)</i> è conforme ai requisiti essenziali ed alle altre disposizioni pertinenti stabilite dalla direttiva 1999/5/CE.</p>
<p>Latviski [Latvian]</p>	<p>Ar šo <i>Harris Corporation</i> deklarē, <i>XG 25P UHF-L (378-470 MHz), 7/800 (764-870MHz)</i> atbilst Direktīvas 1999/5/EK būtiskajām prasībām un citiem ar to saistītajiem noteikumiem.</p>
<p>Lietuvių [Lithuanian]</p>	<p>Šiuo <i>Harris Corporation</i> deklaruoja, kad šis <i>XG 25P UHF-L (378-470 MHz), 7/800 (764-870MHz)</i> atitinka esminius reikalavimus ir kitas 1999/5/EB Direktyvos nuostatas.</p>







 <p>Nederlands [Dutch]</p>	<p>Hierbij verklaart Harris Corporation dat het toestel XG 25P UHF-L (378-470 MHz), 7/800 (764-870MHz) in overeenstemming is met de essentiële eisen en de andere relevante bepalingen van richtlijn 1999/5/EG.</p>
 <p>Malti [Maltese]</p>	<p>Hawnhekk, <i>Harris Corporation</i>, jiddikjara li dan <i>XG 25P UHF-L (378-470 MHz), 7/800 (764-870MHz)</i> jikkonforma mal-ħtiġijiet essenzjali u ma provvedimenti oħrajn relevanti li hemm fid-Dirrettiva 1999/5/EC.</p>
 <p>Magyar [Hungarian]</p>	<p>Alulírott, <i>Harris Corporation</i> nyilatkozom, hogy a <i>XG 25P UHF-L (378-470 MHz), 7/800 (764-870MHz)</i> megfelel a vonatkozó alapvető követelményeknek és az 1999/5/EC irányelv egyéb előírásainak.</p>
 <p>Polski [Polish]</p>	<p>Niniejszym <i>Harris Corporation</i> oświadcza, że <i>XG 25P UHF-L (378-470 MHz), 7/800 (764-870MHz)</i> jest zgodny z zasadniczymi wymogami oraz pozostałymi stosownymi postanowieniami Dyrektywy 1999/5/EC.</p>
 <p>Português [Portuguese]</p>	<p><i>Harris Corporation</i> declara que este <i>XG 25P UHF-L (378-470 MHz), 7/800 (764-870MHz)</i> está conforme com os requisitos essenciais e outras disposições da Directiva 1999/5/CE.</p>
 <p>Slovensko [Slovenian]</p>	<p><i>Harris Corporation</i> izjavlja, da je ta <i>XG 25P UHF-L (378-470 MHz), 7/800 (764-870MHz)</i> v skladu z bistvenimi zahtevami in ostalimi relevantnimi določili direktive 1999/5/ES.</p>
<p>Slovensky [Slovak]</p>	<p><i>Harris Corporation</i> týmto vyhlasuje, že <i>XG 25P UHF-L (378-470 MHz), 7/800 (764-870MHz)</i> spĺňa základné požiadavky a všetky príslušné ustanovenia Smernice 1999/5/ES.</p>
 <p>Suomi [Finnish]</p>	<p><i>Harris Corporation</i> vakuuttaa täten että <i>XG 25P UHF-L (378-470 MHz), 7/800 (764-870MHz)</i> tyyppinen laite on direktiivin 1999/5/EY oleellisten vaatimusten ja sitä koskevien direktiivin muiden ehtojen mukainen.</p>
 <p>Svenska [Swedish]</p>	<p>Härmed intygar <i>Harris Corporation</i> att denna <i>XG 25P UHF-L (378-470 MHz), 7/800 (764-870MHz)</i> står i överensstämmelse med de väsentliga egenskapskrav och övriga relevanta bestämmelser som framgår av direktiv 1999/5/EG.</p>
<p>Íslenska [Icelandic]</p>	<p>Hér með lýsir <i>Harris Corporation</i> yfir því að <i>XG 25P UHF-L (378-470 MHz), 7/800 (764-870MHz)</i> er í samræmi við grunnkröfur og aðrar kröfur, sem gerðar eru í tilskipun 1999/5/EC.</p>
 <p>Norsk [Norwegian]</p>	<p><i>Harris Corporation</i> erklærer herved at utstyret <i>XG 25P UHF-L (378-470 MHz), 7/800 (764-870MHz)</i> er i samsvar med de grunnleggende krav og øvrige relevante krav i direktiv 1999/5/EF.</p>

TABLE OF CONTENTS

	<i>Page</i>
1. REGULATORY AND SAFETY INFORMATION	8
1.1 SAFETY SYMBOL CONVENTIONS	8
1.2 SAFETY TRAINING INFORMATION.....	8
1.3 REGULATORY APPROVALS	10
1.4 OPERATING TIPS.....	11
2. RENSEIGNEMENTS SUR LA RÉGLEMENTATION ET SÉCURITÉ 13	
2.1 CONVENTIONS SUR LES SYMBOLES DE SÉCURITÉ	13
2.2 RENSEIGNEMENTS SUR LA FORMATION SUR LA SÉCURITÉ	14
2.3 INTERFÉRENCE DES RADIOFRÉQUENCES.....	16
2.4 CONSEILS D'UTILISATION	16
3. OPTIONS AND ACCESSORIES.....	18
4. BATTERY PACKS	19
4.1 CONDITIONING NIMH BATTERY PACKS.....	20
4.2 CONDITIONING LITHIUM BATTERY PACKS.....	20
4.3 STORING LI-ION BATTERY PACKS	20
4.4 ADDITIONAL INFORMATION	20
4.5 BATTERY DISPOSAL	21
5. TECHNICAL ASSISTANCE	22
6. WARRANTY	22

Harris Corporation, Public Safety and Professional Communications (PSPC) Business continually evaluates its technical publications for completeness, technical accuracy, and organization. You can assist in this process by submitting your comments and suggestions to the following:

Harris Corporation

PSPC Business

or fax your comments to: 1-434-455-6851

Technical Publications

221 Jefferson Ridge Parkway

or e-mail us at: PSPC_techpubs@harris.com

Lynchburg, VA 24501

1. REGULATORY AND SAFETY INFORMATION

1.1 SAFETY SYMBOL CONVENTIONS

The following conventions are used to alert the user to general safety precautions that must be observed during all phases of operation, service, and repair of this product. Failure to comply with these precautions or with specific warnings elsewhere violates safety standards of design, manufacture, and intended use of the product. Harris assumes no liability for the customer's failure to comply with these standards.



The **WARNING** symbol calls attention to a procedure, practice, or the like, which, if not correctly performed or adhered to, could result in personal injury. Do not proceed beyond a **WARNING** symbol until the conditions identified are fully understood or met.



The **CAUTION** symbol calls attention to an operating procedure, practice, or the like, which, if not performed correctly or adhered to, could result in a risk of danger, damage to the equipment, or severely degrade the equipment performance.



The **NOTE** symbol calls attention to supplemental information, which may improve system performance or clarify a process or procedure.

1.2 SAFETY TRAINING INFORMATION



The Harris XG-25P portable radio generates RF electromagnetic energy during transmit mode. This radio is designed for and classified as “Occupational Use Only,” meaning it must be used only during the course of employment by individuals aware of the hazards and the ways to minimize such hazards. This radio is **NOT** intended for use by the “General Population” in an uncontrolled environment.

The XG-25P portable radio has been tested and complies with the FCC RF exposure limits for “Occupational Use Only.” In addition, this radio complies with the following Standards and Guidelines with regard to RF energy and

electromagnetic energy levels and evaluation of such levels for exposure to humans:

- FCC OET Bulletin 65 Edition 97-01 Supplement C, Evaluating Compliance with FCC Guidelines for Human Exposure to Radio Frequency Electromagnetic Fields.
- American National Standards Institute (C95.1 – 1992), IEEE Standard for Safety Levels with Respect to Human Exposure to Radio Frequency Electromagnetic Fields, 3 kHz to 300 GHz.
- American National Standards Institute (C95.3 – 1992), IEEE Recommended Practice for the Measurement of Potentially Hazardous Electromagnetic Fields – RF and Microwave.
- DIRECTIVE 2004/40/EC OF THE EUROPEAN PARLIAMENT AND OF THE COUNCIL of 29 April 2004 on the minimum health and safety requirements regarding the exposure of workers to the risks arising from physical agents (electromagnetic fields) and amended by:
 - Directive 2007/30/EC of the European Parliament and of the Council of 20 June 2007
 - Directive 2008/46/EC of the European Parliament and of the Council of 23 April 2008
 - Regulation (EC) No 1137/2008 of the European Parliament and of the Council of 22 October 2008
 - Directive 2012/11/EU of the European Parliament and of the Council of 19 April 2012

1.2.1 **RF Exposure Guidelines**



To ensure that exposure to RF electromagnetic energy is within the FCC allowable limits for occupational use and/or the exposure limit values in Annex A of EU Directive 2004/40/EC, always adhere to the following guidelines:

- DO NOT operate the radio without a proper antenna attached, as this may damage the radio and may also cause the FCC RF exposure limits and/or the exposure limit values in Annex A of EU Directive 2004/40/EC to be exceeded. A proper antenna is the antenna supplied with this radio by Harris or an antenna specifically authorized by Harris for use with this radio.
- DO NOT transmit for more than 50% of total radio use time (“50% duty cycle”). Transmitting more than 50% of the time can cause FCC RF exposure compliance requirements and/or the exposure limit values in Annex A of EU Directive 2004/40/EC to be exceeded. The radio is

transmitting when the “TX” indicator appears in the display. The radio will transmit by pressing the “PTT” (Push-To-Talk) button.

- ALWAYS transmit using low power when possible. In addition to conserving battery charge, low power can reduce RF exposure.
- ALWAYS use Harris authorized accessories (antennas, batteries, belt clips, speaker/mics, etc). Use of unauthorized accessories may cause the FCC Occupational/Controlled Exposure RF compliance requirements and/or the exposure limit values in Annex A of EU Directive 2004/40/EC to be exceeded. (Refer to Table 1-1.)
- As noted in Table 1-1, ALWAYS keep the housing of the transmitter **AT LEAST** 1.5 cm (0.59 inches) from the body and at least 2.5 cm (1.0 inch) from the face when transmitting to ensure FCC RF exposure compliance requirements and/or the exposure limit values in Annex A of EU Directive 2004/40/EC are not exceeded. However, to provide the best sound quality to the recipients of your transmission, Harris recommends you hold the microphone at least 5 cm (2 inches) from mouth, and slightly off to one side.

Table 1-1: RF Exposure Compliance Tested Distances

RADIO FREQUENCY BAND	TESTED DISTANCES <i>(worst case scenario)</i>	
	Body	Face
VHF (136-174 MHz)	1.5 cm	2.5 cm
700/800 MHz	1.6 cm	2.5 cm
UHF-L (378-470 MHz)	1.6 cm	2.5 cm

The information in this section provides the information needed to make the user aware of a RF exposure, and what to do to assure that this radio operates within the FCC RF exposure limits of this radio.

1.2.2 Electromagnetic Interference/Compatibility

During transmissions, Harris radios generate RF energy that can possibly cause interference with other devices or systems. To avoid such interference, turn off the radios in areas where signs are posted to do so. DO NOT operate the transmitter in areas that are sensitive to electromagnetic radiation such as hospitals, aircraft, and blasting sites.

1.3 REGULATORY APPROVALS

1.3.1 Part 15

This device complies with Part 15 of the FCC Rules. Operation is subject to the following two conditions:

1. This device may not cause harmful interference, and

- This device must accept any interference received, including interference that may cause undesired operation.

1.3.2 Industry Canada

This device complies with Industry Canada license-exempt RSS standard(s). Operation is subject to the following two conditions: (1) this device may not cause interference, and (2) this device must accept any interference, including interference that may cause undesired operation of the device.

1.4 OPERATING TIPS

Antenna location and condition are important when operating a portable radio. Operating the radio in low lying areas or terrain, under power lines or bridges, inside of a vehicle or in a metal framed building can severely reduce the range of the unit. Mountains can also reduce the range of the unit.

In areas where transmission or reception is poor, some improvement may be obtained by ensuring the antenna is vertical. Moving a few yards in another direction or moving to a higher elevation may also improve communications. Vehicular operation can be aided with the use of an externally mounted antenna.

Battery condition is another important factor in the trouble free operation of a portable radio. Always properly charge the batteries.

1.4.1 Efficient Radio Operation

Keep the antenna in a vertical position when receiving or transmitting a message.



Do NOT hold onto the antenna when the radio is powered on.

1.4.1.1 Antenna Care and Replacement



Always keep the antenna at least 0.43 inches (1.5 cm) away from the body and 1.0 inch (2.5 cm) from the face when transmitting to ensure FCC RF exposure compliance requirements are not exceeded.



Do not use the portable radio with a damaged or missing antenna. A minor burn may result if skin comes into contact with a damaged antenna. Replace a damaged antenna immediately. Operating a portable radio with the antenna missing could cause personal injury, damage the radio, and may violate FCC regulations.



Use only the supplied or approved antenna. Unauthorized antennas, modifications, or attachments could cause damage to the radio unit and may violate FCC regulations.

1.4.1.2 Electronic Devices



RF energy from portable radios may affect some electronic equipment. Most modern electronic equipment in cars, hospitals, homes, etc., are shielded from RF energy. However, in areas in which you are instructed to turn off two-way radio equipment, always observe the rules. *If in doubt, turn it off!*

1.4.1.3 Aircraft



Always turn off a portable radio before boarding any aircraft!

- Use it on the ground only with crew permission.
- DO NOT use while in-flight!!

1.4.1.4 Electric Blasting Caps



To prevent accidental detonation of electric blasting caps, DO NOT use two-way radios within 1000 feet of blasting operations. Always obey the "Turn Off Two-Way Radios" signs posted where electric blasting caps are being used. (OSHA Standard: 1926.900)

1.4.1.5 Potentially Explosive Atmospheres



Areas with potentially explosive atmospheres are often, but not always, clearly marked. These may be fuelling areas, such as gas stations, fuel or chemical transfer or storage facilities, and areas where the air contains chemicals or particles, such as grain, dust, or metal powders.

Sparks in such areas could cause an explosion or fire resulting in bodily injury or even death.

Turn OFF two-way radios when in any area with a potentially explosive atmosphere. It is rare, but not impossible that a radio or its accessories could generate sparks.

2. RENSEIGNEMENTS SUR LA RÉGLEMENTATION ET SÉCURITÉ

2.1 CONVENTIONS SUR LES SYMBOLES DE SÉCURITÉ

Les conventions suivantes sont utilisées dans le présent manuel pour avertir l'utilisateur des précautions générales de sécurité qui doivent être observées pendant toutes les phases d'opération, d'entretien et de réparation de ce produit. Le non-respect de ces précautions ou d'avertissements précisés ailleurs enfreint les normes de sécurité de la conception, de la fabrication et de l'utilisation prévue du produit. Harris n'assume aucune responsabilité pour le non-respect de ces normes par le client.



Le symbole **MISE EN GARDE** attire l'attention sur une procédure ou une pratique qui, si elle n'est pas correctement effectuée ou observée, pourrait entraîner une blessure personnelle. Ne pas poursuivre au-delà d'un symbole de **MISE EN GARDE** avant que les conditions identifiées soient complètement comprises ou satisfaites.



Le symbole **AVERTISSEMENT** attire l'attention sur une procédure ou une pratique opérationnelle qui, si elle n'est pas correctement effectuée ou observée, pourrait entraîner un bris d'équipement ou une importante baisse de rendement de l'équipement.



Le symbole **REMARQUE** attire l'attention sur des renseignements supplémentaires qui peuvent améliorer le rendement du système ou clarifier un processus ou une procédure.

2.2 RENSEIGNEMENTS SUR LA FORMATION SUR LA SÉCURITÉ



La radio portative Harris XG-25P produit de l'énergie électromagnétique des RF lorsqu'en mode de transmission. Cette radio est conçue et classée pour une « Utilisation professionnelle seulement », ce qui signifie qu'elle ne doit être utilisée que dans le cadre d'un emploi par des individus conscients des risques et des moyens de limiter ceux-ci. Cette radio N'EST PAS conçue pour une utilisation par la « Population générale » dans un environnement non contrôlé.

La radio portative XG-25P a été testée et est conforme aux limites d'exposition aux RF de la FCC pour une « Utilisation professionnelle seulement ». De plus, cette radio Harris est conforme aux normes et directives suivantes quant à l'énergie des RF et aux niveaux d'énergie électromagnétique, ainsi qu'à l'évaluation de ces niveaux pour l'exposition aux humains :

- Bulletin 65 du OET de la FCC, édition 97-01, supplément C, portant sur l'évaluation de la conformité aux directives de la FCC quant à l'exposition humaine aux champs électromagnétiques des radiofréquences.
- American National Standards Institute (C95.1 – 1992), norme de l'IEEE sur les niveaux sécuritaires d'exposition humaine aux champs électromagnétiques des radiofréquences, 3 kHz à 300 GHz.
- American National Standards Institute (C95.3 – 1992), pratique recommandée par l'IEEE pour la mesure des champs électromagnétiques potentiellement dangereux – RF et micro-ondes.

2.2.1 Directives sur l'exposition aux RF



Pour s'assurer que l'exposition à l'énergie électromagnétique des RF se situe dans les limites acceptables de la FCC pour l'utilisation professionnelle, respectez toujours les directives suivantes :

- N'utilisez PAS la radio sans qu'une antenne appropriée y soit connectée, car ceci peut endommager la radio et également causer un dépassement des limites d'exposition aux RF de la FCC. Une antenne appropriée est celle fournie par Harris avec cette radio, ou une antenne spécifiquement autorisée par Harris pour être utilisée avec cette radio.

- Ne transmettez PAS pendant plus de 50 % de la durée d'utilisation totale de la radio (« cycle de service de 50 % »). La transmission pendant plus de 50 % du temps peut causer un dépassement des exigences de conformité de la FCC en matière d'exposition aux RF. La radio transmet lorsque l'indicateur « TX » apparaît sur l'affichage. La radio transmet lorsqu'on appuie sur le bouton « PTT » (bouton de microphone).
- Transmettez TOUJOURS en basse puissance lorsque possible. En plus de préserver la charge de la pile, une faible puissance réduit l'exposition aux RF.
- Utilisez TOUJOURS des accessoires autorisés Harris (antennes, piles, pinces de ceinture, haut-parleurs/micros, etc.). L'utilisation d'accessoires non autorisés peut entraîner un dépassement des exigences de conformité pour une exposition aux RF professionnelle ou contrôlée de la FCC. (Reportez-vous à Tableau 2-1.)
- Tel qu'indiqué dans Tableau 2-1, conservez TOUJOURS l'appareil et son antenne à **AU MOINS** 1,5 cm (0,59 po) du corps, et à au moins 2,5 cm (1,0 po) du visage pendant la transmission, pour vous assurer de ne pas dépasser les exigences de conformité de la FCC en matière d'exposition aux RF. Cependant, pour offrir la meilleure qualité sonore aux auditeurs de votre transmission, Harris recommande de tenir le microphone à au moins 5 cm (2 po) de votre bouche et légèrement déplacé sur un côté.

Tableau 2-1 : Distances de test de conformité des expositions aux RF

RADIOFRÉQUENCES	DISTANCES TESTÉES <i>(pire des scénarios)</i>	
	Corps	Visage
VHF (136-174 MHz)	1,5 cm	2,5 cm
700/800 MHz	1,6 cm	2,5 cm
UHF-L (378-470 MHz)	1,6 cm	2,5 cm

Dans cette section figurent les renseignements nécessaires pour sensibiliser l'utilisateur à l'exposition aux RF et sur ce qu'il faut faire pour s'assurer que cette radio fonctionne dans les limites d'exposition aux RF de la FCC.

2.2.2 Interférence/Compatibilité Électromagnétique

Pendant les transmissions, cette radio Harris produit de l'énergie des RF qui peut causer de l'interférence avec d'autres appareils ou systèmes. Pour éviter de telles interférences, fermez la radio dans les zones où il est indiqué de le faire. N'utilisez PAS le transmetteur dans des zones sensibles aux radiations électromagnétiques, comme les hôpitaux, les avions et les sites de détonation.

2.3 INTERFÉRENCE DES RADIOFRÉQUENCES

2.3.1 Partie 15 de la FCC

Cet appareil est conforme à la Partie 15 de la réglementation de la FCC. Le fonctionnement est soumis aux deux conditions suivantes :

1. Cet appareil ne doit pas causer une interférence nuisible; et
2. Cet appareil doit accepter toute interférence reçue, y compris une interférence qui peut causer un fonctionnement non souhaité.

2.3.2 Industrie Canada

Cet appareil est conforme aux normes RSS exemptées de licence d'Industrie Canada. Le fonctionnement est soumis aux deux conditions suivantes : (1) cet appareil ne doit pas causer d'interférence et (2) cet appareil doit accepter toute interférence, y compris une interférence qui peut causer un fonctionnement non souhaité de l'appareil.

2.4 CONSEILS D'UTILISATION

L'emplacement et l'état de l'antenne sont importants pour l'utilisation d'une radio portable. L'utilisation de la radio dans des zones de faible élévation, sous des lignes électriques ou des ponts, à l'intérieur d'un véhicule ou dans un immeuble à ossature métallique, peut réduire la portée de l'appareil de manière considérable. Les montagnes peuvent également réduire la portée de l'unité.

Dans les zones où la transmission ou la réception est insatisfaisante, certaines améliorations peuvent être obtenues en s'assurant que l'antenne est verticale. Se déplacer de quelques mètres dans une autre direction ou à un emplacement plus élevé peut également améliorer les communications. L'utilisation d'une antenne fixée à l'extérieur peut faciliter le fonctionnement dans un véhicule.

L'état de la pile est un autre facteur important d'une utilisation sans tracas d'une radio portable. Chargez toujours correctement la pile.

2.4.1 Utilisation Efficace de la Radio

Gardez l'antenne dans une position verticale pendant la réception ou la transmission d'un message.



MISE EN GARDE

Ne tenez PAS l'antenne lorsque la radio est allumée!

2.4.1.1 Entretien et Remplacement de l'antenne



MISE EN GARDE

Conservez TOUJOURS l'appareil et son antenne à *au moins* 1,5 cm (0,59 po) du corps, et à au moins 2,5 cm (1,0 po) du visage pendant la transmission, pour vous assurer de ne pas dépasser les exigences de conformité de la FCC en matière d'exposition aux RF.



MISE EN GARDE

N'utilisez pas la radio portative si son antenne est endommagée ou absente. Une brûlure légère peut se produire au contact d'une antenne endommagée avec la peau. Remplacez immédiatement une antenne endommagée. L'utilisation d'une radio portative alors que l'antenne est absente peut causer des blessures, endommager la radio et pourrait enfreindre la réglementation de la FCC.



AVERTISSEMENT

Utilisez seulement l'antenne fournie ou une antenne approuvée. Des antennes non autorisées, des modifications ou des ajouts à une antenne peuvent endommager la radio et enfreindre la réglementation de la FCC.

2.4.1.2 Appareils Électroniques



AVERTISSEMENT

L'énergie des RF provenant de radios portatives peut affecter certains appareils électroniques. La majorité de l'équipement électronique moderne dans les voitures, les hôpitaux, les maisons, etc. est blindé contre l'énergie des RF. Cependant, dans les zones où l'on vous demande de fermer l'équipement de radio bidirectionnelle, respectez toujours les règles. En cas de doute, éteignez-le!

2.4.1.3 Avion



MISE EN GARDE

- Éteignez toujours une radio portative avant d'embarquer à bord d'un avion!
- Ne l'utilisez au sol qu'avec la permission de l'équipage.
- NE l'utilisez PAS durant le vol!

2.4.1.4 Détonateurs électriques



Pour prévenir la détonation accidentelle des détonateurs électriques, n'utilisez PAS de radios bidirectionnelles à moins de 305 m (1 000 pi) des opérations de détonation. Respectez toujours les indications « Éteindre les radios bidirectionnelles » situées là où des détonateurs électriques sont utilisés. (Norme OSHA : 1926.900)

2.4.1.5 Atmosphère Potentiellement Explosive



Les zones ayant une atmosphère potentiellement explosive sont souvent, mais pas toujours, identifiées clairement comme telles. Il peut s'agir de zones d'alimentation en carburant, comme les postes d'essence, les installations de stockage ou de transfert de carburant ou de produits chimiques, ainsi que les zones dont l'air contient des produits chimiques ou des particules, comme des grains, de la poussière ou des poudres métalliques.

Des étincelles dans de telles zones peuvent provoquer une explosion ou un incendie, causant ainsi des blessures ou même la mort.

Éteignez les radios bidirectionnelles dans toute zone ayant une atmosphère potentiellement explosive. Il est rare, mais pas impossible qu'une radio ou ses accessoires produisent des étincelles.

3. OPTIONS AND ACCESSORIES

A complete list of Options and Accessories approved for use with the XG-25P portable radio can be found online in the Operator's Manual 14221-1500-2000 at www.pspc.harris.com. Also reference the maintenance manual or Harris' Products and Services Catalog for all available options and accessories, including those items that do not adversely affect the RF energy exposure.



Always use Harris authorized accessories (antennas, batteries, belt clips, speaker/mics, etc). Use of unauthorized accessories may cause the FCC Occupational/Controlled Exposure RF compliance requirements to be exceeded.



Always use the correct options and accessories (battery, antenna, speaker/mic, etc.) for the radio. Immersion rated options must be used with an immersion rated radio. Hazardous Location (HAZLOC) Certified options must be used with HAZLOC Certified radios.



Refer to product label or HAZLOC Certification for Class, Division, and Temperature Rating.

4. BATTERY PACKS

The XG-25P series portable radios use rechargeable, recyclable Nickel Metal Hydride (NiMH), Lithium-Polymer (Li-Poly), or Lithium Ion (Li-Ion) battery packs. Please follow the directions below to maximize the useful life of each type of battery pack.



Do not disassemble or modify Lithium battery packs. The Lithium battery packs are equipped with built-in safety and protection features. Should these features be disabled or tampered with in any way, the battery pack can leak electrolyte, overheat, emit smoke, burst, and/or ignite.



If the battery pack is ruptured or is leaking electrolyte that results in skin or eye contact with the electrolyte, immediately flush the affected area with water. If the battery electrolyte gets in the eyes, flush with water for 15 minutes and consult a physician immediately.



DO NOT remove, install, or charge batteries in potentially explosive atmosphere areas.

Sparks in such areas could cause an explosion or fire resulting in bodily injury or even death.



Always use Harris authorized chargers and conditioners. Use of unauthorized chargers and conditioners may void the warranty.

4.1 CONDITIONING NIMH BATTERY PACKS

Condition a new NiMH battery pack before putting into use. This also applies to rechargeable NiMH battery packs that have been stored for long periods (weeks, months, or longer). Conditioning requires fully charging and fully discharging the battery pack three (3) times using the tri-chemistry charger. The first time the battery pack is put into the charger, this unit will condition Nickel-based battery packs by automatically charging and discharging (cycling) the battery. Refer to the appropriate charger manual for details.



Failure to properly condition NiMH battery packs before initial use will result in shortened performance by the battery.

4.2 CONDITIONING LITHIUM BATTERY PACKS

Lithium-based battery packs do not suffer from memory effect and therefore do not require conditioning.

4.3 STORING LI-ION BATTERY PACKS

If a battery pack is expected to be idle for a month or more, it should be properly prepared. Li-Ion battery packs should not be stored fully charged. Before storing the battery pack, discharge it to 40% capacity. If the battery is not discharged prior to storage, its overall capacity may be reduced. Although all battery packs experience some capacity loss during storage, the shelf life for Li-Ion battery packs is about 3 months. However, note that any capacity drop which occurs during storage is permanent and cannot be reversed. Li-Ion battery packs should be purchased and used immediately. They should not be stock-piled without a rotating stock plan.

4.4 ADDITIONAL INFORMATION

For more information regarding the proper care of portable radio battery packs or establishing a battery maintenance program, refer to ECR-7367 which may be ordered by calling toll free 1-800-368-3277 (international - 1-434-455-6403) or via <https://premier.pspc.harris.com/infocenter/>.

4.5 BATTERY DISPOSAL



In no instance should a battery pack be incinerated. Disposing of a battery pack by burning will cause an explosion.



RECHARGEABLE BATTERY PACK DISPOSAL – The product you have purchased contains a rechargeable battery pack. The battery pack is recyclable. At the end of its useful life, under various state and local laws, it may be illegal to dispose of this battery pack into the municipal waste stream. Check with your local solid waste officials for details in your area for recycling options or proper disposal. Canadian and U.S. users may call Toll Free 1-800-8-BATTERY® for information and/or procedures for returning rechargeable batteries in your locality.

5. TECHNICAL ASSISTANCE

The Technical Assistance Center's (TAC's) resources are available to help with overall system operation, maintenance, upgrades and product support. TAC is your point of contact when answers are needed to technical questions.

Product specialists, with detailed knowledge of product operation, maintenance, and repair, provide technical support via a toll-free (in North America) telephone number. Support is also available through mail, fax and e-mail.

For more information about technical assistance services, contact your sales representative, or call the Technical Assistance Center directly at:

North America:	1-800-528-7711
International:	1-434-385-2400
Fax:	1-434-455-6712
E-mail:	PSPC-tac@harris.com

6. WARRANTY

Please register this product within 10 days of purchase. Registration validates the warranty coverage, and enables Harris to contact you in case of any safety notifications issued for this product.

Registration can be made on-line at the Customer Care center webpage:

<http://www.pspc.harris.com/Service/Customerservice.aspx>.



While on the webpage, please review the applicable battery and/or product warranty literature.

NOTES

