

# CH10 Remote Control Instructions

## 1. Product Overview


Product Name: Remote Control  
Product Model No.: CH10  
FCC ID: 2AEQWCH10HHC005


## 2. Environment requirement

Operation temperature: +10°C~+40°C.  
Storage temperature: -10°C~65°C.  
Operating Humidity: 10%~80%RH, non-condensing.  
Storage Humidity: 10%~85%RH, non-condensing.

## 3. Directions for Operation



### 3.1 Pairing Remote

Press and hold **SELECT**  button simultaneously until the LCD screen of the remote control shows PAIR.










### 3.2 ADJUST:




-  The button lift the head/back/foot section of the foundation.
-  The button lower the head/back/foot section of the foundation.

### 3.3 ONE TOUCH BUTTON:

-  One touch flat position.
-  One touch programmable positions.
- 
-  One touch select positions. Select head, foot or back zone.
-  One touch **ANTI-SNORE** preset position.
-  One touch **TV** preset position.
-  One touch **ZERO G** preset position. **ZERO G** adjusts your legs to a higher level than your heart, helping to relieve pressure of the lower back and promote circulation.

### 3.5 UNDERNEATH LED LIGHTING

-  One touch under bed **LED** lighting on/off.

## 5. Matters needing attention:

- 5.1 The function will only work normally in proper working power conditions.
- 5.2 Remote Control needs three AAA batteries.
- 5.3 The control box is needed for proper control.
- 5.4 If problems are identified, they must be treated by professional personnel.

## 6. Additional attention for user:

6.1 This equipment has been tested and found to comply with the limits for a Class B digital device, pursuant to part 15 of the FCC Rules. These limits are designed to provide reasonable protection against harmful interference in a residential installation. This equipment generates, uses and can radiate radio frequency energy and, if not installed and used in accordance with the instructions, may cause harmful interference to radio communications. However, there is no guarantee that interference will not occur in a particular installation. If this equipment does cause harmful interference to radio or television reception, which can be determined by turning the equipment off and on, the user is encouraged to try to correct the interference by one or more of the following measures:

- Reorient or relocate the receiving antenna.
- Increase the separation between the equipment and receiver.
- Connect the equipment into an outlet on a circuit different from that to which the receiver is connected.
- Consult the dealer or an experienced radio/ TV technician for help.

6.2 This device complies with part 15 of the FCC Rules. Operation is subject to the following two

conditions: (1) This device may not cause harmful interference, and (2) this device must accept any interference received, including interference that may cause undesired operation.

6.3 For Intentional and unintentional radiators the manual shall caution the user and manufacturer that changes or modifications not expressly approved by the party responsible for compliance could void the users authority to operate the equipment.