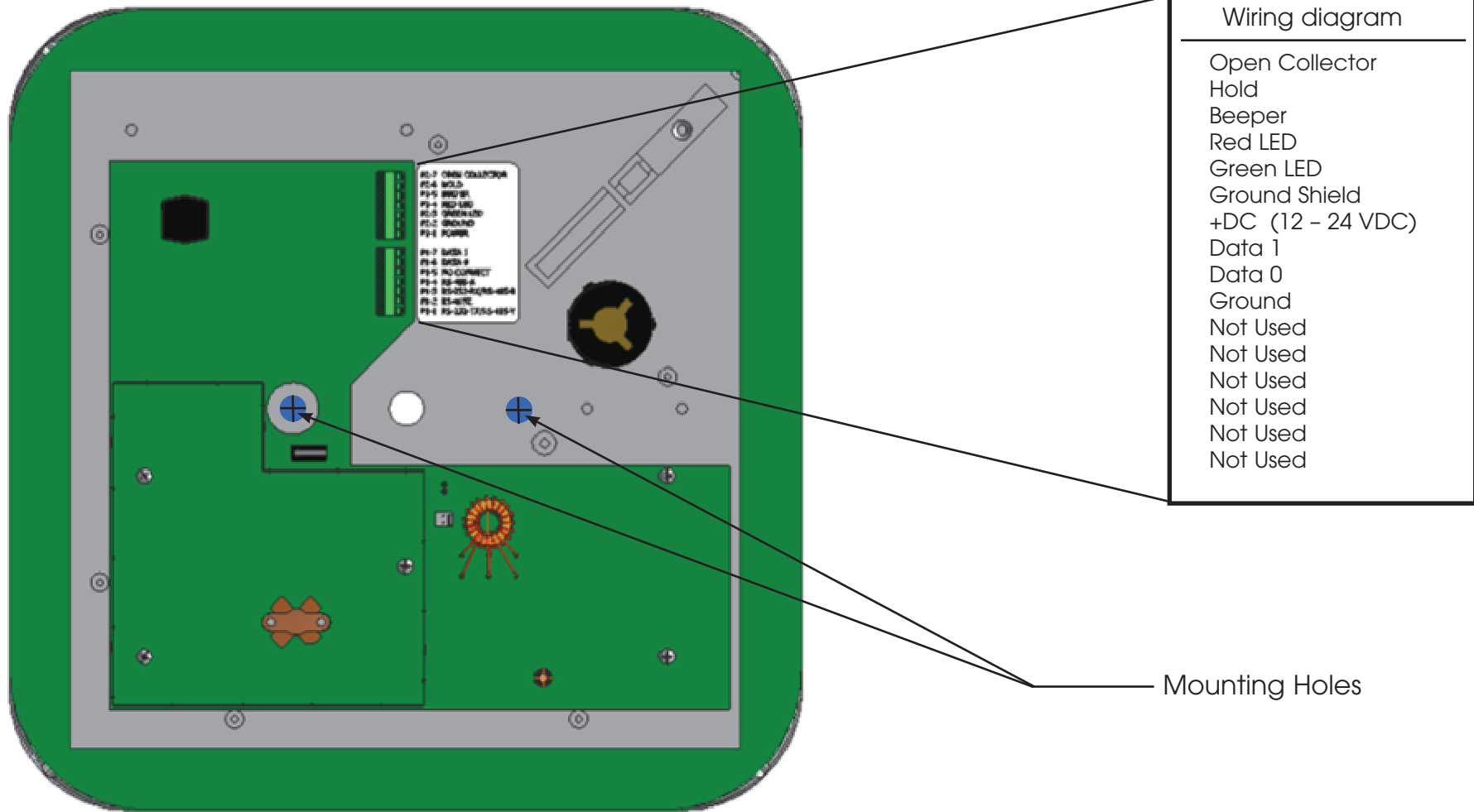



INSTALLATION

iCLASS[®] by HID[®]

1 PREPARING



2 ASSEMBLY AND DISASSEMBLY

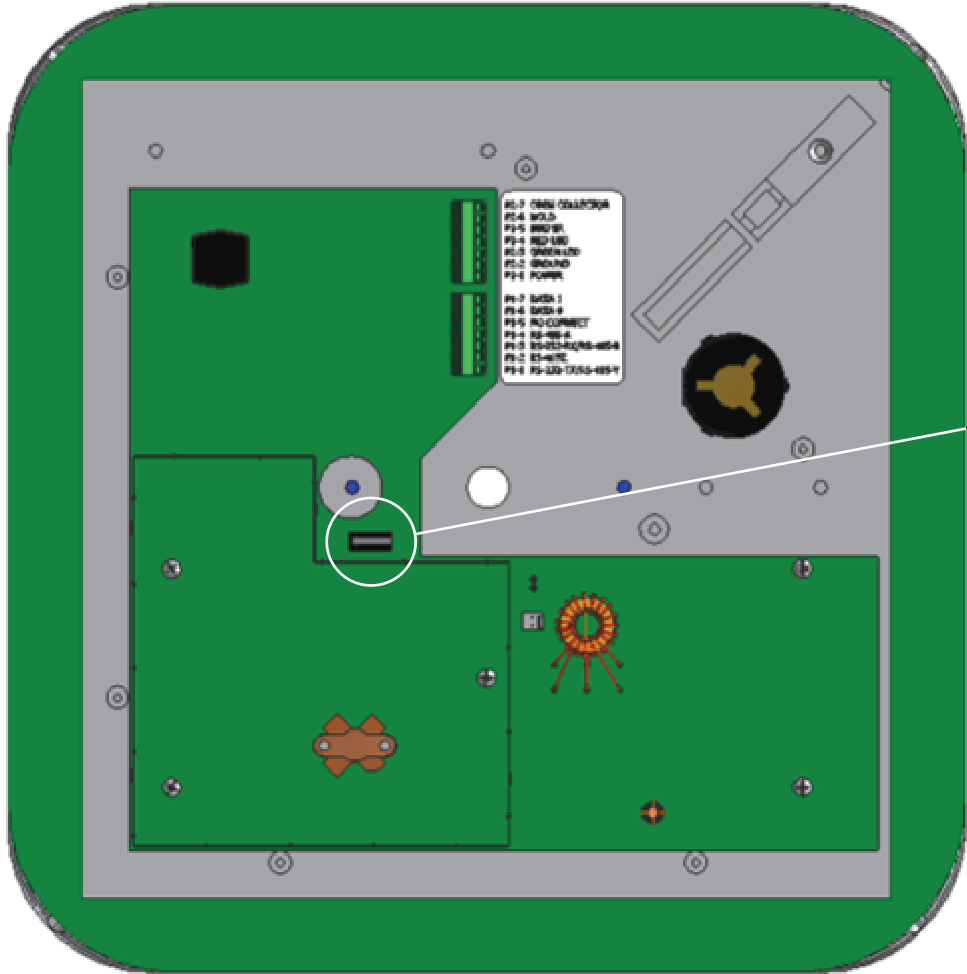


3 TESTING



R90 • Long Range Reader

4



An on board tamper switch is wired through the "I'm Alive" feature and if active, the standard supervisory signal will stop if the cover is removed.

5 OPTIONAL FEATURES

- Open Collector Output - controls an external device operating in Host Mode only. See iCLASS Application Note for details.
- Configuration Options - Configure LED, Speaker, and other features. See How To Order Guide or iCLASS Application Note for details.
- Hold Input - when asserted, this line either buffers a card or disables a card read until released, as configured.

This device complies with part 15 of the FCC rules. Operation is subject to the following two conditions:

- (1) This device may not cause harmful interference, and
- (2) This device must accept any interference received, including interference that may cause undesired operation.

Changes or modifications not expressly approved by the party responsible for compliance could void the user's authority to operate the equipment. This Proximity Reader is intended to be powered from a limited power source output of a previously certified power supply. For regulatory compliance, the drain wire is to be disconnected at the power supply end of the I/O cable.

6 PARTS

PARTS

- 1 - reader
- 1 - Installation Manual
- 4 - #8 Philips self tapping screws
- 4 - #8 Spanner security screws

HID Corporation

9292 Jeronimo Road
Irvine, California
92618-1905 USA

tel:
+1 (949) 598-1600
U.S. (800) 237-7769
fax:
+1 (949) 598-1690
email:
tech@hidcorp.com

www.hidcorp.com



An ASSA ABLOY Group company

ASSA ABLOY

INSTALLATION

iCLASS[®] by

HID

6090-900 Rev. A.3