

7/20/09

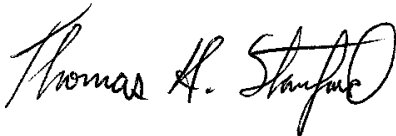
Nemko USA, Inc.
11696 Sorrento Valley Rd.
San Diego CA, 92121
USA

Re: Installation and Operating instructions for Transceiver Module – XCVR6K1

HM Electronics, Inc (HME). does not plan to create an Installation and Operating manual for this assembly. This assembly will never be sold to a third party for use in any products other than those designed by HME. HME intends to use this assembly only as an integrated part of other products which will be built within the guidelines of our own assembly & documentation processes which include but are not limited to:

- Labeling the FCC/IC ID on the finished product (either it's own or the ID of the module it contains). In the case of the XCVR6K1, the labels are shown on page 2.
- Using only the approved antennas which are dictated by the bill of material that the product is built to.
- Using connectors at top level on the product which are non-standard (Reverse TNC)
- A System 61000 Installation Manual. Please see page 3 for the text which shall be included in the Installation manual pages relating to regulatory requirements.

Sincerely,



Thomas H. Stanford
Principal RF Engineer
HM Electronics Inc.




Figure 1 Module FCC Label

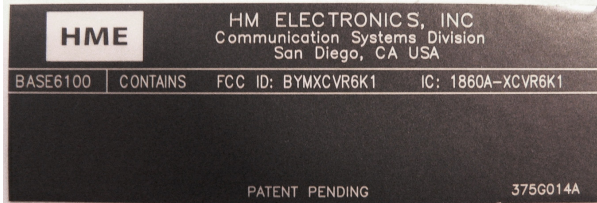


Figure 2 Main Unit FCC Label



Figure 3 Main Unit FCC Statement Label

FCC NOTICE

This device complies with Part 15 of the FCC rules. Operation is subject to the following two conditions: (1) This device may not cause harmful interference, and (2) This device must accept any interference received, including interference that may cause undesired operation.

NOTE: This equipment has been tested and found to comply with the limits for a Class A digital device, pursuant to Part 15 of the FCC rules. These limits are designed to provide reasonable protection against harmful interference when the equipment is operated in a commercial environment. This equipment generates, uses and can radiate radio frequency energy and, if not installed and used in accordance with the instruction manual, may cause harmful interference to radio communication. Operation of this equipment in a residential area is likely to cause harmful interference, in which case the user will be required to correct the interference at user's own expense.

Changes or modifications not expressly approved by HM Electronics, Inc. could void the users authority to operate this equipment.

The antenna(s) used for the base transmitter must be installed to provide a separation distance of at least 7.87 inches (20 cm) from all persons, and must not be co-located or operating in conjunction with any other antenna or transmitter.

This device has been designed to operate with the antennas or antenna kits listed below, and having a maximum gain of 2dBi. Antennas/Kits not included in this list or having a gain greater than 2dBi are strictly prohibited for use with this device. The required antenna impedance is 50 ohms.

- 1. Antenna: NEARSON, S181TR-2450R, 2dBi*
- 2. Antenna Kit: HME, EC20 (P/N G28493-1), 0dBi*

The term "IC:" before the certification/registration number only signifies that the Industry Canada technical specifications were met.

Hereby, HM Electronics, Inc. declares that the System 6100 is in compliance with the essential requirements and other relevant provisions of R&TTE Directive 1999/5/EC.



This product operates in the 2400 to 2483.5 MHz frequency range. The use of this frequency range is not yet harmonized between all countries. Some countries may restrict the use of a portion of this band or impose other restriction relating to power level or use. You should contact your Spectrum authority to determine possible restrictions.