

Quick Guide

Nokia xxx

For your safety

Read these simple guidelines. Not following them may be dangerous or against local laws and regulations. For further information, read the complete user guide.

SWITCH OFF IN RESTRICTED AREAS
Switch the device off when mobile phone use is not allowed or when it may cause interference or danger, for example, in aircraft, in hospitals or near medical equipment, fuel, chemicals, or blasting areas. Obey all instructions in restricted areas.

ROAD SAFETY COMES FIRST
Obey all local laws. Always keep your hands free to operate the vehicle when driving. Your first consideration while driving should be road safety.

INTERFERENCE
All wireless devices may be susceptible to interference, which could affect performance.

QUALIFIED SERVICE
Only qualified personnel may install or repair this product.

BATTERIES CHARGERS AND OTHER ACCESSORIES
Use only batteries, chargers, and other accessories approved by HMD Global for use with this device. Do not connect incompatible products.

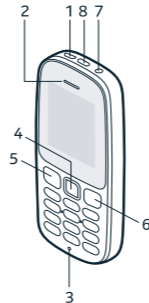
KEEP YOUR DEVICE DRY
Your device is not water-resistant. Keep it dry.

PROTECT YOUR HEARING
To prevent possible hearing damage, do not listen at high volume levels for long periods. Exercise caution when holding your device near your ear while the loudspeaker is in use.

SAR
This device meets RF exposure guidelines when used either in the normal use position against the ear or when positioned at least 10 mm away from the body.

The specific maximum SAR values can be found in the Certification Information (ISAR) section of this user guide. For more info, go to www.sar-tick.com. When a carry case, belt clip or other form of device holder is used for body-worn operation, it should not contain metal and should provide at least the above-stated separation distance from the body. Note that mobile devices may be transmitting even if you are not making a voice call.

Keys and parts



1. Charger connector
2. Earpiece
3. Microphone
4. Selection key
5. Function key, call key
6. Function key, end call/power key

Find your model number and serial number (IMEI)

If you need to contact your care point or your service provider, you may need info such as the model number and the serial number (IMEI). To see the model number, dial *#0000#. To see the serial number, dial *#06#. If you have a dual SIM phone, only IMEI1 is needed. You can also find the info on your phone label, which is located under the battery. The IMEI is also visible on the original sales box.

Product and safety info

Important: We invite you to read the enclosed instructions before installing your equipment. For valuable information on the safe use of the device and battery, read the Product and safety info booklet before you take your device into use. For info on HMD Global Privacy Policy, go to www.nokia.com/en_int/phones/privacy. For the online user guide, even more info, and troubleshooting help, go to www.nokia.com/mobile-support.

Network services and costs

You can only use your device on the GSM900 and GSM1800 MHz networks. You need a subscription with a service provider. Using some features and services, or downloading content, including free items, require a network connection. This may cause the transfer of large amounts of data, which may result in data costs. You may also need to subscribe to some features.

Emergency calls

Important: Connections in all conditions cannot be guaranteed. Never rely solely on any wireless phone for essential communications like medical emergencies. Before making the call:

- Switch the phone on
- Move to a place with adequate signal strength.

1. Press the end key repeatedly, until the home screen is shown.
2. Type in the official emergency number for your present location. Emergency call numbers vary by location.

7. Headphone connector
8. Flashlight

To lock the keys, select **Go to > Lock keypad**.

To unlock the keys, quickly press **☞** and select **Unlock**.

To quickly switch the flash light on, in the idle screen, press the scroll key up twice. To switch the light off, press the scroll key up once more. Do not shine the light in anyone's eyes.

Avoid touching the antenna area while the antenna is in use. Contact with antennas affects the communication quality and may reduce battery life due to higher power level during operation.

Do not connect to products that create an output signal, as this may damage the device. Do not connect any voltage source to the audio connector. If you connect an external device or headset, other than those approved for use with this device, to the audio connector, pay special attention to volume levels.

Parts of the device are magnetic. Metallic materials may be attracted to the device. Do not place credit cards or other magnetic storage media near the device, because info stored on them may be erased.

Some of the accessories mentioned in this user guide, such as charger, headset, or data cable, may be sold separately.

Important Note: You can set the phone to ask for a security code. The pre-set code is 12345. Change it to protect your privacy and personal data. Note, however, that when

3. Press the call key.
4. Give the necessary info as accurately as possible. Do not end the call until given permission to do so. You may also need to do the following:
 - Put a SIM card in the phone.
 - If your phone asks for a PIN code, type in the official emergency number for your present location, and press the call key.
 - Switch the call restrictions off in your phone, such as call barring, fixed dialling, or closed user group.

Take care of your device

Handle your device, battery, charger and accessories with care. The following suggestions help you keep your device operational.

- Keep the device dry. Precipitation, humidity, and all types of liquids or moisture can contain minerals that corrode electronic circuits. If your device gets wet, remove the battery, and let the device dry.
- Do not use or store the device in dusty or dirty areas.
- Do not store the device in high temperatures. High temperatures may damage the device or battery.
- Do not store the device in cold temperatures. When the device warms to its normal temperature, moisture can form inside the device and damage it.
- Do not open the device other than as instructed in the user guide.
- Unauthorised modifications may damage the device and violate regulations governing radio devices.
- Do not drop, knock, or shake the device or the battery. Rough handling can break it.
- Only use a soft, clean, dry cloth to clean the surface of the device.
- Do not paint the device. Paint can prevent proper operation.
- For optimal performance, switch the device off and remove the battery from time to time.
- Keep the device away from magnets or magnetic fields.
- To keep your important data safe, store it in at least two separate places, such as your device, memory card, or computer, or write down important info.

Restore original settings

To reset your phone to its original settings and to remove all your data, on the home screen, type in *#7370#.

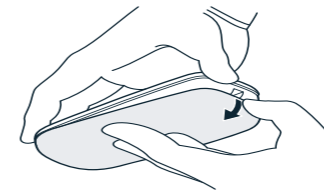
you change the code, you need to remember the new code, as HMD Global is not able to open or bypass it.

Insert the SIM and the battery

Important: This device is designed to be used with a mini SIM card only. Use of incompatible SIM cards may damage the card or the device and may corrupt data stored on the card. Please consult your mobile operator for the use of a SIM that has a micro-UICC cut-out.



Note: Switch the device off and disconnect the charger and any other device before removing any covers. Avoid touching electronic components while changing any covers. Always store and use the device with any covers attached.



1. Put your fingernail in the small slot at the bottom of the phone, lift and remove the cover.
2. If the battery is in the phone, lift it out.

Recycle

When this device has reached the end of its working life, all of its materials can be recovered as materials and energy. Recycle packaging and user guides at your local recycling scheme. When you cooperate and deliver all these materials to one of the available collection sites, you contribute in helping the environment and help to ensure the health of future generations. All electrical and electronic products and batteries may contain recyclable metals and other potentially hazardous substances and must be taken to their respective collection sites at the end of their working life. Under no circumstances should you break open a battery or other related materials. Do not dispose of these products as unsorted municipal waste, as this may cause contamination of the environment or risks to human health. All HMD Global products are in compliance with the applicable industry international production standards and to all requirements defined by the competent government agencies.

Crossed-out wheelee bin symbol



The crossed-out wheeled-bin symbol on your product, battery, literature, or packaging reminds you that all electrical and electronic products and batteries must be taken to separate collection at the end of their working life. Do not dispose of these products as unsorted municipal waste: take them for recycling. For info on your nearest recycling point, check with your local waste authority.

Battery and charger info

Use your device only with an original BL-5CB rechargeable battery. Charge your device with AC-18 charger. Charger plug type may vary. HMD Global may make additional battery or charger models available for this device.

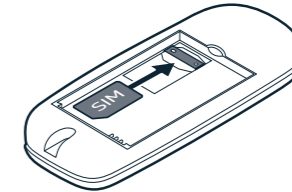
Battery type: BL-5CB

SingleSIM

- Theoretical talk time up to 15.7 hours
- Theoretical standby time up to 30.6 days

DualSIM

3. Slide the SIM into the slot with the contact area face down. Slide the SIM into SIM slot 1 with the contact area face down.



4. Line up the battery contacts, and put the battery in.
5. Replace the back cover.

Remove the memory card

Open the back cover, remove the battery and pull the memory card out.

Remove the SIM card

Open the back cover, remove the battery and slide the SIM slot out.

Switch your phone on

Press and hold the power key.

Charge the battery

1. Plug the charger into the wall outlet.
2. Connect the charger to the phone. When done, unplug the charger from the phone then from the wall outlet.

- Theoretical talk time up to 15.7 hours.
- Theoretical standby time up to 21.9 days

Important: Talk and standby times are estimates only. Actual times are affected by, for example, network conditions, device settings, features being used, battery condition, and temperature.

Battery and charger safety

Always switch the device off and unplug the charger before removing the battery. To unplug a charger or an accessory, hold and pull the plug, not the cord.

When your charger is not in use, unplug it. If left unused, a fully charged battery will lose its charge over time. Always keep the battery between 15°C and 25°C (59°F and 77°F) for optimal performance. Extreme temperatures reduce the capacity and lifetime of the battery. A device with a hot or cold battery may not work temporarily.

Accidental short-circuiting can happen when a metallic object touches the metal strips on the battery. This may damage the battery or the other object.

Do not dispose of batteries in a fire as they may explode. Obey local regulations. Recycle when possible. Do not dispose as household waste.

Do not dismantle, cut, crush, bend, puncture, or otherwise damage the battery in any way. If a battery leaks, do not let liquid touch skin or eyes. If this happens, immediately flush the affected areas with water, or seek medical help. Do not modify, attempt to insert foreign objects into the battery, or immerse or expose it to water or other liquids. Batteries may explode if damaged.

Use the battery and charger for their intended purposes only. Improper use, or use of unapproved or incompatible batteries or chargers may present a risk of fire, explosion, or other hazard, and may invalidate any approval or warranty. If you believe the battery or charger is damaged, take it to a service centre or your phone dealer before continuing to use it. Never use a damaged battery or charger. Only use the charger indoors. Do not charge your device during a lightning storm.

Small children

Your device and its accessories are not toys. They may contain small parts. Keep them out of the reach of small children.

Medical devices

Operation of radio transmitting equipment, including wireless phones, may interfere with inadequately shielded medical devices' function. Consult a physician or the medical device's manufacturer to determine if it is adequately shielded from external radio energy.

Implanted medical devices

- Always keep the wireless device more than 15.3 centimetres (6 inches) from the medical device.
- Not carry the wireless device in a breast pocket.
- Hold the wireless device to the ear opposite the medical device.
- Switch the wireless device off if there is any reason to suspect that interference is taking place.
- Follow the manufacturer directions for the implanted medical device.

If you have any questions about using your wireless device with an implanted medical device, consult your health care provider.

Hearing

▲ Warning: When you use the headset, your ability to hear outside sounds may be affected. Do not use the headset where it can endanger your safety.

Some wireless devices may interfere with some hearing aids.

Nickel

The surface of this device is nickel-free.

Vehicles

Radio signals may affect improperly installed or inadequately shielded electronic systems in vehicles. For more info, check with the manufacturer of your vehicle or its equipment.

Only qualified personnel should install the device in a vehicle. Faulty installation may be dangerous and invalidate your warranty. Check regularly that all wireless device equipment in your vehicle is mounted and operating properly. Do not store or carry flammable or explosive materials in the same compartment as the device, its parts, or accessories. Do not place your device or accessories in the air bag deployment area.

Potentially explosive environments

Switch your device off in potentially explosive environments, such as near petrol pumps. Sparks may cause an explosion or fire resulting in injury or death. Note restrictions in areas with fuel; chemical plants; or where blasting operations are in progress. Areas with a potentially explosive environment may not be clearly marked. These usually are areas where you are advised to switch your engine off, below deck on boats, chemical transfer or storage facilities, and where the air contains chemicals or particles. Check with the manufacturers of vehicles using liquefied petroleum gas (such as propane or butane) if this device can be safely used in their vicinity.

Certification information (SAR)

This mobile device meets guidelines for exposure to radio waves as set forth by the Federal Communications Commission (FCC). Refer to the following.

FCC RF Exposure Information

Your handset is a radio transmitter and receiver. It is designed and manufactured not to exceed the emission limits for exposure to radio frequency (RF) energy set by the Federal Communications Commission of the U.S. Government. The guidelines are based on standards that were developed by independent scientific organization through periodic and thorough evaluation of scientific studies. The standards include a substantial safety margin designed to assure the safety of all persons, regardless of age and health. The exposure standard for wireless handsets employs a unit of measurement known as the Specific Absorption Rate, or SAR. The SAR limit set by the FCC is 1.6 W/kg. The tests are performed in positions and locations (e.g. at the ear and worn on the body) as required by the FCC for each model. The highest SAR value for this model handset as reported to the FCC when tested for use at the ear is 1.06 W/kg, and when worn on the body in a holder or carry case, is 0.59 W/kg.

Body-worn Operation; This device was tested for typical body-worn operations with the handset kept 1.0 cm from the body. To maintain compliance with FCC RF exposure requirements, use accessories that maintain a 1.0 cm separation distance between the user's body and the handset. The use of belt clips, holsters and similar accessories should not contain metallic components in its assembly. The use of

accessories that do not satisfy these requirements may not comply with FCC RF exposure requirements, and should be avoided. The FCC has granted an Equipment Authorization for this model handset with all reported SAR levels evaluated as in compliance with the FCC RF emission guidelines. SAR information on this model handset is on file with the FCC and can be found under the Display Grant section of www.fcc.gov/oet/ea/ after searching on FCC ID 2AJOTTA-1037. Additional information on Specific Absorption Rates (SAR) can be found on the FCC website at www.fcc.gov/general/radio-frequency-safety-0.

To send data or messages, a good connection to the network is needed. Sending may be delayed until such a connection is available. Follow the separation distance instructions until the sending is finished.

During general use, the SAR values are usually well below the values stated above. This is because, for purposes of system efficiency and to minimise interference on the network, the operating power of your mobile is automatically decreased when full power is not needed for the call. The lower the power output, the lower the SAR value. Device models may have different versions and more than one value. Component and design changes may occur over time and some changes could affect SAR values.

For more info, go to www.sar-tick.com. Note that mobile devices may be transmitting even if you are not making a voice call.

Electronical information of the device

Product	Mobile phone
Supplier	HMD Global
Model	TA-1037
Charger	AC-18U

The following electrical characteristics apply to HMD Global AC-18U chargers only:

Input	90Vac~264Vac, 47Hz~63Hz
Output	5.0V, 550mA
Rechargeable battery supplier	HMD Global
Phone power consumption	4,5 mW

Copyrights and other notices**FCC notice:**

This device complies with part 15 of the FCC rules. Operation is subject to the following two conditions: (1) This device may not cause harmful interference, and (2) this device must accept any interference received, including interference that may cause undesired operation. For more info, go to www.fcc.gov/engineering-

1. Outside of the Covered Country;
2. If your Product, or the software it runs on, has been (i) opened, modified, or repaired without Manufacturer's authorisation, or (ii) repaired with unauthorised spare parts;
3. If your Product's serial number, the mobile accessory date code, or the IMEI number has been removed, erased, defaced, altered or if these are illegible in any way;
4. If you have not installed the latest software updates that are publicly available for your Product within a reasonable time of their release; or
5. If you refuse to give possession of the Product to Manufacturer for repair and investigation.

If this Warranty does not cover your Product or the issue based on which it requires service, Manufacturer reserves the right to charge for the repair or replacement of your Product, as well as a handling fee.

4. Limitation of Manufacturer's liability

To the extent permitted by applicable law(s), Manufacturer shall not under any circumstances be liable, either expressly or impliedly, for any

1. Damages or losses of any kind whatsoever resulting from or relating to loss of, damage to, or corruption of, content or data, or the re-creation or transfer thereof, even if such loss, damage, or corruption was a result of (i) a Defect in your Product or (ii) an attempt to repair your Product; and/or
 2. Loss of profit, productivity, functionality, business, contracts, revenues or anticipated savings, increased costs or expenses, or for any indirect, consequential or special loss or damage.
- To the extent permitted by applicable law, Manufacturer's liability shall be limited to the purchase value of your Product. The limitations in this clause 4 shall not apply in case of manufacturer's negligence or intentional misconduct or in case of death or personal injury resulting from Manufacturer's proven negligence.

5. Other important notices

For further information on your Warranty, as well as information needed to process your Warranty queries, please visit

technology/electromagnetic-compatibility-division/radio-frequency-safety/faq/rf-safety. Any changes or modifications not expressly approved by HMD Global could void the user's authority to operate this equipment. Note: This equipment has been tested and found to comply with the limits for a Class B digital device, pursuant to part 15 of the FCC Rules. These limits are designed to provide reasonable protection against harmful interference in a residential installation. This equipment generates, uses and can radiate radio frequency energy and, if not installed and used in accordance with the instructions, may cause harmful interference to radio communications. However, there is no guarantee that interference will not occur in a particular installation. If this equipment does cause harmful interference to radio or television reception, which can be determined by turning the equipment off and on, the user is encouraged to try to correct the interference by one or more of the following measures:

- Reorient or relocate the receiving antenna.
 - Increase the separation between the equipment and receiver.
 - Connect the equipment into an outlet on a circuit different from that to which the receiver is connected.
 - Consult the dealer or an experienced radio/TV technician for help.
- The availability of products, features, apps and services may vary by region. For more info, contact your dealer or your service provider. This device may contain commodities, technology or software subject to export laws and regulations from the US and other countries. Diversion contrary to law is prohibited.

The contents of this document are provided "as is". Except as required by applicable law, no warranties of any kind, either express or implied, including, but not limited to, the implied warranties of merchantability and fitness for a particular purpose, are made in relation to the accuracy, reliability or contents of this document. HMD Global reserves the right to revise this document or withdraw it at any time without prior notice.

To the maximum extent permitted by applicable law, under no circumstances shall HMD Global or any of its licensors be responsible for any loss of data or income or any special, incidental, consequential or indirect damages howsoever caused.

www.nokia.com/mobile-support. Instructions on how to request repair service and the addresses of the authorised service centers in the Covered Country may also be available on that webpage. Manufacturer reserves the right to make changes to its authorised service centers network at any time. Your Product may contain country-specific elements, including software. The repair services available in a particular country may be limited to the Product and country-specific elements available in that country. Also, if your Product has been re-exported from its original destination to another country, your Product may contain country-specific elements that are not considered a Defect under this Warranty even if those elements or the Product would not be operational. Information applicable only for Mexico: Importer in Mexico: Grand Cel S.A. de C.V. 106 Avenida Via Gustavo Baz, Int. 302 Colonia Cervecería Modelo Naucalpan de Juárez Edo de México CP 53330

Establecimientos en la República Mexicana donde se puede hacer efectiva la garantía: Representaciones GARMA SA de CV Ciudad de México. Soria #47 Colonia Álamos, Delegación Benito Juárez, C.P. 03400

Puebla, Puebla. Boulevard Norte #1051, Colonia Villas de San Alejandro, C.P. 72090

Querétaro, Querétaro. Av. Ignacio Zaragoza #11, Local 111, Colonia Centro, C.P. 76000

Tlaquepaque, Jalisco. Av. López Mateos Sur #6061, Local E-2 Plaza Las Fuentes, C.P. 45070

Guadalajara, Jalisco.

Reproduction, transfer or distribution of part or all of the contents in this document in any form without the prior written permission of HMD Global is prohibited. HMD Global operates a policy of continuous development. HMD Global reserves the right to make changes and improvements to any of the products described in this document without prior notice. HMD Global does not make any representations, provide a warranty, or take any responsibility for the functionality, content, or end-user support of third-party apps provided with your device. By using an app, you acknowledge that the app is provided as is. Downloading of maps, games, music and videos and uploading of images and videos may involve transferring large amounts of data. Your service provider may charge for the data transmission. The availability of particular products, services and features may vary by region. Please check with your local dealer for further details and availability of language options.

Certain features, functionality and product specifications may be network dependent and subject to additional terms, conditions, and charges. All are subject to change without notice. Manufacturer and/or importer in EU: HMD Global Oy, Karaportti 2, 02610 Espoo, Finland. Manufactured in China. HMD Global Privacy Policy, available at www.nokia.com/en_int/phones/privacy, applies to your use of the device.

© 2017 HMD Global. All rights reserved. HMD Global Oy is the exclusive licensee of the Nokia brand for phones & tablets. Nokia is a registered trademark of Nokia Corporation. The Bluetooth word mark and logos are owned by the Bluetooth SIG, Inc. and any use of such marks by HMD Global is under license. This product includes open source software. For applicable copyright and other notices, permissions, and acknowledgements, select *#6774# on the home screen.

Av. Hidalgo #1724A, Colonia Ladrón de Guevara, C.P. 44600

Monterrey, Nuevo León. Juan Ignacio Ramón # 506, Ote. Edificio Latino Piso 27, Colonia Centro, C.P. 64000

Mérida, Yucatán. Calle 1B #325A entre 42 y 44, Colonia Campestre, C.P. 97120

Hermosillo, Sonora. Calle Israel González Esq. con Av. Seguro Social Local 120, Colonia Modelo, C.P. 83190

Chihuahua, Chihuahua. Calle lateral Ortiz Mena #4015-2, Fraccionamiento La Cañada, C.P. 31214

Manufacturer and Warranty provider: HMD Global Oy (address: Karaportti 2, 02610 Espoo, Finland)

Information to be filled in by the seller if required by local law:

Product model and IMEI:

Seller name and address:

Product acquisition and delivery date(s):

End user name and address:

described above correspond to the contractual Warranty term granted by the Manufacturer.

During the Warranty period, Manufacturer or its authorised service center will, in a reasonable time, remedy the Defect free of charge by either repairing or replacing the defective Product or accessory or the defective part of it at its option, provided that you have returned the defective Product or accessory to the Manufacturer or its authorised service center before the Warranty period expires. When repairing or replacing your Product or accessory, Manufacturer may use new or re-conditioned parts or Product except where the use of such re-conditioned parts or Product is barred by local law. In case local law should require the end user to be informed about the use of re-conditioned parts or Product, this Warranty document can be considered as the necessary notice in that regard. In case local law requires consent from the end user for the use of re-conditioned parts or Product, then such parts or Product will not be used till such consent has been obtained.

Manufacturer will bear the costs of transporting the Products within its authorised service network as part of the fulfilment of Warranty obligations.

To the fullest extent permitted by applicable law:

- a) No repair or replacement will renew or extend the Warranty period;
- b) Original Product, replacement parts or replacement Products or accessories provided under this Warranty will be covered by this Warranty for the remainder of the original Warranty period or for ninety (90) days from the date the repaired or replacement Product or accessory is returned to you, whichever is longer;
- c) Repair services will count with ninety (90) days Warranty from the day the repaired Product or accessory is returned to you;
- d) The Product or any parts of your Product or accessory that Manufacturer has replaced shall become Manufacturer's property. Manufacturer does not warrant that the software preinstalled by or on behalf of Manufacturer in the Product (or subsequent updates and upgrades) (together "Manufacturer software") will meet your requirements, work in combination with any hardware or software not provided by Manufacturer, is uninterrupted or error free or that errors are correctable or will be corrected. For Manufacturer software-related errors, Manufacturer will make available the latest

version of the Manufacturer software for reinstallation on your Product or, if that would not be possible, another remedy, which in Manufacturer's reasonable discretion, satisfactorily addresses the error. Some Manufacturer software may be subject to separate license terms that are available with the software.

Please always back up all data and content stored on your Product before taking your Product in for service since service activities will erase all data from your Product.

3. What this Warranty does not cover

Manufacturer does not provide any Warranty for the following:

1. User guides;
 2. Any (i) third party software, settings, content, data, or links installed or downloaded onto your Product at any time, or (ii) Manufacturer and third party services or enabling clients even if preinstalled by Manufacturer (please read the terms and conditions that may accompany the services as those will define your rights and obligations);
 3. Any (i) normal wear and tear, (ii) reduced charging capacity of the battery resulting from its natural end of life, or (iii) pixel defects in your Product's display that are within the scope of industry standards;
 4. SIM card and/or any cellular or other networks or system on which your Product operates; or
 5. Errors or damage caused by: (i) misuse or not using your Product in accordance with the user guide, such as (but not limited to) if the Product has been exposed to liquid outside of the approved levels, extreme electromagnetic field (such as damages caused by microwave oven), dampness, extreme thermal or environmental conditions or to rapid changes in such conditions, corrosion, oxidation, spillage of food or liquid, or influence from chemical products, (ii) using your Product with, or connecting it to, any product, accessory, software, or service not manufactured or supplied by Manufacturer, (iii) any third party products combined with your Product, (iv) damage or errors caused by hacking, cracking, viruses, or other malware, or by unauthorised access to services, accounts, computer systems, or networks; or (v) other acts beyond Manufacturer's reasonable control.
- This Warranty is not valid.

