



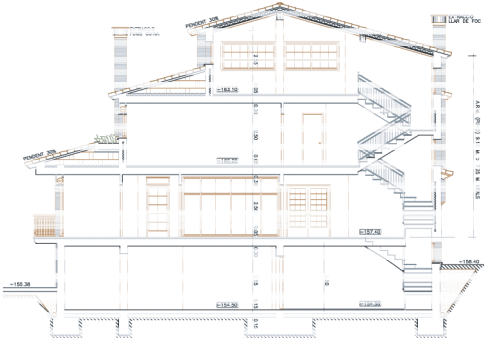
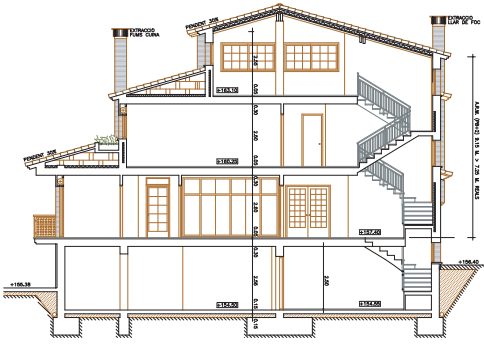
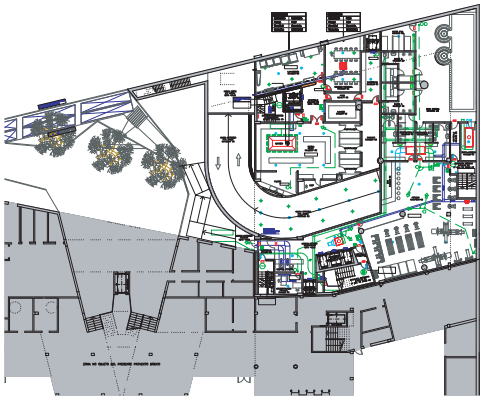
Print quality setting recommendations



How do I choose print quality settings?

As general guidance you should bear in mind that **Optimized for** = Drawings and text will give sharper lines while **Optimized for** = Images will give smoother area fills, see below for more complete details.

If you are not sure how to change the print quality settings, see "How do I change the print quality?" in Chapter 5 of the Quick reference guide.

Print content	Image quality settings			Paper types (front panel)
	Print quality	Optimized for	Maximum detail	
Lines (draft) 	Fast	Drawings and text	On	Bright White Bond Paper Translucent materials* Coated Paper
Lines 	Normal	Drawings and text	Off	Bright White Bond Paper Translucent materials* Coated Paper
Lines and fills 	Best	Drawings and text	Off	Bright White Bond Paper Translucent materials* Coated Paper Heavyweight Coated Paper Productivity Photo Gloss

* Translucent materials include Vellum, Translucent Bond, Natural Tracing Paper, Clear Film, and Matte Film



Q1273-90051

Hewlett-Packard Company
Avenida Graells, 501
08174 Sant Cugat del Vallès
Barcelona
Spain

Printed in
Imprimé en
Stampato in



Print content	Image quality settings			Paper types (front panel)
	Print quality	Optimized for	Maximum detail	
Lines and images 	Best	Drawings and text	On	Coated Paper Heavyweight Coated Paper Productivity Photo Gloss
In-store advertising 	Normal	Images	Off	Coated Paper Heavyweight Coated Paper Productivity Photo Gloss
Renderings 	Best	Images	Off	Heavyweight Coated Paper Productivity Photo Gloss
Photographs 	Best	Images	Off	Productivity Photo Gloss

For technical details of print resolution, see “Tell me about functional specifications” in Chapter 22 of the User’s guide.

How do I print at maximum speed?

There are two paper type settings in the front panel **Max Speed Bright White*** and **Max Speed Bond Paper†** especially designed for printing at maximum speed. The recommended print quality settings for these paper types are: **Print quality** = Fast, **Optimized for** = Drawings and text, **Maximum detail** = Off, **Paper types (front panel)** = see notes below.

* To use Max Speed Bright White, load HP Bright White Inkjet Bond Paper and select Max Speed Bright White from the list of paper types in the front panel.

† To use Max Speed Bond Paper, load HP Universal Inkjet Bond Paper and select Max Speed Bond Paper from the list of paper types in the front panel.