

HTC Bluetooth® Stereo Headphones

BH S600

User Guide



<http://www.htc.com/www/help/warranty-statement/>

htc
quietly brilliant

Trademarks and copyrights

© 2012 HTC Corporation. All rights reserved. The HTC logo and the HTC quietly brilliant logo are trademarks of HTC Corporation. All other trademarks included herein are the property of their respective owners.

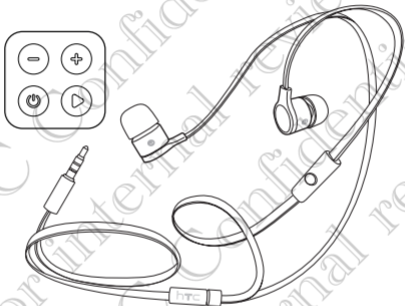
The Bluetooth® word mark and logos are registered trademarks by Bluetooth SIG, Inc.

HTC shall not be liable for technical or editorial errors or omissions contained herein, nor for incidental or consequential damages resulting from furnishing this material. The information is provided "as is" without warranty of any kind and is subject to change without notice. HTC also reserves the right to revise the content of this document at any time without prior notice.

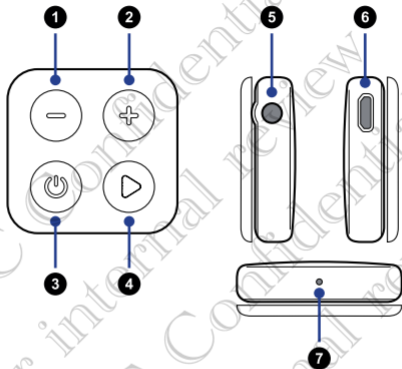
No part of this document may be reproduced or transmitted in any form or by any means, electronic or mechanical, including photocopying, recording or storing in a retrieval system, or translated into any language in any form without prior written permission of HTC.

About your HTC Bluetooth Stereo Headphones

Your Bluetooth headphones enable you to enjoy your music and use your phone without being physically tethered to your phone. Your Bluetooth headphones consist of a headphone cable with a built-in mic, and a Bluetooth remote control.



Remote control



1	volume down	5	3.5 mm audio jack
2	volume up	6	micro-USB charging port
3	power/pairing	7	LED
4	call/play/pause		

Notifications

Your Bluetooth headphones have both LED and audio notifications.

LED notifications

red	charging (while turned off)
alternating blue and red	charging
flashing blue	battery ok/fully charged
flashing red	low battery

Note:

When charging (while turned off), the LED will turn off to indicate a full charge.

Audio notifications

“Power on.”	power on
“Power off.”	power off
“Pairing...”	pairing mode
“Device connected.”	a device has been connected
“Device disconnected.”	a device has been disconnected
single tone	maximum/minimum volume
“Accept incoming call?”	incoming call
“Call rejected.”	incoming call rejected
“Mute on.”	microphone mute on
“Mute off.”	microphone mute off
“Battery low.”	low battery

Charging your Bluetooth headphones

Before using your Bluetooth headphones for the first time, you should give it a full charge. A full charge requires 1 hour and 10 minutes.


To charge your Bluetooth headphones, connect one end of the USB cable to the micro-USB port on the remote control, and the other end to the power source.

Turning your Bluetooth headphones on or off

To turn your Bluetooth headphones on or off, press and hold  for two seconds. You will hear and see notifications that confirm your actions.









Pairing your Bluetooth headphones

Your HTC Bluetooth Stereo Headphones remembers up to eight phones and can connect to two phones at the same time.







1. To pair a phone, first turn the Bluetooth headphones off.
2. Press and hold  until you hear "Pairing...". Pairing mode will be on for 300 seconds.
3. On the phone, turn Bluetooth on and select your Bluetooth headphones from the list of available Bluetooth devices.
4. When you hear "Device connected", you can start to use the Bluetooth headphones.

Handling phone calls

You can use your Bluetooth headphones to answer incoming calls, redial, and more.

answer an incoming call	press  or say "yes"
decline an incoming call	press and hold  or say "no"
end a call	press 
redial	press  two times
change in-call volume	press  or 
mute microphone	press  and  while in a call to turn on or off

Listening to music

play/pause	press 
change the volume	press  or 
play the next song	press and hold 
play the previous song	press and hold  Note: If the song has been playing for more than 3 seconds, pressing  will replay the current song from the beginning.

Taking photos

When used with HTC Android phones (Sense 4 and later), you can use  as a camera button.

To take a shot, press  two times while the Camera app is open.

Activating voice recognition

If your phone has voice recognition capabilities, you can activate it using your HTC Bluetooth Stereo Headphones.

Press and hold .

Note:

You can only activate voice recognition if you're not in a call or listening to music.

HTC Confidential
for internal review
HTC Confidential
for internal review

HTC Confidential
for internal review
HTC Confidential
for internal review



91H0xxxx-xxM Rev.A

htc.com