

CAR MULTIMEDIA SYSTEM

USER'S MANUAL



The Power to Surprise





Key Product Features











This device is a Multimedia system equipped with a multifunctional disc player that supports Radio (FM, AM), HD Radio™ technology, SiriusXM™, Audio CD, MP3, USB, iPod®, Audio AUX, Bluetooth® Audio and My Music features. The WIDE VGA LCD provides a high quality resolution while the powerful and rich sound system adds to the driving enjoyment.

Display	<p>Wide TFT-LCD Display</p> <ul style="list-style-type: none"> Provides high quality video through a Wide TFT-LCD Display using an LED Back Light. Touch screen for maximum user convenience.
Radio	<p>Digital Tuner Feature</p> <ul style="list-style-type: none"> Digital Tuner using PPL method that supports memory of 12 broadcast stations for each AM and FM modes. <p>Radio broadcast station name</p> <ul style="list-style-type: none"> Displays broadcast station names for key locations. <p>HD Radio™/Satellite Radio feature</p> <ul style="list-style-type: none"> Supports HD Radio™ reception and Satellite Radio (SiriusXM™).




Multimedia Player	<p>Support for various Media Formats</p> <ul style="list-style-type: none"> Support for various media formats, including Radio, Audio CD, MP3, USB, iPod, AUX and Bluetooth® Audio Streaming modes <p>My Music</p> <ul style="list-style-type: none"> Supports copying of music stored within USB devices into My Music (internal memory) mode
Navigation	<p>Voice Guidance</p> <ul style="list-style-type: none"> Voice route guidance to safely and conveniently reach set destinations Various map scales that enable drivers to accurately view map and surrounding areas <p>Automatic Correction for Current Location</p> <ul style="list-style-type: none"> Automatically corrects current position using map matching and GPS information.
Miscellaneous	<p>Bluetooth® Wireless Technology</p> <ul style="list-style-type: none"> Convenient use of Bluetooth® Handsfree by using buttons within the steering wheel remote controller <p>Digital Screen Control Features</p> <ul style="list-style-type: none"> Easy control of features through touch screen options <p>Steering Wheel Remote Controller</p> <ul style="list-style-type: none"> Control over audio features, voice recognition and Bluetooth® through the steering wheel remote controller for maximum convenience

Head Unit




Name	Description
1 	<p>Converts to FM/AM/SiriusXM™ mode</p> <ul style="list-style-type: none"> Each time the key is pressed, the mode is changed in order of FM → AM → SiriusXM™ → FM
2 	<p>Converts to MEDIA mode</p> <ul style="list-style-type: none"> If the media is not connected or is or CD player not available for Model, Media mode will not be activated. Press this key to move to the last mode that you accessed in Media. Press it once again to display the screen where you can select a Media mode.
3 	<p>Displays the UVO mode</p>
4 	<p>When key is pressed shortly. (under 0.8 seconds)</p> <ul style="list-style-type: none"> FM/AM mode : plays previous/next frequency SiriusXM™ mode : plays the previous/next channel MEDIA (Disc/USB/iPod/My Music) mode : changes the track, file or title (except USB Image and AUX) <p>When key is pressed and held. (over 0.8 seconds)</p> <ul style="list-style-type: none"> FM/AM mode : continuously changes the frequency until the key is released SiriusXM™ mode : continuously changes the channel until the key is released and plays the current channel MEDIA (Disc/USB/iPod/My Music) mode : rewinds or fastforwards the track or file (except USB Image, Bluetooth Audio and AUX)

Name	Description
5 	Press to insert or eject disc
6 	SD Card insert slot
7 	<ul style="list-style-type: none"> When power is off, press to turn power on When power is on, press and hold (over 0.8 seconds) to turn power off When power is on, press shortly (under 0.8 seconds) to turn Audio off Turn left/right to control volume
8 	Displays the map for the current position
9 	Moves user to the menu screen where you can find your destination and set the route.
10 	Takes user to phone screen
11 	Displays the information mode
12 	Displays the Setup mode
13 	<ul style="list-style-type: none"> FM/AM mode : changes the frequency SiriusXM™ mode : changes the channel MEDIA (Disc/USB/iPod/My Music) mode : changes the track, file or title (except USB Image, Bluetooth Audio and AUX)
14 	Resets the system settings. (Preset radio channels and other data will not be deleted.)

Steering Wheel Remote Controller

Name	Description
1 	<p>When pressed shortly. (under 0.8 seconds)</p> <ul style="list-style-type: none"> • Activates voice recognition <p>When pressed and held. (over 0.8 seconds)</p> <ul style="list-style-type: none"> • Ends voice recognition • Activates Siri Eyes Free
5 	<p>When pressed shortly. (under 1.2 seconds)</p> <ul style="list-style-type: none"> • When pressed in the dial screen, makes a call • When pressed in the incoming call screen, answers the call • When pressed during call waiting, switches to waiting call (Call Waiting) <p>When pressed and held. (over 1.2 seconds)</p> <ul style="list-style-type: none"> • When pressed in the Bluetooth® Handsfree, redials the last call • When pressed during a Bluetooth® Handsfree call, switches call back to mobile phone (Private) • When pressed while calling on the mobile phone, switches call back to Bluetooth® Handsfree (Operates only when Bluetooth® Handsfree is connected)
6 	<ul style="list-style-type: none"> • When pressed during a call, ends the phone call • When pressed in the incoming call screen, rejects the call

※The actual feature in the vehicle may differ from the illustration.

Name	Description
2 	<ul style="list-style-type: none"> • Each time this key is pressed, mode is changed in order of FM → AM → SiriusXM™ → Disc → USB Music or iPod → AUX → Bluetooth Audio → My Music • If the media is not connected, corresponding modes will be disabled • Press and hold the key (over 0.8 seconds) to turn the Audio system on/off • When power is off, press the key to turn power back on
3 	Controls the volume
4 	<p>When keys are pressed shortly. (under 0.8 seconds)</p> <ul style="list-style-type: none"> • FM/AM mode : searches broadcast frequencies saved to Presets • SiriusXM™ mode : searches broadcast channels saved to Presets • MEDIA(Disc/USB/iPod/My Music) mode : changes the track, file or chapter (except USB Image, AUX) <p>When keys are pressed and held. (over 0.8 seconds)</p> <ul style="list-style-type: none"> • FM/AM Mode : Automatically searches broadcast frequencies • SiriusXM™ mode : automatically searches broadcast channels • MEDIA(Disc/USB/iPod/My Music) mode : Quickly looks up songs (excluding USB images, AUX, and Bluetooth audio files)

Appendix

Product Specification

TFT-LCD

Screen Size	Navigation Device - 8 inch(176.4 x 99.36mm)
Resolution	Navigation Device - 384,000 pixels (Resolution: 800 x 480)
Operating Method	TFT(Thin Film Transistor) Active Matrix
Viewing Angle	Left/Right, Top/Bottom : ALL 89°
Internal Lighting	LED

Radio

Channels	FM : 87.5 MHz ~ 107.9 MHz(Step : 200 kHz)
	AM : 530 kHz ~ 1710 kHz(Step : 10 kHz)
Sensitivity	FM : Under 10dBu/AM : Under 35dBu
Distortion Factor	Within 2%

Common

Name	Car TFT LCD Display Navigation Unit		
Power Supply	DC 14.4V	Operating Power	DC 9V ~ DC 16V
Current Consumption	2.5A	Sleep Current	0.5mA (Head Unit Only)
Operating Temperature	-20 ~ +70°C (-4 ~ +158°F)	Storage Temperature	-40 ~ + 85°C (-40 ~ +185°F)
Dimensions	178 X 102 X138mm (Main BOX)		
Weight	3.0 kg		

Wi-Fi Details

Frequency	2412 ~ 2462MHz
Specification	802.11b/g/n
Number of Channels	11 channels
Operating Temperature	-20 ~ + 70°C (-4 ~ +158°F)

Bluetooth® Wireless Technology

Frequency Range	2402 ~ 2480 MHz	Supported Bluetooth® Specification	3.0
Supported Profile	Handsfree(1.6), A2DP(1.2), AVRCP(1.4), PBAP(1.0)		
Output	0.125mW		
Number of Channels	79 channels		

CAUTION

- The producer and installer cannot provide services related to life safety as the concerned radio equipment is liable to radio interference.

Important Safety Information

Before using your Multimedia system, read and follow all instructions and safety information provided in this end user manual ("User's Guide"). Not following precautions found in this User's Guide can lead to an accident or other serious consequences.

Keep User's Guide in Vehicle

When kept in the vehicle, the User's Guide will be a ready reference for you and other users unfamiliar with the Multimedia system. Please make certain that before using the system for the first time, all persons have access to the User's Guide and read its instructions and safety information carefully.

Warning:

Operating certain parts of this system while driving can distract your attention away from the road, and possibly cause an accident or other serious consequences. Do not change system settings or enter data non-verbally (using your hands) while driving. Stop the vehicle in a safe and legal manner before attempting these operations. This is important since while setting up or changing some functions you might be required to distract your attention away from the road and remove your hands from the wheel.

General Operation

Voice Command Control

Functions within the Multimedia system may be accomplished using only voice commands. Using voice commands while driving allows you to operate the system without removing your hands from the wheel.

Prolonged Views of Screen

Do not access any function requiring a prolonged view of the screen while you are driving. Pull over in a safe and legal manner before attempting to access a function of the system requiring prolonged attention. Even occasional short scans to the screen may be hazardous if your attention has been diverted away from your driving task at a critical time.

Volume Setting

Do not raise the volume excessively. Keep the volume at a level where you can still hear outside traffic and emergency signals while driving. Driving while unable to hear these sounds could cause an accident.

Navigation Features

Any navigation features included in the system are intended to provide turn by turn instructions to get you to a desired destination. Please make certain all persons using this system carefully read and follow instructions and safety information fully.

Distraction Hazard

Some navigation features may require manual (non-verbal) setup. Attempting to perform such set-up or insert data while driving can seriously distract your attention and could cause an accident or other serious consequences. Stop the vehicle in a safe and legal manner before attempting these operations.

Let Your Judgment Prevail

Any navigation features are provided only as an aid. Make your driving decisions based on your observations of local conditions and existing traffic regulations. Any such feature is not a substitute for your personal judgment. Any route suggestions made by this system should never replace any local traffic regulations or your personal judgment or knowledge of safe driving practices.

Route Safety

Do not follow the route suggestions if doing so would result in an unsafe or illegal maneuver, if you would be placed in an unsafe situation, or if you would be directed into an area that you consider unsafe. The driver is ultimately responsible for the safe operation of the vehicle and therefore, must evaluate whether it is safe to follow the suggested directions.

Potential Map Inaccuracy

Maps used by this system may be inaccurate because of changes in roads, traffic controls or driving conditions. Always use good judgment and common sense when following the suggested routes.

Emergency Services

Do not rely on any navigation features included in the system to route you to emergency services. Ask local authorities or an emergency services operator for these locations. Not all emergency services such as police, fire stations, hospitals and clinics are contained in the map database for navigation features.

Use of Speech Recognition Functions

Speech recognition software is inherently a statistical process which is subject to errors. It is your responsibility to monitor any speech recognition functions included in the system and address any errors.

FCC Warning

This equipment has been tested and found to comply with the limits for a Class B digital device, pursuant to part 15 of the FCC Rules. These limits are designed to provide reasonable protection against harmful interference in a residential installation.

This equipment generates, uses and can radiate radio frequency energy and, if not installed and used in accordance with the instructions, may cause harmful interference to radio communications. However, there is no guarantee that interference will not occur in a particular installation. If this equipment does cause harmful interference to radio or television reception, which can be determined by turning the equipment off and on, the user is encouraged to try to correct the interference by one or more of the following measures:

- Reorient or relocate the receiving antenna.
- Increase the separation between the equipment and receiver.
- Connect the equipment into an outlet on a circuit different from that to which the receiver is connected.
- Consult the dealer or an experienced radio/TV technician for help

Caution: Any changes or modifications to this device not explicitly approved by manufacturer could void your authority to operate this equipment.

This device complies with part 15 of the FCC Rules. Operation is subject to the following two conditions:

(1) This device may not cause harmful interference, and (2) this device must accept any interference received, including interference that may cause undesired operation.

This equipment complies with FCC radiation exposure limits set forth for an uncontrolled environment.

This equipment should be installed and operated with minimum 20 cm between the radiator and your body.

This transmitter must not be collocated or operating in conjunction with any other antenna or transmitter unless authorized to do so by the FCC.

IC Compliance Statement.

This device complies with Industry Canada licence-exempt RSS standard(s).
Operation is subject to the following two conditions:
(1) this device may not cause interference, and
(2) this device must accept any interference, including interference that may cause undesired operation of the device.

Le present appareil est conforme aux CNR d'Industrie Canada applicables aux appareils radio exempts de licence. L'exploitation est autorisee aux deux conditions suivantes :

- (1) l'appareil ne doit pas produire de brouillage, et
- (2) l'utilisateur de l'appareil doit accepter tout brouillage radioelectrique subi, meme si le brouillage est susceptible d'en compromettre le fonctionnement.