

User Manual for HB235

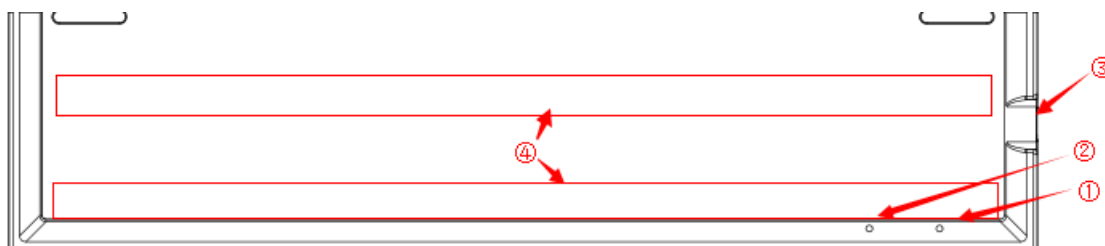
Packing content

- Bluetooth keyboard x1
- User manual x1

Keyboard Specification

| | |
|----------------------------|---------------------------------|
| Bluetooth version | Bluetooth 3.0 |
| Operating distance | 10meters (no obstacle) |
| Modulation system | GFSK |
| Working voltage | 3.7V |
| Uninterrupted working time | 100 hours |
| Standby time | 100 days |
| Charge time | 2 hours |
| Lithium battery life | 3 years |
| Material | Aluminum+ABS |

Indicator



- ① Power indicator (green) /Charging indicator (red) /Fully charge indicator (green)
- ② Bluetooth pairing indicator (blue) /Caps Lock indicator (green) /Battery power indicator (red) /low battery indicator (red)
- ①② Reset indicator (green)
- ③ Micro charging port
- ④ Magnetic power on/off location (2 locations)

Pairing Steps




















- 1.Power on : Place keyboard cover bottom attract to one of the magnetic locations,power indicator turns on 5 seconds,then off.
- 2.Keyboard enters pairing mode : Press Fn and C keys at the same time,bluetooth pairing indicator flashes blue.
- 3.Finish pairing : Turn on your device' s bluetooth setting,device searches the keyboard pairing name" Bluetooth 3.0 Keyboard" automatically,click the pairing name,bluetooth pairing indicator finishes flashing.Connected successfully.
- 4.Choose correct language : This keyboard is US layout,please change the device language to US.

5.

iOS9/10: control+Space

(Example :If device is iOS 10 system,press “control”key always,and click Space key at the same time.Each click can change to next language.

Shortcuts

| keys | function | keys | function |
|---|------------------------|---|--------------------------|
|  | home |  | Volume down |
|  | Brightness decrease |  | Volume up |
|  | Brightness increase |  | lock |
|  | search | delete | delete |
|  | Select all | Fn+  | Bluetooth pairing |
|  | copy | Fn+  | Print screen |
|  | paste | Fn+  | Virtual keyboard |
|  | cut | Fn+  | Battery power display |
|  | Previous track | Fn+ Home | Page head |
|  | Play/pause | Fn+ End | Page end |
|  | Next track | Fn+ PgUp | Line head |
|  | mute | Fn+ PgDn | Line end |

FCC Warning:

This equipment has been tested and found to comply with the limits for a Class B digital device, pursuant to part 15 of the FCC Rules. These limits are designed to provide reasonable protection against harmful interference in a residential installation. This equipment generates, uses and can radiate radio frequency energy and, if not installed and used in accordance with the instructions, may cause harmful interference to radio communications. However, there is no guarantee that interference will not occur in a particular installation. If this equipment does cause harmful interference to radio or television reception, which can be determined by turning the equipment off and on, the user is encouraged to try to correct the interference by one or more of the following measures:

- Reorient or relocate the receiving antenna.
- Increase the separation between the equipment and receiver.
- Connect the equipment into an outlet on a circuit different from that to which the receiver is connected.
- Consult the dealer or an experienced radio/TV technician for help.

Caution: Any changes or modifications to this device not explicitly approved by manufacturer could void your authority to operate this equipment.

This device complies with part 15 of the FCC Rules. Operation is subject to the following two conditions: (1) This device may not cause harmful interference, and (2) this device must accept any interference received, including interference that may cause undesired operation.

RF Exposure Statement

This equipment complies with FCC RF radiation exposure limits set forth for an uncontrolled environment.