

### Warranty

1. You may return or exchange the product free of charge within 7 days of purchase; if the product has performance issues.
2. You may exchange the product or have it repaired free of charge within 8-15 days of purchase; if the product has performance issues.
3. You may also repair the product free of charge within 12 months of purchase if the product has performance issues.

### Items Not Under Warranty

1. Unauthorized repairs, misuse, collisions, negligence, abuse, exposure of moisture or water, accidents, alterations, improper use of accessories, tearing or alteration of stickers or anti-counterfeiting marks;
2. Past the validity period of the warranty;
3. Damage caused by force majeure;
4. Damage or malfunction caused by problems other than the design, technology, manufacturing, quality of the product.

### FCC Notice

This device complies with Part 15 of the FCC Rules. Operation is subject to the following two conditions: (1) this device may not cause harmful interference, and (2) this device must accept any interference received, including interference that may cause undesired operation.

The users manual or instruction manual for an intentional or unintentional radiator shall caution the user that changes or modifications not expressly approved by the party responsible for compliance could void the user's authority to operate the equipment. In cases where the manual is provided only in a form other than paper, such as on a computer disk or over the Internet, the information required by this section may be included in the manual in that alternative form, provided the user can reasonably be expected to have the capability to access information in that form.

(b) For a Class B digital device or peripheral, the instructions furnished the user shall include the following or similar statement, placed in a prominent location in the text of the manual:

NOTE: This equipment has been tested and found to comply with the limits for a Class B digital device, pursuant to Part 15 of the FCC Rules. These limits are designed to provide reasonable protection against harmful interference in a residential installation. This equipment generates, uses and can radiate radio frequency energy and, if not installed and used in accordance with the instructions, may cause harmful interference to radio communications.

However, there is no guarantee that interference will not occur in a particular installation. If this equipment does cause harmful interference to radio or television reception, which can be determined by turning the equipment off and on, the user is encouraged to try to correct the interference by one or more of the following measures:

- Reorient or relocate the receiving antenna.
- Increase the separation between the equipment and receiver.
- Connect the equipment into an outlet on a circuit different from that to which the receiver is connected.
- Consult the dealer or an experienced radio/TV technician for help.

#### RF exposure warning

This equipment must be installed and operated in accordance with provided instructions and the antenna(s) used for this transmitter must be installed to provide a separation distance of at least 20 cm from all persons and must not be co-located or operating in conjunction with any other antenna or transmitter. End-users and installers must be provide with antenna installation instructions and transmitter operating conditions for satisfying RF exposure compliance.

### CE Notice

CE Products with the CE marking comply with the Radio Equipment Directive (2014/53/EU) the Electromagnetic Compatibility Directive (2014/30/EU), the Low Voltage Directive (2014/35/EU) – issued by the Commission of the European.

Compliance with these directives implies conformity to the following European Standards:


- EN300328 V2.1.1
- EN301489-1/-17 V2.1.1
- EN62368-1:2014+A11:2017
- EN55032:2015+AC:2016(ClassB);
- EN55035:2017
- EN62311:2008

### WEEE

This product must not be disposed of as normal household waste, in accordance with EU directive for waste electrical and electronic equipment (WEEE- 2012/19/EU). Instead, it should be disposed of by returning it to the point of sale, or to a municipal recycling collection point.

### Universal Remote Control

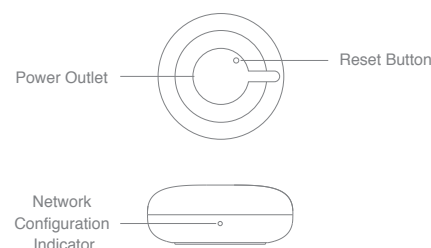
Product Manual and Three Guarantees Card



Tuya Smart, Creating A Home of Smart Life

### Product Description

Users can design and achieve intelligent application scenes for common appliances with Wi-Fi Smart Remote Control.



### Preparation For Use

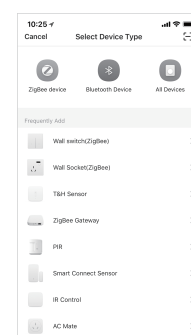
- 1. Connect the device to the power supply and make sure that the phone is connected to a 2.4GHz Wi-Fi network.

- 2. Download the TuyaSmart app from App Store or Google Play.

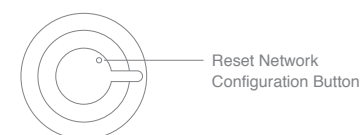
Press the "Register" button to register an account if this is your first time use; if you already have an account, press the "Login" button.

### Network Access Setting

- Open "My family" page in Tuya Smart App, click "+" button in the top right corner;
- Select "Universal Remote Control" under "Frequently Add";



- Press and hold the reset button for at least 5 seconds until the network configuration indicator blinks. Follow the App instructions to add device;



- When added, the device can be found on the "My family" list.

### Third-Party Control

- Click the "..." button on the top right corner of the device's control page to view supported third-party control;
- Connect to Wi-Fi Smart Remote Control by referring to the configuration of the control platform.
- Third-party control currently supported: (Constantly updated)



For more information, please refer to the QR code:



Hangzhou Tuya Information Technology Co., Ltd  
Address: Room 701, Building 3, More Center, No. 87 GuDun Road, Hangzhou, Zhejiang, China  
Contact us: b2b-service@tuya.com

版本	物料编号	变更者	变更时间	版本升级原因描述
1.0		蒋亦文	20181207	原始版本

空白料号	/	客户  中性	产品名称	Wi-Fi智能遥控	物料名称	UFO-R1-Wi-Fi智能遥控-英文 中性说明书-2018第1版	设计	蒋亦文
材质	80g双胶		型号	UFO-R1			审核	陈侃
颜色	白		设计编码	TUYA.UFO-R1.SMS.EN.ZX.WH.01		时间	20181207	
加工工艺	风琴四折页, 正反印刷							
印刷色	单印黑							