



# RF Blaster USER GUIDE

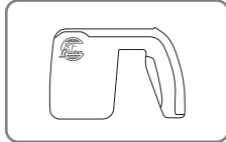
**Hanmi** Hanmi IT

# Contents

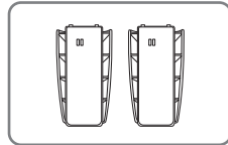


## Check before use!

1. Make sure the box includes all the items listed below.
2. Connect battery to a reader and hold power button for 2 seconds to see if LED turns on with a beep sound
3. Use it after charging if battery is running low
4. This device is used for Professional only.



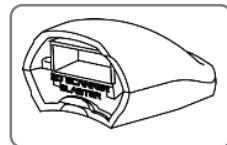
Reader



Batteries



Wrist Strap



2D Scanner

# Functions



**Power Button:** Hold button for 2 seconds to turn on/off

**Charge LED:** Red - Charging

Green - Charging completed

Blinking Red with buzzer - Low battery alarm

**Bluetooth LED:** Blinking Blue - Standby for bluetooth connection

Blue - Bluetooth connected

**Power/ Reading LED:** Blue - Reader is on

Blinking Blue while Red is on - Reading

**Antenna:** Maximize readiness by facing forth.

Tip - Tilt reader a little while facing forth, and draw ∞

**Reading Toggle Button:** Trigger to alternate reading

**Reset Switch:** Hold switch for 5 seconds to restore them to default setting

**Battery:** Charging duration is 2 to 3 hrs.

Last for 3hrs in constant reading mode and 8 to 10 hrs in normal condition

**Standard:** Micro USB charger

## Caution



### Caution

1. Recommended to use wrist strap to reduce the risk of fall damage
2. Although circuit board is water resistant, keep away from water
3. We do not hold responsibility for your own modification
4. Check with a technician to use adaptor, other than provided
5. Do not apply too much impact or over exertion of power
6. Avoid high temperature and humidity
7. Constant reading mode may cause exothermic.

Occurance of extraordinary exothermic must be reported to  
Customer Service (Tell: 82-1588-9708)



Hereby, Hanmi IT co.,ltd Convergence Declares that this RB-T03 is in compliance with the essential requirements and other relevant provisions of directive 1999/5/EC.

This device complies with Part 15 of the FCC Rules. Operation is subject to the following two conditions: (1) this device may not cause harmful interference, and (2) this device must accept any interference received, including interference that may cause undesired operation.

### FCC WARNIG:

This equipment may generate or use radio frequency energy. Changes or modifications to this equipment may cause harmful interference unless the modifications are expressly approved in the instruction manual. The user could the lose the authority to operate this equipment if an unauthorized change or modification is made.