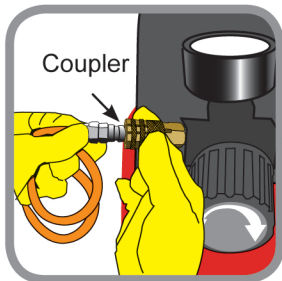


1/3 HP 3 GAL 100 PSI OILLESS AIR COMPRESSOR START UP GUIDE

ITEM 97080

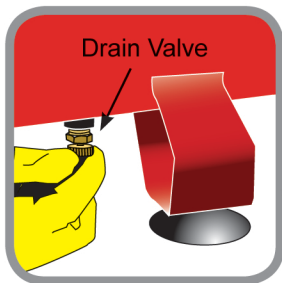
1

Connect AIR LINE to Coupler.



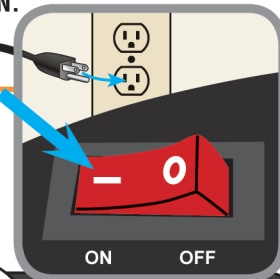
2

CLOSE DRAIN VALVE at bottom of tank.



3

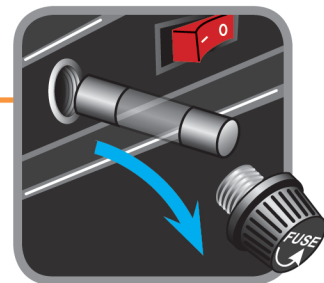
Plug cord into grounded 120 Volt outlet and turn POWER SWITCH ON.



AFTER STARTING, wait until compressor shuts off before using. (about 4 minutes)

4

If COMPRESSOR does not start, check FUSE, replace if needed.



CENTRALPNEUMATIC

Read owner's manual for complete instructions and safety warnings.