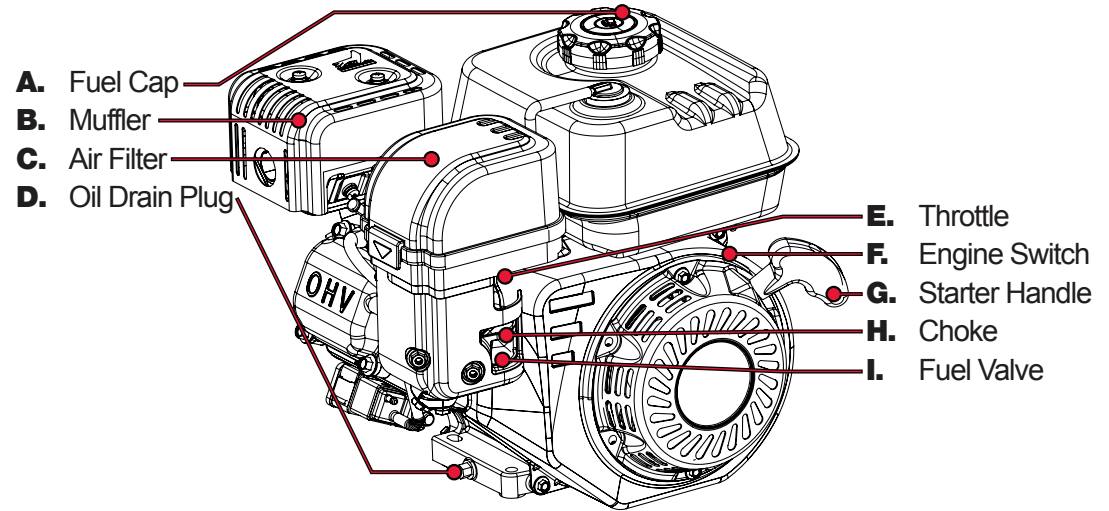


PREDATOR™ ENGINES

QUICK START GUIDE

Horizontal Shaft Gas Engine Item: 61415/61563

Engine Components



For technical questions, please call 1-800-520-0882.
Visit our website at: <http://www.harborfreight.com>
Email our technical support at: predator@harborfreight.com

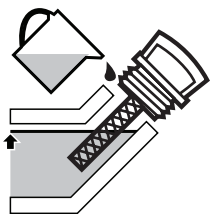
READ AND UNDERSTAND USER MANUAL BEFORE USE.

READ AND UNDERSTAND USER MANUAL BEFORE USE.




Add Fluids

Check oil and fuel levels
If needed, fill as shown below



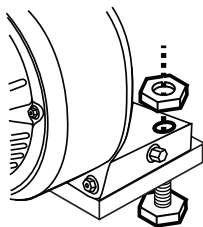
Add oil to engine crankcase



Add fuel to within
1" of the rim of the tank

Note: Use regular Unleaded 87 Octane.
Engine not designed for E85 Ethanol blend.

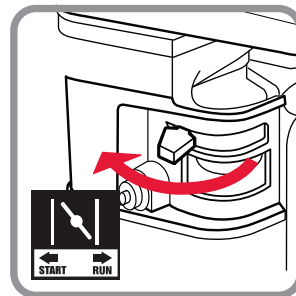
Assembly



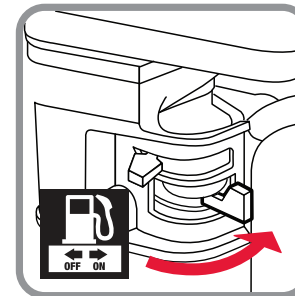
Mount the engine
securely in place

PREDATOR™ ENGINES

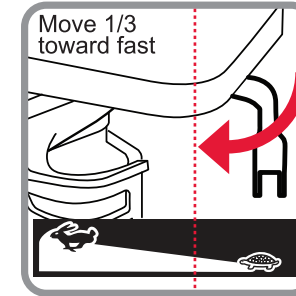
Starting Procedure



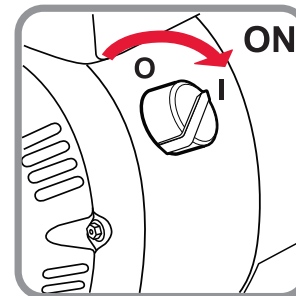
1. CHOKE TO START




2. OPEN FUEL VALVE



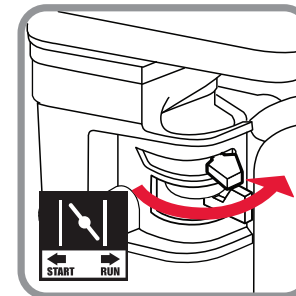
3. ADJUST THROTTLE



4. SWITCH ON



5. PULL START



6. CHOKE TO RUN

IMPORTANT: Breaking-in the engine will help to ensure proper equipment and engine performance. The operational break-in period will last about 3 hours of use. During this period: • Do not apply a heavy load. • Do not operate the engine at its maximum speed.