



Item #43695

# Router Bit Set

## 5 piece - M-2 HSS

### Operating Instructions



3491 Mission Oaks Blvd., Camarillo, CA 93011

Visit our Web site at <http://www.harborfreight.com>

Copyright © 2000 by Harbor Freight Tools. All rights reserved. No portion of this manual or any artwork contained herein may be reproduced in any shape or form without the express written consent of Harbor Freight Tools.

**For technical questions please call 1-800-444-3353.**

Thank you for choosing a Harbor Freight Tools product! For future reference, please complete the owner's record below:

Model: \_\_\_\_\_ Purchase Date: \_\_\_\_\_

Save the receipt, and these instructions. It is important that you read the entire instruction sheet to become familiar with this product before you begin using the product.

**Specifications:**

**Shank Diameter:** 1/4"  
**Shank Material:** M2 High Speed Steel  
**Shank Finish:** Ground and Polished  
**Cutter Material:** M2 High Speed Steel  
**Weight:** .245 lbs.

**Bits Size:**

**Straight** 1/4", 1/2"  
**Keyhole** 3/8"  
**Roundover** 3/8"  
**V-Groove** 1/2"

**⚠ Warning:**

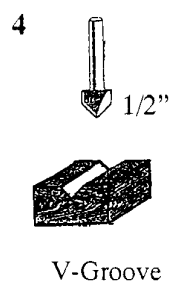
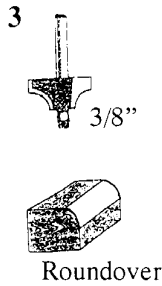
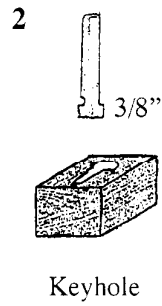
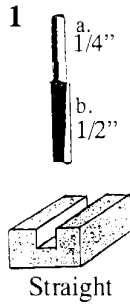
1. Read this instruction manual completely before using the Router Bit Set. Read and understand all instructions and warnings in the instruction manual provided by the manufacturer of the router being used.

2. Always wear ANSI approved safety goggles when using the router bits, and when working with tools and equipment. Wear a full face shield if you are producing metal filings or wood chips. Wear an ANSI approved dust mask or respirator when working around metal, wood, and chemical dusts and mists.

## **Warnings (continued)**

3. Use the right tool for the right job. Do not attempt to force a small tool or attachment to do the work of a larger industrial tool. There are certain applications for which these tools were designed. Do not modify these tools and do not use these tools for a purpose for which they were not intended.
4. Avoid working alone. If an accident happens, an assistant can bring help.
5. Keep work area clean. Cluttered areas invite injuries.
6. Keep children away. Children must never be allowed in the work area. Do not let them handle machines, tools, or extension cords.
7. Store idle equipment. When not in use, tools must be stored in a dry location to inhibit rust. Always lock up tools and keep out of reach of children.
8. Dress properly. Do not wear loose clothing or jewelry as they can be caught in moving parts. Protective, electrically nonconductive clothes and nonskid footwear are recommended when working. Wear restrictive hair covering to contain long hair.
9. Do not overreach. Keep proper footing and balance at all times. Do not reach over or across electrical cables or frames.
10. Stay alert. Watch what you are doing; use common sense. Do not operate any tool when you are tired.
11. Replacement parts and accessories. When servicing, use only identical replacement parts. Use of any other parts will void the warranty. Only use accessories intended for use with this tool. Approved accessories are available from Harbor Freight Tools.
12. Do not operate tool if under the influence of alcohol or drugs. Read warning labels on prescriptions to determine if your judgment or reflexes are impaired while taking drugs. If there is any doubt, do not operate the tool.
13. Before each use, inspect the router bits for cracking or other damage. Never use a damaged router bit.
14. Mount the bit securely and be sure all guards are in place.
15. Failure to follow all safety instructions and warnings can result in serious bodily injury.

## Parts Diagram



## Parts List

No.	Description	Qty
1a.	1/4" Straight	1
1b.	1/2" Straight	1
2.	3/8" Keyhole	1
3.	3/8" Roundover	1
4	1/2" V-Groove	1

### PLEASE READ THE FOLLOWING CAREFULLY

THE MANUFACTURER AND/OR DISTRIBUTOR HAS PROVIDED THE PARTS DIAGRAM IN THIS MANUAL AS A REFERENCE TOOL ONLY. NEITHER THE MANUFACTURER NOR DISTRIBUTOR MAKES ANY REPRESENTATION OR WARRANTY OF ANY KIND TO THE BUYER THAT HE OR SHE IS QUALIFIED TO MAKE ANY REPAIRS TO THE PRODUCT OR THAT HE OR SHE IS QUALIFIED TO REPLACE ANY PARTS OF THE PRODUCT. IN FACT, THE MANUFACTURER AND/OR DISTRIBUTOR EXPRESSLY STATES THAT ALL REPAIRS AND PARTS REPLACEMENTS SHOULD BE UNDERTAKEN BY CERTIFIED AND LICENSED TECHNICIANS AND NOT BY THE BUYER. THE BUYER ASSUMES ALL RISK AND LIABILITY ARISING OUT OF HIS OR HER REPAIRS TO THE ORIGINAL PRODUCT OR REPLACEMENT PARTS THERETO, OR ARISING OUT OF HIS OR HER INSTALLATION OF REPLACEMENT PARTS THERETO.

Note: Some parts are listed and shown for illustration purposes only and are not available individually as replacement parts.