



E40BT



E40BT

Quick Start Guide

Guide de démarrage rapide

1

Cable connections








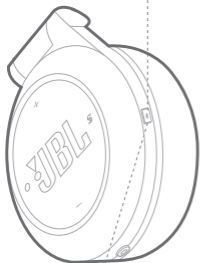
E40BT

Quick Start Guide

Guide de démarrage rapide

2 Turn on/off power and pair

-  ON  0.5s
-  OFF  0.5s
-   0.5s x4



Clear Previously Paired Devices

Effacer un appareil associé

Borrar los dispositivos emparejados anteriormente

Limpar dispositivos emparelhados anteriormente

Bereits abgestimmte Geräte löschen

Cancella dispositivi precedentemente accoppiati

Wis eerder gekoppelde apparaten

Fjerntidligere parrede enheter

Tyhjennä aiemmat laiteparit

Удалить ранее сопряженные устройства

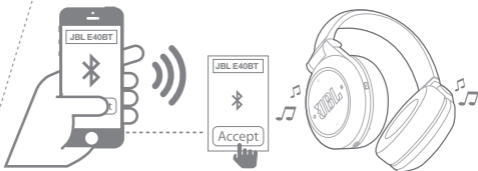
Rensa tidigare parkopplade enheter






Slet tidligere parrede enheder

ペアリング済みデバイスの消去

장치 페어링 전에 지우기

清除已配对的设备



LED Status		LED behaviors
Pairing mode		 Fast
Power on		 Slow
Low battery		

E40BT

Quick Start Guide

Guide de démarrage rapide

3 Adjust volume



4 Multi-function Button (MFB) to control music



Play or Pause

Press



Next track

Press x2



Previous track

Press x3

5 Multi-function Button (MFB) to skip track



Skip track forward

Press +
Press and hold



Skip track backward

Press x2 +
Press and hold

E40BT

Quick Start Guide

Guide de démarrage rapide

6 Multi-function Button (MFB) to control calls



Press

Answer call



Long Press

Reject call

7 Multi-function Button (MFB) to manage second incoming call



Press

Hang up current call and switch to second call



Long Press

Switch calls

Answer/reject second incoming call

8 Multi-function Button (MFB) to manage 2 calls at the same time



Press

Hang up current call and switch to second call



Long Press

Switch calls

E40BT

Quick Start Guide

Guide de démarrage rapide

9 To use ShareMe™ function



ShareMe™ enables sharing your audio with another set of JBL wireless headphone features ShareMe™.

Step 1: Pair and connect the headphone to a source device.

Step 2: Pause music or disengage voice calls from the source device.

Step 3: Press ShareMe™ button once on the first headphone then LED behind the button starts blinking. This headphone is ready to connect to the second headphone.

Step 4: Press ShareMe™ button twice on the second headphone then LED behind the button starts blinking. LED stops blinking after ShareMe™ connects. Play the music on the source device. Two headphones are ready to share the music.

Press ShareMe™ button once to disconnect.

ShareMe™ connection ends in 10 minutes when no audio is streaming from a device.

E40BT

Quick Start Guide

Guide de démarrage rapide

EN

- Advanced 40mm drivers
- Dynamic frequency response: 20-20kHz
- BT frequency range: 2.402-2.480GHz
- BT transmitter power: <4dBm
- BT transmitter modulation:
GFSK $\pi/4$ DQPSK 8-DPSK
- Support BT 3.0, A2DP v1.3, AVRCP v1.5, HFP v1.6, HSP v1.2
- Maximum SPL: 115dB @ 30mW
- Rated power input: 30mW
- Microphone sensitivity:
-42dBV/Pa @ 1kHz
- Battery type: Lithium polymer (3.7V,610mAh)
- Music playing time: 16 hours
- Talk time: 24 hours

ES

- Advanced 40mm drivers
- Dynamic frequency response: 20-20kHz
- BT frequency range: 2.402-2.480GHz
- BT transmitter power: <4dBm
- BT transmitter modulation:
GFSK $\pi/4$ DQPSK 8-DPSK
- Support BT 3.0, A2DP v1.3, AVRCP v1.5, HFP v1.6, HSP v1.2
- Maximum SPL: 115dB @ 30mW
- Rated power input: 30mW
- Microphone sensitivity:
-42dBV/Pa @ 1kHz
- Battery type: Lithium polymer (3.7V,610mAh)
- Music playing time: 16 hours
- Talk time: 24 hours

FR

- Advanced 40mm drivers
- Dynamic frequency response: 20-20kHz
- BT frequency range: 2.402-2.480GHz
- BT transmitter power: <4dBm
- BT transmitter modulation:
GFSK $\pi/4$ DQPSK 8-DPSK
- Support BT 3.0, A2DP v1.3, AVRCP v1.5, HFP v1.6, HSP v1.2
- Maximum SPL: 115dB @ 30mW
- Rated power input: 30mW
- Microphone sensitivity:
-42dBV/Pa @ 1kHz
- Battery type: Lithium polymer (3.7V,610mAh)
- Music playing time: 16 hours
- Talk time: 24 hours

PT

- Advanced 40mm drivers
- Dynamic frequency response: 20-20kHz
- BT frequency range: 2.402-2.480GHz
- BT transmitter power: <4dBm
- BT transmitter modulation:
GFSK $\pi/4$ DQPSK 8-DPSK
- Support BT 3.0, A2DP v1.3, AVRCP v1.5, HFP v1.6, HSP v1.2
- Maximum SPL: 115dB @ 30mW
- Rated power input: 30mW
- Microphone sensitivity:
-42dBV/Pa @ 1kHz
- Battery type: Lithium polymer (3.7V,610mAh)
- Music playing time: 16 hours
- Talk time: 24 hours

E40BT

Quick Start Guide

Guide de démarrage rapide

Торговая марка: JBL

Назначение товара: АКТИВНАЯ АКУСТИЧЕСКАЯ СИСТЕМА

Изготовитель: ХАРМАН ИНТЕРНЭШНЛ ИНДАСТРИЗ ИНКОРПОРЕЙТЕД, США,
06901 КОННЕКТИКУТ, г.СТЭМФОРД, АТЛАНТИК СТРИТ 400, ОФИС 1500

Страна происхождения: Китай

Импортер в России: ООО «ФРО» «АН» УС СиАйЭс», РОССИЯ, 123317, МОСКВА,
ПРЕСНЕНСКАЯ НАБ., Д.10

Гарантийный период: 1 год

Информация о сервисных центрах: <http://ru.jbl.com>, тел. +7-800-700-0467

Срок службы: 7 лет

Срок хранения: не ограничен

Условия хранения: Стандартные при нормальных значениях климатических факторов внешней среды



Este equipamento opera em caráter secundário, isto é, não tem direito a proteção contra interferência prejudicial, mesmo de estações do mesmo tipo, e não pode causar interferência a sistemas operando em caráter primário”

Este produto está homologado pela ANATEL, de acordo com os procedimentos regulamentados pela Resolução 242/2000, e atende aos requisitos técnicos aplicados.

Para maiores informações, consulte o site da ANATEL – www.anatel.gov.br



XXXX-XX-XXXX



(01)07896359533664

CE0890