



# OMNI 20+

## App

## Quick Start Guide Guide de démarrage rapide



Harman Kardon Controller



### Setup video



Download the Harman Kardon Controller app to setup and control your Harman Kardon Omni 20+.

Téléchargez l'application Harman Kardon Controller pour configurer et commander votre Harman Kardon Omni 20+.

Descargue la aplicación Harman Kardon Controller para configurar y controlar su Harman Kardon Omni 20+.

Baixa o app de controle da Harman Kardon para configurar e controlar o Harman Kardon Omni 20+.

Laden Sie die Harman Kardon Controller-App herunter, um Ihren Harman Kardon Omni 20+ konfigurieren und bedienen zu können.

Scarica l'app Harman Kardon Controller per impostare e controllare il tuo Harman Kardon Omni 20+.

Download de Harman Kardon Controller app om uw Harman Kardon Omni 1.0+ te installeren en te bedienen.

Last ned Harman Kardon Kontroll-appen for å sette opp og kontrollere Harman Kardon Omni 20+.

Lataa Harman Kardon Controller-sovellus, jotta voit määrittää Harman Kardon Omni 20+ -laitteen asetukset ja hallita sitä.

Загрузите приложение Harman Kardon Controller, чтобы настроить свой продукт Harman Kardon Omni 20+ и управлять им.

Hämta appen Harman Kardon Controller för att ställa in och styra din Harman Kardon Omni 20+.

Hent applikationen Harman Kardon Controller, så du kan konfigurere og styre din Harman Kardon Omni 20+.

Harman Kardon Controller (ハーマンカードン・コントローラー)アプリをダウンロードしてセットアップし、お持ちのHarman Kardon Omni 20+ (ハーマンカードン・オムニ20) をコントロールしてください。

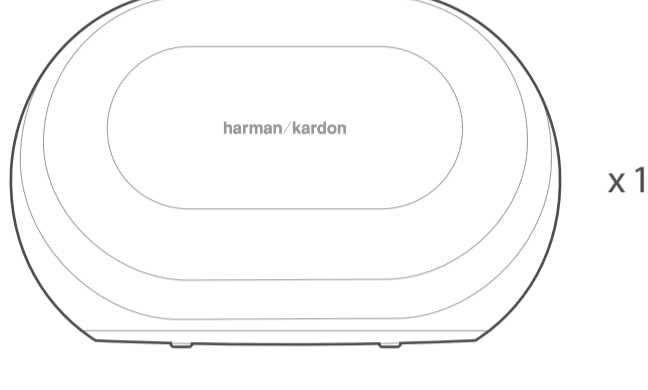
Harman Kardon Controller 앱을 다운로드하여 Harman Kardon Omni 20+ 을 설정하고 제어합니다.

下載 Harman Kardon Controller 應用以設置和控制您的 Harman Kardon Omni 20+。

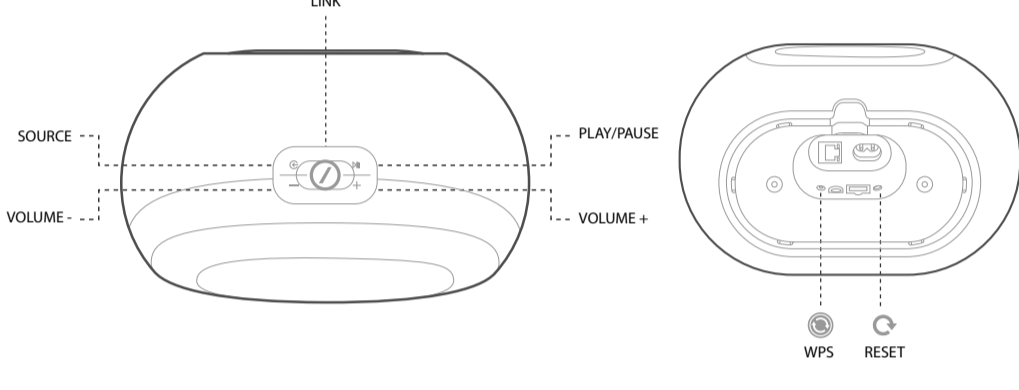
下載 Harman Kardon Controller 應用程式以設定並控制您的 Harman Kardon Omni 20+。

Unduh aplikasi Harman Kardon Controller untuk persiapan dan mengontrol Harman Kardon Omni 20+ Anda.

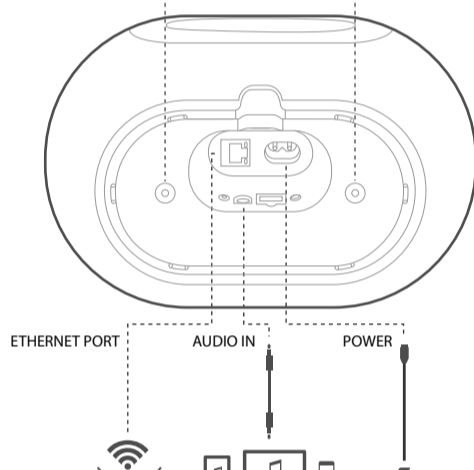
## What's in the box



## Buttons



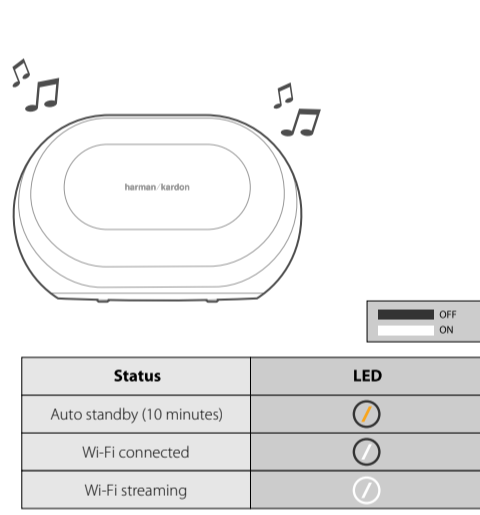
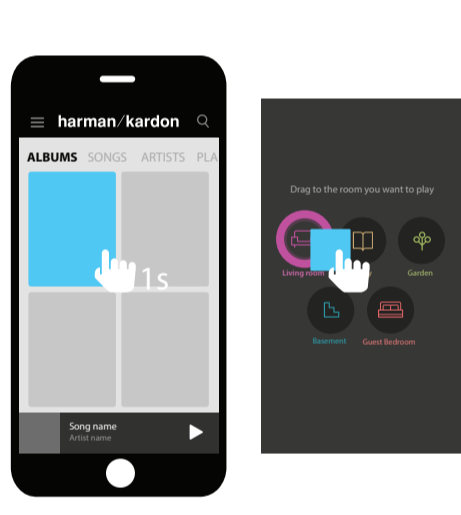
## Connections



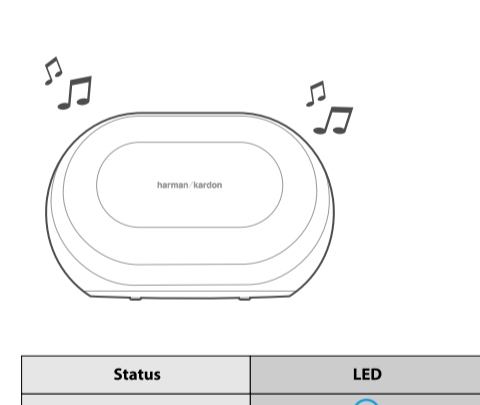
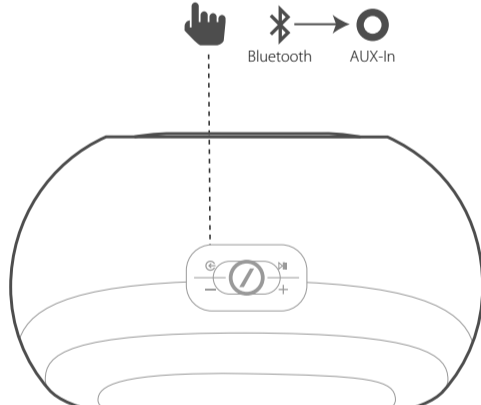
### Stand mount screw holes

- Trous de vis de montage du pied
- Orificios para los tornillos del soporte de montaje
- Buracos dos parafusos de montagem do suporte
- Löcher für die Befestigungsschrauben
- Fori per le viti di montaggio del supporto
- Schroefgaten montagestand
- Skruehull for veggstativ
- Telineen ruuvikiinnityksen reiät
- Отверстия для винтов для монтажа стойки
- Skruehull för monterering på stativ
- Skruehuller til montering af stativ
- スタンド取り付け用ねじ穴
- 스탠드 장착 나사 구멍
- 坐地安裝螺絲孔
- 立式安裝螺孔
- Lubang sekrup pemasangan berdiri

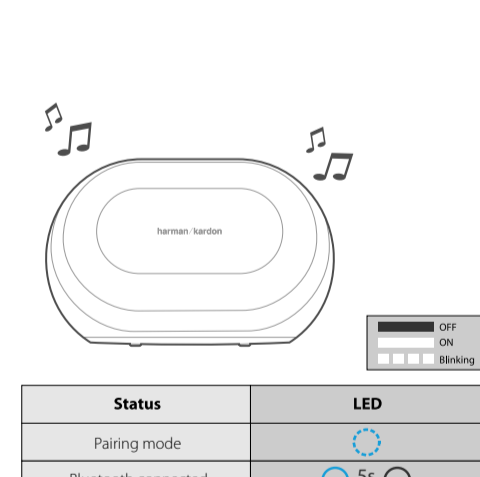
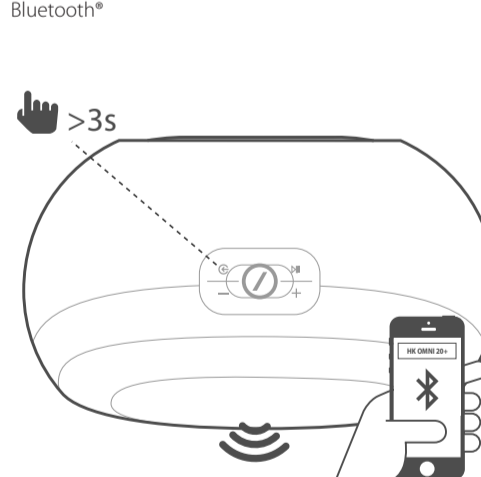
## Wi-Fi streaming via Harman Kardon Controller app



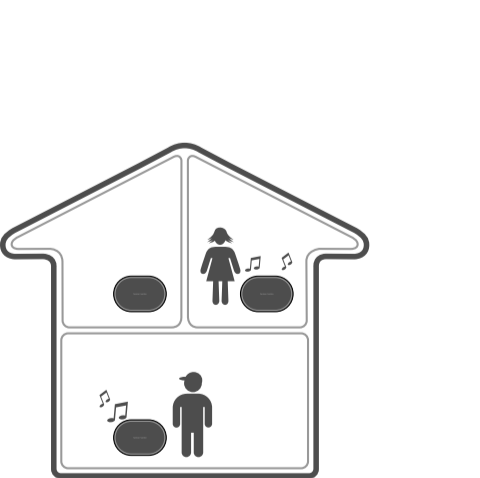
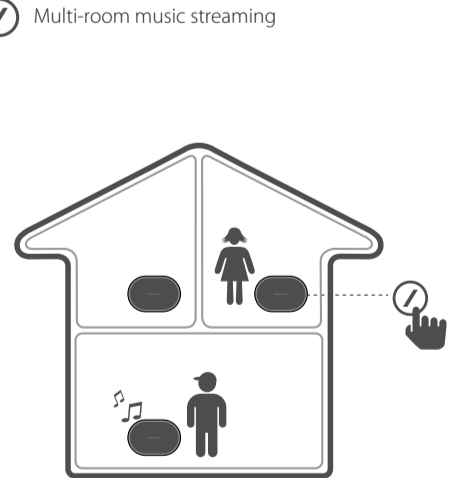
## Local Source



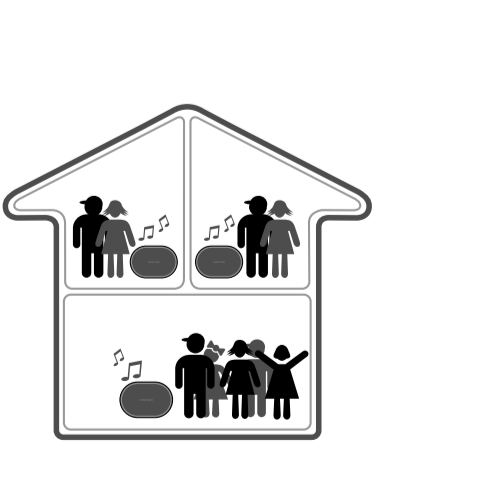
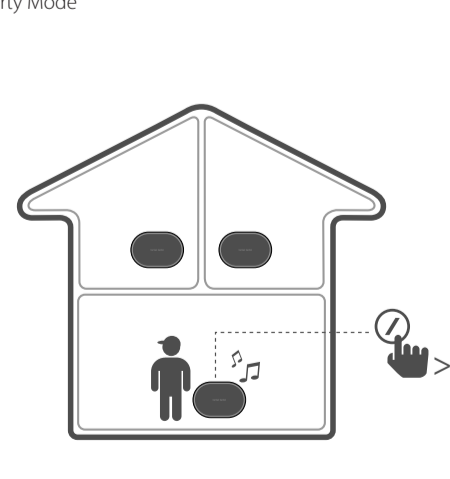
## Bluetooth®




## Multi-room music streaming



## Party Mode



- Full owner's manual
- Mode d'emploi complet
- Manual del propietario
- Manual do usuário completo
- Bedienungsanleitung
- Manuale di istruzioni completo
- Volledige handleiding
- Fullstendig brukerveiledning
- Täydellinen omistajan ohjekirja
- Полное руководство пользователя
- Komplett bruksanvisning
- Komplet betjeningsvejledning
- 正式な所有者用のマニュアル
- 사용자 설명서 전문
- 完整的用戶手冊
- 完整的擁有者手冊
- Panduan pengguna keseluruhan





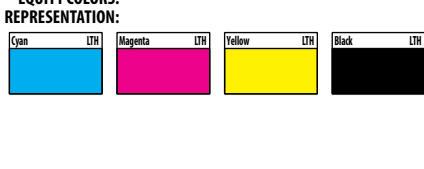
# DESIGN ADAPTATION / IMAGE / FINAL ART

**TR & Job No:** TR01525  
**Job Description:** TR01525\_HK\_Omni\_20+\_QSG\_A  
**Version:** 8  
**Date:** 2016-02-23  
**Other:** N/A



Developed by  
GP01/MNR3/MNR3/MNR4/MNR5/ED16/ED107/GP08

## EQUITY COLORS: REPRESENTATION:



**IMPORTANT NOTE:** THE PRINT/PDF IS FOR LAYOUT AND TEXT ILLUSTRATION ONLY. THE COLOURS INDICATED HERE MAY NOT APPEAR SAME IN THE FINAL PROOF. ALTHOUGH EVERY EFFORT HAS BEEN MADE TO CHECK THE CORRECTION OF LAYOUT AND TEXT. IT IS CLIENT RESPONSIBILITY TO VERIFY BEFORE GIVING THE FINAL APPROVAL.

harman/kardon  
by HARMAN





## IMPORTANT SAFETY INSTRUCTIONS

### For all products:

1. Read these instructions.
2. Keep these instructions.
3. Heed all warnings.
4. Follow all instructions.
5. Do not use this apparatus near water.
6. Clean only with a dry cloth.
7. Do not block any ventilation openings. Install this apparatus in accordance with the manufacturer's instructions.
8. Do not install this apparatus near any heat sources such as radiators, heat registers, stoves or other apparatus (including amplifiers) that produce heat.
9. Do not defeat the safety purpose of the polarized or grounding-type plug. A polarized plug has two blades with one wider than the other. A grounding-type plug has two blades and a third grounding prong. The wide blade or the third prong is provided for your safety. If the provided plug does not fit into your outlet, consult an electrician for replacement of the obsolete outlet.
10. Protect the power cord from being walked on or pinched, particularly at plugs, convenience receptacles and the point where they exit from the apparatus.
11. Use only attachments/accessories specified by the manufacturer.
12. Use only with the cart, stand, tripod, bracket or table specified by the manufacturer or sold with the apparatus. When a cart is used, use caution when moving the cart/apparatus combination to avoid injury from tip-over.
13. Unplug this apparatus during lightning storms or when unused for long periods of time.
14. Refer all servicing to qualified service personnel. Servicing is required when the apparatus has been damaged in any way, such as when the power-supply cord or plug is damaged, liquid has been spilled or objects have fallen into the apparatus, or the apparatus has been exposed to rain or moisture, does not operate normally or has been dropped.
15. Do not expose this apparatus to dripping or splashing, and ensure that no objects filled with liquids, such as vases, are placed on the apparatus.
16. To disconnect this apparatus from the AC mains completely, disconnect the power-supply cord plug from the AC receptacle.
17. The mains plug of the power-supply cord shall remain readily operable.
18. Do not expose batteries to excessive heat such as sunshine, fire or the like.



<b>CAUTION</b>	
<b>RISK OF ELECTRIC SHOCK. DO NOT OPEN.</b>	
	THE LIGHTNING FLASH WITH AN ARROWHEAD SYMBOL, WITHIN AN EQUILATERAL TRIANGLE, IS INTENDED TO ALERT THE USER TO THE PRESENCE OF UNINSULATED "DANGEROUS VOLTAGE" WITHIN THE PRODUCT'S ENCLOSURE THAT MAY BE OF SUFFICIENT MAGNITUDE TO CONSTITUTE A RISK OF ELECTRIC SHOCK TO PERSONS.
	THE EXCLAMATION POINT WITHIN AN EQUILATERAL TRIANGLE IS INTENDED TO ALERT THE USER TO THE PRESENCE OF IMPORTANT OPERATING AND MAINTENANCE (SERVICING) INSTRUCTIONS IN THE LITERATURE ACCOMPANYING THE PRODUCT.
WARNING: TO REDUCE THE RISK OF FIRE OR ELECTRIC SHOCK, DO NOT EXPOSE THIS APPARATUS TO RAIN OR MOISTURE.	

#### CAUTION FCC AND IC STATEMENT FOR USERS (USA AND CANADA ONLY)

This device complies with part 15 of the FCC Rules. Operation is subject to the following two conditions: (1) This device may not cause harmful interference, and (2) this device must accept any interference received, including interference that may cause undesired operation.  
CAN ICES-3(B)/NMB-3(B)

This device complies with FCC radiation exposure limits set forth for an uncontrolled environment and it also complies with Part 15 of the FCC RF Rules. This equipment must be installed and operated in accordance with provided instructions and the antenna(s) used for this transmitter must be installed to provide a separation distance of at least 20 cm from all persons and must not be co-located or operating in conjunction with any other antenna or transmitter. End-users and installers must be provide with antenna installation instructions and consider removing the no-collocation statement.

This device complies with Part 15 of the FCC Rules. Operation is subject to the following two conditions: (1) this device may not cause harmful interference, and (2) this device must accept any interference received, including interference that may cause undesired operation.

#### Caution!

Any changes or modifications not expressly approved by the party responsible for compliance could void the user's authority to operate the equipment.

#### Federal Communication Commission Interference Statement

This equipment has been tested and found to comply with the limits for a Class B digital device, pursuant to Part 15 of the FCC Rules. These limits are designed to provide reasonable protection against harmful interference in a residential installation. This equipment generates, uses and can radiate radio frequency energy and, if not installed and used in accordance with the instructions, may cause harmful interference to radio communications. However, there is no guarantee that interference will not occur in a particular installation. If this equipment does cause harmful interference to radio or television reception, which can be determined by turning the equipment off and on, the user is encouraged to try to correct the interference by one or more of the following measures:

- Reorient or relocate the receiving antenna.
- Increase the separation between the equipment and receiver.
- Connect the equipment into an outlet on a circuit different from that to which the receiver is connected.
- Consult the dealer or an experienced radio/TV technician for help.

Caution: Changes or modifications not expressly approved by HARMAN could void the user's authority to operate the equipment.

#### For Products That Transmit RF Energy:

##### FCC AND IC INFORMATION FOR USERS

This device complies with Part 15 of the FCC rules and Industry Canada license-exempt RSS standard(s). Operation is subject to the following two conditions: (1) This device may not cause harmful interference; and (2) this device must accept any interference received, including interference that may cause undesired operation.

The device meets the exemption from the routine evaluation limits in section 2.5 of RSS 102 and compliance with RSS-102 RF exposure, users can obtain Canadian information on RF exposure and compliance. Le dispositif rencontre l'exemption des limites courantes d'évaluation dans la section 2.5 de RSS 102 et la conformité à l'exposition de RSS-102 rf, utilisateurs peut obtenir l'information canadienne sur l'exposition et la conformité de rf.

This transmitter must not be co-located or operating in conjunction with any other antenna or transmitter. This equipment should be installed and operated with a minimum distance of 20 centimeters between the radiator and your body.

Cet émetteur ne doit pas être Co-placé ou ne fonctionnant en même temps qu'aucune autre antenne ou émetteur. Cet équipement devrait être installé et actionné avec une distance minimum de 20 centimètres entre le radiateur et votre corps.

**FCC/IC Radiation Exposure Statement**

This equipment complies with FCC/IC RSS-102 radiation exposure limits set forth for an uncontrolled environment. This equipment should be installed and operated with minimum distance 20cm between the radiator & your body.

**For Wi-Fi 5G device****FCC Caution:**

High power radars are allocated as primary users of the 5.25 to 5.35 GHz and 5.65 to 5.85 GHz bands. These radar stations can cause interference with and/or damage this device. No configuration controls are provided for this wireless equipment allowing any change in the frequency of operations outside the FCC grant of authorization for US operation according to Part 15.407 of the FCC rules.

**IC Caution:**

User should also be advised that:

- (i) The device for operation in the band 5150 - 5250 MHz is only for indoor use to reduce the potential for harmful interference to co-channel mobile satellite systems; (ii) the maximum antenna gain permitted for devices in the bands 5250 - 5350 MHz and 5470 - 5725 MHz shall comply with the e.i.r.p. limit; and
- (iii) The maximum antenna gain permitted for devices in the band 5725 - 5825 MHz shall comply with the e.i.r.p. limits specified for point-to-point and non point-to-point operation as appropriate.
- (iv) Users should also be advised that high-power radars are allocated as primary users (i.e. priority users) of the bands 5250 - 5350 MHz and 5650 - 5850 MHz and that these radars could cause interference and/or damage to LE-LAN devices.

**Exposure of humans to RF fields (RSS-102)**

The computers employ low gain integral antennas that do not emit RF field in excess of Health Canada limits for the general population; consult Safety Code 6, obtainable from Health Canada's Web site at <http://www.hc-sc.gc.ca/>

The radiated energy from the antennas connected to the wireless adapters conforms to the IC limit of the RF exposure requirement regarding IC RSS-102, Issue 5 clause 4. SAR tests are conducted using recommended operating positions accepted by the FCC/ RSS with the device transmitting at its highest certified power level in all tested frequency band without distance attaching away from the body. Non-compliance with the above restrictions may result in violation of FCC RF exposure guidelines.

**Use Restriction** Attention in France, operation is limited to indoor use within the band 5150-5350 MHz.

**For Products with Radio Receivers That Can Use an External Antenna (USA ONLY):****CATV (Cable TV) or Antenna Grounding**

If an outside antenna or cable system is connected to this product, be certain that it is grounded so as to provide some protection against voltage surges and static charges. Section 810 of the National Electrical Code (NEC), ANSI/NFPA No. 70-1984, provides information with respect to proper grounding of the mast and supporting structure, grounding of the lead-in wire to an antenna discharge unit, size of grounding conductors, location of antenna discharge unit, connection to grounding electrodes and requirements of the grounding electrode.

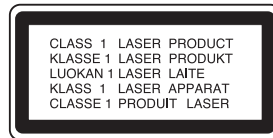
**Note to CATV System Installer:**

This reminder is provided to call the CATV (cable TV) system installer's attention to article 820-40 of the NEC, which provides guidelines for proper grounding and, in particular, specifies that the cable ground shall be connected to the grounding system of the building, as close to the point of cable entry as possible.

**For CD/DVD/Blu-ray Disc™ Players:**

**Caution:**

This product uses a laser system. To prevent direct exposure to the laser beam, do not open the cabinet enclosure or defeat any of the safety mechanisms provided for your protection. **DO NOT STARE INTO THE LASER BEAM.** To ensure proper use of this product, please read the owner's manual carefully and retain it for future use. Should the unit require maintenance or repair, please contact your local Harman Kardon service center. Refer servicing to qualified personnel only.



**FOR ALL EU COUNTRIES:**

**For products that include audio out**

**Prevention of hearing loss**



**Caution:** Permanent hearing loss may occur if earphones or headphones are used at high volume for prolonged periods of time.

For France, the products have been tested to comply with the Sound Pressure Level requirement laid down in the applicable NF EN 50332-1:2013 and/or EN 50332-2:2013 standards as required by French Article L.5232-1.

**Note:** To prevent possible hearing damage, do not listen at high volume levels for long periods.

This device complies with [Industry Canada's licence-exempt RSSs](#). Operation is subject to the following two conditions:

- (1) This device may not cause interference; and
- (2) This device must accept any interference, including interference that may cause undesired operation of the device.

Le présent appareil est conforme aux CNR d'Industrie Canada applicables aux appareils radio exempts de licence.

L'exploitation est autorisée aux deux conditions suivantes :

- (1) l'appareil ne doit pas produire de brouillage;
- (2) l'utilisateur de l'appareil doit accepter tout brouillage radioélectrique subi, même si le brouillage est susceptible d'en compromettre le fonctionnement.

the device for operation in the band 5150-5250 MHz is only for indoor use to reduce the potential for harmful interference to co-channel mobile satellite systems les dispositifs fonctionnant dans la bande 5150-5250 MHz sont réservés uniquement pour une utilisation à l'intérieur afin de réduire les risques de brouillage préjudiciable aux systèmes de satellites mobiles utilisant les mêmes canaux;



#### WEEE Notice

The Directive on Waste Electrical and Electronic Equipment (WEEE), which entered into force as European law on 14/02/2014, resulted in a major change in the treatment of electrical equipment at end-of-life.

The purpose of this Directive is, as a first priority, the prevention of WEEE, and in addition, to promote the reuse, recycling and other forms of recovery of such wastes so as to reduce disposal. The WEEE logo on the product or on its box indicating collection for electrical and electronic equipment consists of the crossed-out wheeled bin, as shown below.



This product must not be disposed of or dumped with your other household waste. You are liable to dispose of all your electronic or electrical waste equipment by relocating over to the specified collection point for recycling of such hazardous waste. Isolated collection and proper recovery of your electronic and electrical waste equipment at the time of disposal will allow us to help conserving natural resources. Moreover, proper recycling of the electronic and electrical waste equipment will ensure safety of human health and environment. For more information about electronic and electrical waste equipment disposal, recovery, and collection points, please contact your local city center, household waste disposal service, shop from where you purchased the equipment, or manufacturer of the equipment.

#### RoHS Compliance

This product is in compliance with Directive 2011/65/EU of the European Parliament and of the

Council of 8 June 2011 on the restriction of the use of certain hazardous substances in electrical and electronic equipment.

#### For Products That Include Batteries

##### EU Batteries Directive 2013/56/EU

A new battery directive 2013/56/EU on Battery and Accumulator replacing directive entered into force on the 1/07/2015. The directive applies to all types of batteries and accumulators (AA, AAA, button cells, lead acid, rechargeable packs) including those incorporated into appliances except for military, medical and power tool applications.

The directive sets out rules for collection, treatment, recycling and disposal of batteries, and aims to prohibit certain hazardous substances and to improve environmental performance of batteries and all operators in the supply chain.

##### Instructions for Users on Removal, Recycling and Disposal of Used Batteries

To remove the batteries from your equipment or remote control, reverse the procedure described in the owner's manual for inserting batteries.

For products with a built-in battery that lasts for the lifetime of the product, removal may not be possible for the user. In this case, recycling or recovery centers handle the dismantling of the product and the removal of the battery. If, for any reason, it becomes necessary to replace such a battery, this procedure must be performed by authorized service centers.

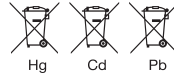
In the European Union and other locations, it is illegal to dispose of any battery with household trash. All batteries must be disposed of in an environmentally sound manner. Contact your local waste-management officials for information regarding the environmentally sound collection, recycling and disposal of used batteries.

**WARNING:** Danger of explosion if battery is incorrectly replaced. To reduce risk of fire or burns, don't disassemble, crush, puncture, short external contacts, expose to temperature above 60°C

(140°F), or dispose of in fire or water. Replace only with specified batteries. The symbol indicating 'separate collection' for all batteries and accumulators shall be the crossed-out wheeled bin shown below:



In case of batteries, accumulators and button cells containing more than 0.0005 % mercury, more than 0.002 % cadmium or more than 0.004 % lead, shall be marked with the chemical symbol for the metal concerned: Hg, Cd or Pb respectively. Please Refer to the below symbol:



#### WARNING

DO NOT INGEST BATTERY, CHEMICAL BURN HAZARD

[The remote control supplied with] This product contains a coin/button cell battery. If the coin/button cell battery is swallowed, it can cause severe internal burns in just 2 hours and can lead to death. Keep new and used batteries away from children. If the battery compartment does not close securely, stop using the product and keep it away from children. If you think batteries might have been swallowed or placed inside any part of the body, seek immediate medical attention.

#### For All Products Except Those with Wireless Operation:

HARMAN International hereby declares that this equipment is in compliance with the EMC

2014/30/EU Directive, LVD 2014/35/EU Directive, ErP 2012/27/EU Directive and RoHS 2011/65/EU Directive. The declaration of conformity may be consulted in the support section of our Web site, accessible from [www.harmankardon.com](http://www.harmankardon.com).

#### For All Products with Wireless Operation:

HARMAN International hereby declares that this equipment is in compliance with the essential requirements and other relevant provisions of Directive 2014/53/EU, ErP 2012/27/EU Directive and RoHS 2011/65/EU Directive. The declaration of conformity may be consulted in the support section of our Web site, accessible from [www.harmankardon.com](http://www.harmankardon.com).

## HARMAN

HARMAN International Industries, Incorporated  
8500 Balboa Boulevard, Northridge, CA 91329 USA  
516.255.4545 (USA only)

HARMAN International Industries, Incorporated. All rights reserved. Harman Kardon is a trademark of HARMAN International Industries, Incorporated, registered in the United States and/or other countries. Blu-ray Disc is a trademark of the Blu-ray Disc Association. Features, specifications and appearance are subject to change without notice.



[www.harmankardon.com](http://www.harmankardon.com)