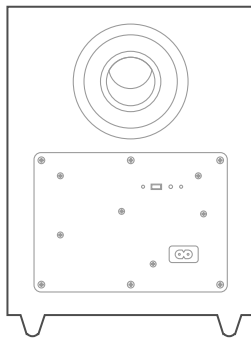


SABRE SB20 SOUNDBAR / SABRE SB20 条形音响

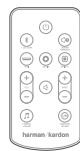
What's in the box

Quick Start Guide

Wireless subwoofer



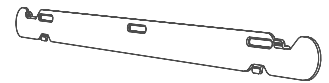
Remote



Soundbar



Wall mount accessories



Optical cable



HDMI cable



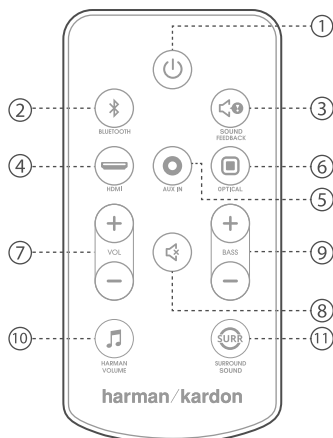
Soundbar power cable



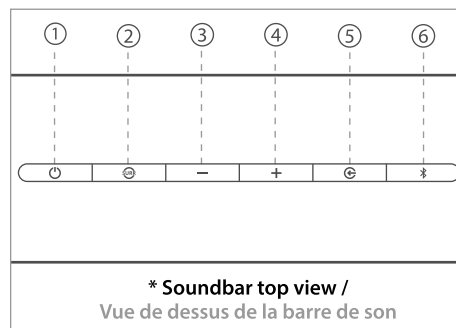
Subwoofer power cable



1



- 1) Power
- 2) Bluetooth®
- 3) Sound Feedback
- 4) HDMI
- 5) AUX IN
- 6) Optical
- 7) Vol +/-
- 8) Mute
- 9) Bass +/-
- 10) Harman Vol
- 11) Surround Sound



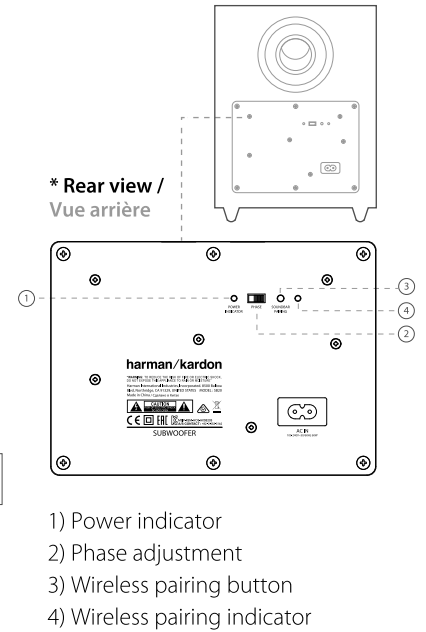
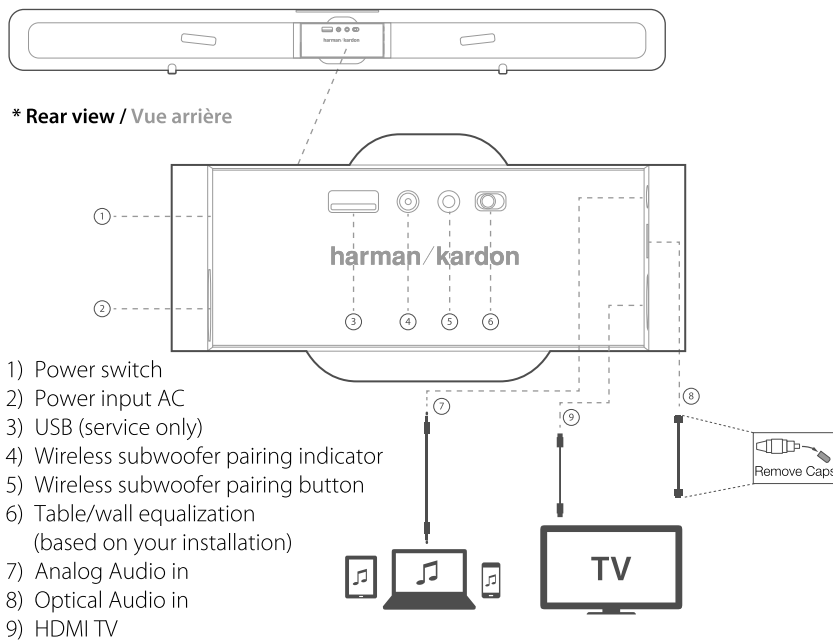
* Soundbar top view /
Vue de dessus de la barre de son

- 1) Power on/Stand by
- 2) Surround mode
- 3) Volume -
- 4) Volume +
- 5) Source selection
- 6) Bluetooth source/Pairing

- * Vista superior de la barra de sonido
- * Soundbar Ansicht von oben
- * Vista superiore della soundbar
- * Soundbar bovenaanzicht
- * Lydbjelke sett ovenfra
- * Soundbar ylhäältä päin
- * Вид на звуковую панель сверху
- * Soundbar sett uppifrån
- * Soundbar set oppefra
- * サウンドバー平面図
- * 사운드바 상단 보기
- * 条形音响顶视图
- * 條型音箱頂視圖



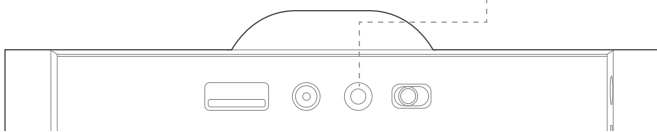
- * Vista posterior
- * Vista de trás
- * Rückansicht
- * Vista posteriore
- * Achteraanzicht
- * Sett bakfra
- * Näkymä takaa
- * Вид сзади
- * Baksida
- * Set bagfra
- * 背面図
- * 후면 보기
- * 背面图
- * 後視圖



Subwoofer pairing / Association du caisson de graves



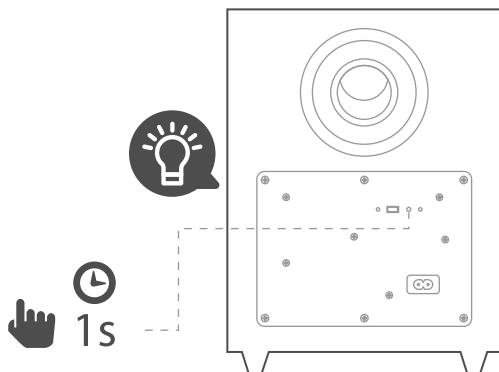
*** Rear view - Soundbar / Vue arrière - Barre de son**



Press the pairing button on the back of the soundbar to enter the wireless pairing mode (white flashing LED)

	LED behavior
Pairing mode	☀️ (Quick blinking)
Idle mode	☀️ (Slow blinking)
Connected	● (Solid white)
Standby Mode	● (Amber)

Press the pairing button on subwoofer for more than 1 second to pair the subwoofer to the soundbar.



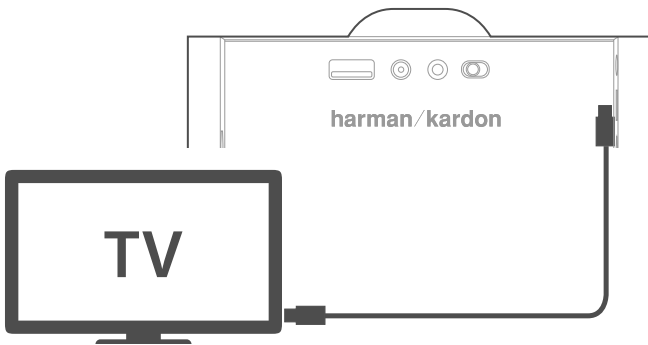
- # Emparejamiento del subwoofer
 - # Emparelhamento do subwoofer
 - # Subwoofer-Kopplung
 - # Accoppiamento del subwoofer
 - # Subwoofer koppeling
 - # Tilknytning til subwoofer
 - # Alibassokaiuttimien yhdistäminen
 - # Подключение сабвуфера
 - # Subwoofer-parkoppling
 - # Parring med subwoofer
 - # サブウーファー組み合わせ
 - # 서브우퍼 페어링
 - # 低音扬声器配对
 - # 重低音喇叭配對
- * Vista posterior - barra de sonido
 - * Vista de trás - Soundbar
 - * Rückansicht - Soundbar
 - * Vista posteriore - Soundbar
 - * Achteraanzicht - Soundbar
 - * Sett bakfra - lydbrjelke
 - * Näkymä takaa - Soundbar
 - * Вид сзади - звуковая панель
 - * Sedd bakifrån - Soundbar
 - * Set bagfra - soundbar
 - * 背面図 - サウンドバー
 - * 후면 보기 - 사운드바
 - * 背面图 - 条形音响
 - * 後視圖 - 條型音箱

- ^ La DEL cesse de clignoter reste blanche et fixe une fois le jumelage réalisé.
- ^ The LED will stop blinking and remain a solid white color when paired
- ^ Quando o emparelhamento for concluído, o LED irá parar de piscar e acenderá em branco constante
- ^ Die LED hört zu blinken auf und leuchtet nach dem Herstellen der Verbindung ständig weiss
- ^ Il LED cesserà di lampeggiare e resterà di colore bianco fisso una volta accoppiato
- ^ De LED stopt met knippen en blijft na het koppelen wit branden.
- ^ Når tilknytningen er fullført slutter LED-lampen å blinke, og lyser blått.
- ^ LED-valo lakkaa vilkkumasta ja tasainen valkoinen valo jää palamaan yhdistämisen jälkeen
- ^ После сопряжения индикатор прекратит мигать и начнет гореть белым цветом
- ^ LED slutar blinka och lyser med fast blått sken vid parkoppling
- ^ Lysdioden holder op med at blinke og lyser konstant hvidt, når enhederne er parret
- ^ ペアになると、LEDの点滅が止まり、白色に点灯したままになります
- ^ Dioda przestanie migać i będzie świecić białym światłem po sparowaniu
- ^ 페어링에 성공했을때 LED는 깜박임을 멈추고 흰색 불빛으로 점등됩니다.
- ^ 配对完成后, LED 将停止闪烁并亮起白灯
- ^ 配对後, LED 将停止閃爍並保持純白色
- ^ LED akan berhenti berkedip dan tetap menyala putih polos saat dipasang

يتوقف مصباح LED عن الوميض ويثبت على اللون الأبيض بعد إتمام عملية الاقتران

^ The LED will stop blinking and remain a solid white color when paired /

^ Rear view - Soundbar / Vue arrière – Barre de son



* HDMI(ARC)-equipped TV /
Téléviseur à prise HDMI(ARC)

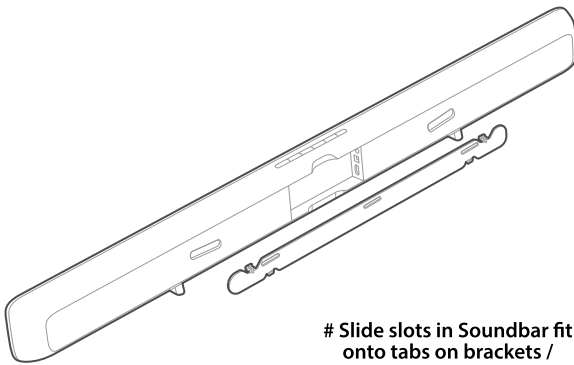
- | | |
|------------------------------------|--------------------------|
| * TV equipado con HDMI(ARC) | * Телевизор с HDMI(ARC) |
| * Televisor equipado com HDMI(ARC) | * HDMI(ARC)-förberedd TV |
| * HDMI(ARC)-fähiges TV-Gerät | * HDMI(ARC)-udstyret tv |
| * TV con HDMI(ARC) | * HDMI(ARC) 搭載テレビ |
| * TV met HDMI(ARC)-functie | * HDMI(ARC) 내장 TV |
| * TV-apparat med HDMI(ARC) | * 配备 HDMI(ARC) 的电视机 |
| * TV HDMI(ARC)-liitännällä | * 配有 HDMI(ARC) 的電視 |

- ^ Vista posterior - barra de sonido
- ^ Vista de trás – Soundbar
- ^ Rückansicht – Soundbar
- ^ Vista posteriore – Soundbar
- ^ Achteraanzicht - Soundbar
- ^ Sett bakfra – lydbjelke
- ^ Näkymä takaa – Soundbar

- ^ Подключение сабвуфера
- ^ Vista posterior - barra de sonido
- ^ Set bagfra – soundbar
- ^ 背面図 – サウンドバー
- ^ 후면 보기 - 사운드바
- ^ 背面图 – 条形音响
- ^ 後視圖 – 條型音箱

5

* Wall mount operation (if applicable) /
Utilisation du support mural (le cas échéant)

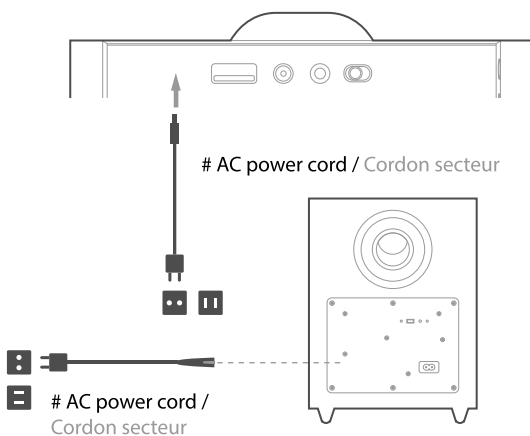


Slide slots in Soundbar fit
onto tabs on brackets /
Faites glisser les fentes
de la barre de son sur les
languettes des supports

- | | |
|--|--|
| * Operación de montaje en pared
(si es aplicable) | # Deslice las ranuras de la barra de sonido en
las pestañas de las abrazaderas. |
| * Operação de montagem na parede
(se aplicável) | # Encaixar as ranhuras da Soundbar nas
patilhas dos suportes |
| * Wandhalterung (falls zutreffend) | # Seitenschlitze des Soundbar auf die
Befestigungsglaschen an den Halterungen |
| * Funzionamento montaggio a parete
(se applicabile) | # Scanalature di scorrimento nella soundbar
sulle alette delle staffe |
| * Bij wandmontage (indien van
toepassingen) | # Schuif sleuven in Soundbar op openingen in
de beugels |
| * Veggmontering (hvis aktuelt) | # Skyv sporene på lydbjelken inn på flikene på
brakettene |
| * Seinäasennuksen käyttö (jos soveltuu) | # Liu'uta Soundbar-laitteen syvennykset
kannattimien kielekkeisiin |
| * Настенное крепление (по возможности) | # Наденьте отверстия в звуковой панели на
лепестки кронштейнов |
| * Användning vid väggmontering
(om tillämpligt) | # Sidofacken på Soundbar på fästenas flikar |
| * Vægmonteret betjening
(hvis det er relevant) | # Monteringsprækker i soundbar til beslag |
| * 壁掛け操作 (可能の場合) | # サウンドバーのスロットはブラケットの
タブに適合している。 |
| * 벽 설치 조작 (가능한 경우) | # 사운드바에 있는 슬롯을 브래킷의 탭 위에 밀어
넣습니다. |
| * 挂墙操作 (如果适用) | # 将条形音响的插槽滑入支架的卡条 |
| * 壁掛作業 (如適用) | |

6

^ Rear view - Soundbar / Vue arrière – Barre de son



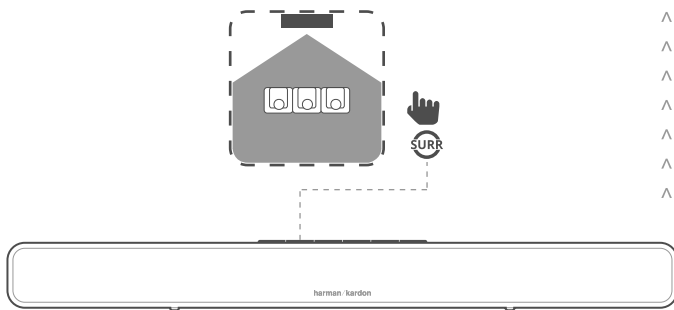
AC power cord / Cordon secteur

AC power cord /
Cordon secteur

- ^ Vista posterior - barra de sonido
- ^ Vista de trás – Soundbar
- ^ Rückansicht – Soundbar
- ^ Vista posteriore – Soundbar
- ^ Achteraanzicht - Soundbar
- ^ Sett bakfra – lydbjelke
- ^ Näkymä takaa – Soundbar
- ^ Подключение сабвуфера
- ^ Vista posterior - barra de sonido
- ^ Set bagfra – soundbar
- ^ 背面図 – サウンドバー
- ^ 후면 보기 - 사운드바
- ^ 背面图 – 条形音响
- ^ 後視圖 – 條型音箱

- # Cable de alimentación CA
- # Cabo de alimentação CA
- # Netzstromkabel
- # Cavo di alimentazione CA
- # Netsnoer
- # Strømledning
- # Vaihtovirtajohto
- # Шнур питания
- # Strömkabel
- # AC-strømledning
- # AC 電源コード
- # AC 전원 코드
- # 交流电电源线
- # AC 電源線

^ Surround sound / Son surround

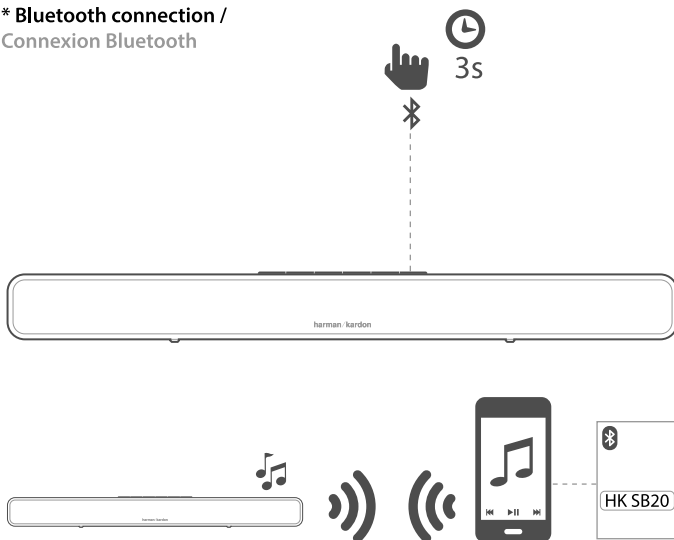


^ Sonido envolvente
 ^ Som surround
 ^ Surround Sound
 ^ Suono surround
 ^ Surround geluid
 ^ Surroundlyd
 ^ Surround-ääni

^ Пространственный звук
 ^ Surroundljud
 ^ Surroundlyd
 ^ サラウンド
 ^ 서라운드 사운드
 ^ 环绕声
 ^ 環繞音效

8

* Bluetooth connection / Connexion Bluetooth



	LED behavior
Connecting	☀️ (Quick blinking)
Connected	●
Not connected	☀️ (Slow blinking)

* Conexión Bluetooth
 * Ligação Bluetooth
 * Bluetooth-Verbindung
 * Connessione Bluetooth
 * Bluetooth-verbinding
 * Bluetooth-tilkobling
 * Bluetooth-yhteys

* Соединение с помощью Bluetooth
 * Bluetooth-anslutning
 * Bluetooth-forbindelse
 * Bluetooth 接続
 * 블루투스 연결
 * 蓝牙连接
 * 藍芽連線

EN

- Model Name: Harman Kardon SABRE SB20
- Frequency response: 45Hz - 20kHz
- Maximum SPL: 100dB
- Total SB 20 amplifier power: 300W max
- Subwoofer Low-Frequency Transducer: 165mm (6.5") down-firing cone
- Subwoofer Controls: Phase
- Subwoofer Enclosure Type: Bass reflex
- Speaker Low-Frequency Transducer: 4 x 55mm (2.25")
- Speaker High-Frequency Transducer: 2 x 32mm (1.25")
- Outputs: 1 HDMI port with Audio Return Channel (ARC)
- Inputs: 1 stereo analog-audio, 1 optical digital
- Bluetooth connectivity
- Dolby® Digital Decoding
- Soundbar Dimensions (L x W x H): 1008 x 54 x 97 mm
- Soundbar Weight: 2.3 kg
- Subwoofer Dimensions (L x W x H): 240 x 240 x 318 mm
- Subwoofer Weight: 5.1 kg

FR

- Nom de modèle : Harman Kardon SABRE SB20
- Réponse en fréquence : 45 Hz - 20 kHz
- Pression sonore max. : 100 dB
- Puissance d'amplification totale SB 20 : 300 W max.
- Caisson de graves basses fréquences : Cône orienté vers le bas de 165mm (6,5")
- Commande du caisson de graves : Phase
- Type de caisson de graves : Bass reflex
- Haut-parleur basses fréquences : 4 x 55 mm (2,25")
- Haut-parleur hautes fréquences : 2 x 32 mm (1,25")
- Sorties : 1 sortie HDMI avec canal de retour audio (ARC)
- Entrées : 1 entrée audio analogique stéréo, 1 numérique optique
- Connectivité Bluetooth
- Décodage Dolby® Digital
- Dimensions de la barre de son (L x P x H) : 1008 x 54 x 97 mm
- Poids de la barre de son : 2,3 kg
- Dimensions du caisson de graves (L x P x H) : 240 x 240 x 318 mm
- Poids du caisson de graves : 5,1 kg

ES

- Model Name: Harman Kardon SABRE SB20
- Frequency response: 45Hz - 20kHz
- Maximum SPL: 100dB
- Total SB 20 amplifier power: 300W max
- Subwoofer Low-Frequency Transducer: 165mm (6.5") down-firing cone
- Subwoofer Controls: Phase
- Subwoofer Enclosure Type: Bass reflex
- Speaker Low-Frequency Transducer: 4 x 55mm (2.25")
- Speaker High-Frequency Transducer: 2 x 32mm (1.25")
- Outputs: 1 HDMI port with Audio Return Channel (ARC)
- Inputs: 1 stereo analog-audio, 1 optical digital
- Bluetooth connectivity
- Dolby® Digital Decoding
- Soundbar Dimensions (L x W x H): 1008 x 54 x 97 mm
- Soundbar Weight: 2.3 kg
- Subwoofer Dimensions (L x W x H): 240 x 240 x 318 mm
- Subwoofer Weight: 5.1 kg

PT

- Modelo: Harman Kardon SABRE SB20
- Resposta de frequência: 45 Hz a 20 kHz
- SPL máximo: 100 dB
- Potência total do amplificador SB 20: 300 W máx.
- Transdutor de baixa frequência do subwoofer: Cone de 165 mm (6,5") voltado para baixo
- Controles do subwoofer: Fase
- Gabinete do subwoofer: Refletor de graves
- Transdutor de baixa frequência do alto-falante: 4 x 55 mm (2,25")
- Transdutor de alta frequência do alto-falante: 2 x 32 mm (1,25")
- Saídas: Uma saída HDMI com Audio Return Channel (ARC)
- Entradas: 1 áudio analógico estéreo, 1 digital ótica
- Conectividade Bluetooth
- Decodificação Dolby® Digital
- Dimensões da soundbar (C x L x A): 1008 x 54 x 97 mm
- Peso da soundbar: 2,3 kg
- Dimensões do subwoofer (C x L x A): 240 x 240 x 318 mm
- Peso do subwoofer: 5,1 kg

DE

- Modellbezeichnung: Harman Kardon SABRE SB20
- Frequenzgang: 45 Hz – 20 kHz
- Maximal Schalldruckpegel: 100 dB
- Gesamte Ausgangsleistung des SB 20: max. 300 W
- Niederfrequenzwandler des Subwoofers: 165mm, nach unten abstrahlender Kegel
- Regler des Subwoofers: Phase
- Art des Subwoofer-Gehäuses: Bassreflex
- Niederfrequenzwandler des Lautsprechers: 4 x 55 mm
- Hochfrequenzwandler des Lautsprechers: 2 x 32 mm
- Ausgänge: 1 HDMI-Port mit Audio-Return-Channel (ARC)
- Eingänge: 1 Stereo-Analog-Audio, 1 optisch digital
- Bluetooth-Konnektivität
- Dolby® Digital Decodierung
- Abmessungen der Soundbar (L x B x H): 1008 x 54 x 97 mm
- Gewicht der Soundbar: 2,3 kg
- Abmessungen des Subwoofers (L x B x H): 240 x 240 x 318 mm
- Gewicht des Subwoofers: 5,1 kg

IT

- Modello: Harman Kardon SABRE SB20
- Risposta in frequenza: 45Hz - 20kHz
- SPL massimo: 100 dB
- Potenza totale dell'amplificatore di SB 20: 300W max
- Trasduttore basse frequenze del subwoofer: cono down-firing da 165mm (6,5")
- Controlli subwoofer: Fase
- Tipologia di box subwoofer: Bass reflex
- Trasduttore basse frequenze dello speaker: 4 x 55mm (2,25")
- Trasduttore alte frequenze dello speaker: 2 x 32mm (1,25")
- Uscite: 1 uscita HDMI con Audio Return Channel (ARC)
- Ingressi: 1 ingresso audio analogico stereo, 1 digitale ottico
- Connettività Bluetooth
- Decodifica Dolby® Digital
- Dimensioni Soundbar (L x P x A): 1008 x 54 x 97 mm
- Peso Soundbar: 2,3 kg
- Dimensioni subwoofer (L x P x A): 240 x 240 x 318 mm
- Peso Subwoofer: 5,1 kg

NL

- Modelnaam: Harman Kardon SABRE SB20
- Frequentierespons: 45Hz - 20kHz
- Maximum SPL: 100dB
- Totale SB 20 versterkervermogen: 300W max
- Subwoofer lage frequentie transducer: 165mm (6.5") down-firing cone
- Subwoofer-regelaars: Fase
- Subwooferkist: Basreflex
- Luidspreker lage frequentie transducer: 4 x 55mm (2.25")
- Luidspreker hoge frequentie transducer: 2 x 32mm (1.25")
- Uitgangen: 1 HDMI-poort met Audio Return Channel (ARC)
- Ingangen: 1 stereo analoge audio, 1 optische digitale
- Bluetooth connectiviteit
- Dolby® Digital Decoding
- Soundbar afmetingen (L x W x H): 1008 x 54 x 97 mm
- Soundbar gewicht: 2,3 kg
- Subwoofer afmetingen (L x B x H): 240 x 240 x 318 mm
- Subwoofer gewicht: 5,1 kg

NO

- Modellnavn: Harman Kardon SABRE SB20
- Frekvensområde: 45Hz – 20kHz
- Maksimal SPL: 100 dB
- Total SB 20 forsterkerkraft: 300W maks
- Subwoofer lavfrekvensselement: 165mm (6,5") nedoverrettet kjegle
- Subwooferkontroller: Fase
- Subwoofer kabinettype: Bassrefleks
- Høyttaler lavfrekvensselement: 4 x 55mm (2,25")
- Høyttaler høyfrekvensselement: 2 x 32mm (1,25")
- Utgang: En HDMI-port med lydreturkanal (ARC)
- Innganger: 1 stereo analog-lyd, 1 optisk digital
- Tilkoblingsmuligheter med Bluetooth
- Dolby® Digital dekoding
- Lydplankens mål (L x B x H): 1008 x 54 x 97 mm
- Lydplankens vekt: 2,3 kg
- Subwooferens mål (L x B x H): 240 x 240 x 318 mm
- Subwooferens vekt: 5,1 kg

FI

- Mallin nimi: Harman Kardon SABRE SB20
- Taajuusvaste: 45 Hz - 20 kHz
- Maksimi SPL: 100 dB
- SB 20 vahvistimen voima: 300W max
- Bassokaiuttimen alhaisen taajuuden muutin: 165 mm (6,5 tuumaa) down-firing -kartio
- Bassokaiuttimen säädöt: Vaihe
- Bassokaiuttimen kotelotyypit: Bass Reflex
- Kaiutin, matalataajuuksinen muunnin: 4 x 55 mm (2,25 tuumaa)
- Kaiutin, korkeataajuuksinen muunnin: 2 x 32 mm (1,25 tuumaa)
- Lähdöt: 1 HDMI® -tulo äänen paluukanavalla (ARC)
- Syöttöliitännät: 1 analoginen audio stereo, 1 optinen digitaalinen
- Bluetooth-yhdistettävyyys
- Dolby® Digital -dekoodaus
- Soundbar-laitteen mitat (P x L x K): 1008 x 54 x 97 mm
- Soundbar-laitteen paino: 2,3 kg
- Bassokaiuttimen mitat (P x L x K): 240 x 240 x 318 mm
- Bassokaiuttimen paino: 5,1 kg

RU

- Название модели: Harman Kardon SABRE SB20
- Эффективный рабочий диапазон частот: 45 Гц - 20 КГц
- Макс. уровень звукового давления: 100 дБ
- Общая мощность усилителя SB 20: макс. 300 Вт
- Низкочастотный преобразователь сабвуфера: Направленный вниз конус 165 мм (6,5 дюйма)
- Кнопки управления сабвуфера: фаза
- Тип акустического оформления сабвуфера: фазоинвертор
- Низкочастотный преобразователь колонки: 4 x 55 мм (2,25 дюйма)
- Высокочастотный преобразователь колонки: 2 x 32 мм (1,25 дюйма)
- Выходы: 1 порт HDMI с технологией Audio Return Channel (ARC)
- Входы: 1 стереофонический аналоговый аудиовход, 1 оптический цифровой вход
- Соединение через Bluetooth
- Декодирование Dolby® Digital
- Габаритные размеры звуковой панели (Д x Ш x В): 1008 x 54 x 97 мм
- Вес звуковой панели: 2,3 кг
- Габаритные размеры сабвуфера (Д x Ш x В): 240 x 240 x 318 мм
- Вес звуковой панели: 5,1 кг

SV

- Modellnamn: Harman Kardon SABRE SB20
- Frekvensomfång: 45 Hz – 20 kHz
- Max SPL: 100 dB
- SB 20:s totala förstärkareffekt: Max 300 W
- Subwoofers lågfrekvenstransducer: 165 mm (6,5 tum) nedåtriktad kon
- Subwooferstyrning: Fas
- Subwoofertyp: Basreflex
- Högtalarens lågfrekvenstransducer: 4 x 55mm (2,25 tum)
- Högtalarens högfrekvenstransducer: 2 x 32 mm (1,25 tum)
- Utgångar: 1 HDMI med Audio Return Channel (ARC)
- Ingångar: 1 analog stereo-audio, 1 optisk digital
- Bluetooth-anlutning
- Dolby® Digital-dekoder
- Mått för soundbar (längd x bredd x höjd): 1008 x 54 x 97 mm
- Vikt, soundbar: 2,3 kg
- Mått för subwoofer (längd x bredd x höjd): 240 x 240 x 318 mm
- Vikt, subwoofer: 5,1 kg

DA

- Modelnavn: Harman Kardon SABRE SB20
- Frekvensområde: 45 Hz - 20 kHz
- Maks. SPL: 100 dB
- Samlet SB 20 forstærkereffekt: 300 W maks.
- Subwoofer lavfrekvens transducer: 165 mm (6,5") nedadstrålende kegle
- Subwoofer-controllere: Fase
- Kabinettype for subwoofer: Basrefleks
- Højttaler lavfrekvens transducer: 4 x 55 mm (2,25")
- Højttaler højfrekvens transducer: 2 x 32 mm (1,25")
- Udgange: 1 HDMI-port med Audio Return Channel (ARC)
- Indgange: 1 stereo analog lydindgang, 1 optisk digital
- Bluetooth-forbindelse
- Dolby® digital afkodning
- Mål af soundbar (L x B x H): 1008 x 54 x 97 mm
- Vægt af soundbar: 2,3 kg
- Mål af subwoofer (L x B x H): 240 x 240 x 318 mm
- Vægt af subwoofer: 5,1 kg

JP

- モデル名: Harman Kardon SABRE SB20
- 周波数特性: 45Hz~20kHz
- 最大音圧レベル: 100dB
- SB 20のトータルアンプ出力: 最大300W
- サブウーファースの低周波トランスデューサー: 165mm(6.5インチ) ダウンファイアリング・コーン
- サブウーファースの調整: フェーズ
- サブウーファースのエンクロージャー・タイプ: バスリフレックス
- スピーカースの低周波トランスデューサー: 4 x 55mm (2.25インチ)
- スピーカースの高周波トランスデューサー: 2 x 32mm (1.25インチ)
- 出力: オーディオ・リターン・チャンネル(ARC)を備えた、HDMIポート 1基
- 入力: ステレオ・アナログオーディオ、光端子デジタル 1系統
- Bluetooth接続
- Dolby®デジタル・デコーディング
- サウンドバー寸法(長さx幅x高さ): 1008x54x97 mm
- サウンドバー重量: 2.3 kg
- サブウーファース寸法(長さx幅x高さ): 240x240x318 mm
- サブウーファースの重量: 5.1 kg

PL

- Nazwa modelu: Harman Kardon SABRE SB20
- Pasma przenoszenia: 45 Hz - 20 kHz
- Maksymalne ciśnienie akustyczne SPL: 100 dB
- Całkowita moc wzmacniacza SB 20: maks. 300 W
- Przetwornik niskotonowy subwoofera: 165 mm (6,5 cala), membrana skierowana w dół
- Sterowanie subwooferelem: fazowe
- Typ obudowy na subwoofer: bass-reflex
- Przetwornik niskotonowy głośnika: 4 x 55 mm (2,25 cala)
- Przetwornik wysokotonowy głośnika: 2 x 32 mm (1,25 cala)
- Wyjścia: Jedno wyjście HDMI z obsługą kanału zwrotnego audio (ARC)
- Wejścia: 1 analogowe audio (stereo), 1 optyczne
- Łączność Bluetooth
- Dolby® Digital Decoding
- Wymiary soundbaru (szer. x wys. x gł.): 1008 x 54 x 97 mm
- Masa soundbaru: 2,3 kg
- Wymiary subwoofera (szer. x wys. x gł.): 240 x 240 x 318 mm
- Masa głośników niskotonowych: 5,1 kg

KO

- 모델명: Harman Kardon SABRE SB20
- 주파수 응답성: 45Hz ~ 20kHz
- 최대 SPL: 100dB
- SB 20 앰프 전체 출력: 최대 300W
- 서브우퍼 저주파수 트랜스듀서: 165mm(6.5") 다운 파이어링 콘
- 서브우퍼 제어: 위상
- 서브우퍼 인클로저 유형: 베이스 리플렉스
- 스피커 저주파수 트랜스듀서: 4 x 55mm(2.25")
- 스피커 고주파수 트랜스듀서: 2 x 32mm(1.25")
- 출력: ARC(Audio Return Channel)를 지원하는 HDMI 포트 1개
- 입력: 스테레오 아날로그 오디오 1개, 광학 디지털(옵티컬) 1개
- Bluetooth 연결방식
- Dolby® Digital 디코딩
- 사운드바 규격(길이 x 너비 x 높이): 1008 x 54 x 97mm
- 사운드바 중량: 2.3kg
- 서브우퍼 규격(길이 x 너비 x 높이): 240 x 240 x 318mm
- 서브우퍼 중량: 5.1kg

CHS

- 型号名称: Harman Kardon SABRE SB20
- 频率响应: 45Hz - 20kHz
- 最大 SPL: 100dB
- SB 20 功放总功率: 最大 300W
- 低音扬声器低频换能器: 165mm (6.5") 座地式锥盆
- 低音扬声器控制: 相位
- 低音扬声器音箱类型: 低音反射
- 扬声器低频换能器: 4 x 55mm (2.25")
- 扬声器高频换能器: 2 x 32mm (1.25")
- 输出: 1 个 HDMI 端口, 支持音频回传通道 (ARC)
- 输入: 1 个立体声模拟音频输入, 1 个光学数字输入
- Bluetooth 连接
- Dolby® Digital 解码
- 条形音响尺寸 (长 x 宽 x 高): 1008 x 54 x 97 mm
- 条形音响重量: 2.3 kg
- 低音扬声器尺寸 (长 x 宽 x 高): 240 x 240 x 318 mm
- 低音扬声器重量: 5.1 kg

CHT

- 型号名称: Harman Kardon SABRE SB20
- 频率响应: 45Hz - 20kHz
- 最大 SPL: 100dB
- SB 20 放大器总功率: 300W (最大)
- 重低音喇叭低频转换器: 165mm (6.5") 下推振膜
- 重低音喇叭控制: 相位
- 重低音喇叭音箱类型: 低音反射式
- 喇叭低频转换器: 4 x 55mm (2.25")
- 喇叭高频转换器: 2 x 32mm (1.25")
- 输出: 1 个带音频回传通道 (ARC) 的 HDMI 连接埠
- 输入: 1 个立体声类比音频、1 光纖數位
- Bluetooth 连接功能
- Dolby® Digital Decoding
- 条形音箱尺寸 (长 x 宽 x 高): 1008 x 54 x 97 mm
- 条形音箱重量: 2.3 kg
- 重低音喇叭尺寸 (长 x 宽 x 高): 240 x 240 x 318 mm
- 重低音喇叭重量: 5.1 kg

ID

- Nama Model: Harman Kardon SABRE SB20
- Respons frekuensi: 45 Hz – 20 kHz
- SPL Maksimum: 100 dB
- Total daya amplifier SB 20: 300 W maks.
- Transduser Subwoofer Berfrekuensi Rendah: Kerucut tembak bawah 165 mm (6,5")
- Kontrol Subwoofer: Fase
- Tipe Wadah Subwoofer: Bass reflex
- Transduser Speaker Berfrekuensi Rendah: 4 x 55 mm (2,25")
- Transduser Speaker Berfrekuensi Tinggi: 2 x 32 mm (1,25")
- Output: 1 port HDMI dengan Audio Return Channel (ARC)
- Input: 1 analog-audio stereo, 1 digital optik
- Konektivitas Bluetooth
- Pendekodean Digital Dolby®
- Dimensi Soundbar (P x L x T): 1008 x 54 x 97 mm
- Berat Soundbar: 2,3 kg
- Dimensi Subwoofer (P x L x T): 240 x 240 x 318 mm
- Berat Subwoofer: 5,1 kg

AR

- اسم الموديل: هارمان كاردون إس بي 20
- الاستجابة للتردد: 45 هرتز - 20 كيلوهرتز
- ضغط الصوت الأقصى: 100 ديسيبل
- طاقة مكبر إس بي 20 الكلية: 300 واط كحد أقصى
- محول الطاقة منخفض التردد لمضخم الصوت: مخروط داون-فايرينغ 165 مم (6.5 بوصة)
- أدوات التحكم في مضخم الصوت: مرحلة
- نوع غلاف مضخم الزيت: جهر انعكاسي
- محول الطاقة منخفض التردد للسماعة: 4 × 55 مم (2.25 بوصة)
- محول الطاقة عالي التردد للسماعة: 2 × 32 مم (1.25 بوصة)
- المخرجات: 1 منفذ HDMI مزود بميزة قناة الصوت العائد (ARC)
- المدخلات: 1 صوت تناظري ستريو، 1 بصري رقمي
- توصيل Bluetooth
- نظام فك ترمي رقمي من Dolby®
- أبعاد شريط الصوت (طول×عرض×ارتفاع): 1008 × 54 × 97 مم
- وزن شريط الصوت: 2.3 كغم
- أبعاد مضخم الصوت (طول×عرض×ارتفاع): 240 × 240 × 318 مم
- وزن مضخم الصوت: 5.1 كغم

**CAUTION:**

This equipment is a Class II or double insulated electrical appliance. It has been designed in such a way that it does not require a safety connection to electrical earth.

**WARNING:**

Do not ingest the battery, Chemical Burn Hazard

(The remote control supplied with) This product contains a coin/button cell battery. If the coin/button cell battery is swallowed, it can cause severe internal burns in just 2 hours and can lead to death.

Keep new and used batteries away from children.

If the battery compartment does not close securely, stop using the product and keep it away from children.

If you think batteries might have been swallowed or placed inside any part of the body, seek immediate medical attention.

CAUTION:

Danger of explosion if battery is incorrectly replaced. Replace only with the same or equivalent type.

Торговая марка:	harman/kardon
Назначение товара:	Активная акустическая система
Изготовитель:	Харман Интернешнл Индастриз Инкорпорейтед, США, 06901 Коннектикут, г.Стэмфорд, Атлантик Стрит 400, офис 1500
Страна происхождения:	Китай
Импортер в Россию:	ООО "ХАРМАН РУС СиАйЭс", Россия, 127018, г.Москва, ул. Двинцев, д.12, к 1
Гарантийный период:	1 год
Информация о сервисных центрах:	www.harman.com/ru тел. +7-800-700-0467
Срок службы:	5 лет
Товар сертифицирован	EAC

Дата производства:

Дата изготовления устройства определяется по двум буквенным обозначениям из второй группы символов серийного номера изделия, следующих после разделительного знака «-». Кодировка соответствует порядку букв латинского алфавита, начиная с января 2010 года: 000000-MY0000000, где «M» - месяц производства (А - январь, В - февраль, С - март и т.д.) и «Y» - год производства (А - 2010, В - 2011, С - 2012 и т.д.).



The Bluetooth® word mark and logos are registered trademarks owned by Bluetooth SIG, Inc. and any use of such marks by HARMAN International Industries, Incorporated is under license. Other trademarks and trade names are those of their respective owners.

The terms HDMI, the HDMI logo, and High-Definition Multimedia Interface are trademarks or registered trademarks of HDMI Licensing LLC in the United States and other countries.

Manufactured under license from Dolby Laboratories. Dolby, Dolby Audio and the double-D symbol are trademarks of Dolby Laboratories.

IMPORTANT SAFETY INSTRUCTIONS

For all products:

1. Read these instructions.
2. Keep these instructions.
3. Heed all warnings.
4. Follow all instructions.
5. Do not use this apparatus near water.
6. Clean only with a dry cloth.
7. Do not block any ventilation openings. Install this apparatus in accordance with the manufacturer's instructions.
8. Do not install this apparatus near any heat sources such as radiators, heat registers, stoves or other apparatus (including amplifiers) that produce heat.
9. Do not defeat the safety purpose of the polarized or grounding-type plug. A polarized plug has two blades with one wider than the other. A grounding-type plug has two blades and a third grounding prong. The wide blade or the third prong is provided for your safety. If the provided plug does not fit into your outlet, consult an electrician for replacement of the obsolete outlet.
10. Protect the power cord from being walked on or pinched, particularly at plugs, convenience receptacles and the point where they exit from the apparatus.
11. Use only attachments/accessories specified by the manufacturer.
12. Use only with the cart, stand, tripod, bracket or table specified by the manufacturer or sold with the apparatus. When a cart is used, use caution when moving the cart/apparatus combination to avoid injury from tip-over.
13. Unplug this apparatus during lightning storms or when unused for long periods of time.
14. Refer all servicing to qualified service personnel. Servicing is required when the apparatus has been damaged in any way, such as when the power-supply cord or plug is damaged, liquid has been spilled or objects have fallen into the apparatus, or the apparatus has been exposed to rain or moisture, does not operate normally or has been dropped.
15. Do not expose this apparatus to dripping or splashing, and ensure that no objects filled with liquids, such as vases, are placed on the apparatus.
16. To disconnect this apparatus from the AC mains completely, disconnect the power-supply cord plug from the AC receptacle.
17. The mains plug of the power-supply cord shall remain readily operable.
18. Do not expose batteries to excessive heat such as sunshine, fire or the like.



CAUTION

RISK OF ELECTRIC SHOCK. DO NOT OPEN.



THE LIGHTNING FLASH WITH AN ARROWHEAD SYMBOL, WITHIN AN EQUILATERAL TRIANGLE, IS INTENDED TO ALERT THE USER TO THE PRESENCE OF UNINSULATED "DANGEROUS VOLTAGE" WITHIN THE PRODUCT'S ENCLOSURE THAT MAY BE OF SUFFICIENT MAGNITUDE TO CONSTITUTE A RISK OF ELECTRIC SHOCK TO PERSONS.



THE EXCLAMATION POINT WITHIN AN EQUILATERAL TRIANGLE IS INTENDED TO ALERT THE USER TO THE PRESENCE OF IMPORTANT OPERATING AND MAINTENANCE (SERVICING) INSTRUCTIONS IN THE LITERATURE ACCOMPANYING THE PRODUCT.

WARNING: TO REDUCE THE RISK OF FIRE OR ELECTRIC SHOCK, DO NOT EXPOSE THIS APPARATUS TO RAIN OR MOISTURE.

CAUTION FCC AND IC STATEMENT FOR USERS (USA AND CANADA ONLY)

This device complies with part 15 of the FCC Rules. Operation is subject to the following two conditions: (1) This device may not cause harmful interference, and (2) this device must accept any interference received, including interference that may cause undesired operation.
CAN ICES-3(B)/NMB-3(B)

Federal Communication Commission Interference Statement

This equipment has been tested and found to comply with the limits for a Class B digital device, pursuant to Part 15 of the FCC Rules. These limits are designed to provide reasonable protection against harmful interference in a residential installation. This equipment generates, uses and can radiate radio frequency energy and, if not installed and used in accordance with the instructions, may cause harmful interference to radio communications. However, there is no guarantee that interference will not occur in a particular installation. If this equipment does cause harmful interference to radio or television reception, which can be determined by turning the equipment off and on, the user is encouraged to try to correct the interference by one or more of the following measures:

- Reorient or relocate the receiving antenna.
- Increase the separation between the equipment and receiver.
- Connect the equipment into an outlet on a circuit different from that to which the receiver is connected.
- Consult the dealer or an experienced radio/TV technician for help.

Caution: Changes or modifications not expressly approved by HARMAN could void the user's authority to operate the equipment.

For Products That Transmit RF Energy:

FCC AND IC INFORMATION FOR USERS

This device complies with Part 15 of the FCC rules and Industry Canada license-exempt RSS standard(s). Operation is subject to the following two conditions: (1) This device may not cause harmful interference; and (2) this device must accept any interference received, including interference that may cause undesired operation.

FCC/IC Radiation Exposure Statement

This equipment complies with FCC/IC RSS-102 radiation exposure limits set forth for an uncontrolled environment. This equipment should be installed and operated with minimum distance 20cm between the radiator & your body.

FCC Caution:

This device complies with Part 15 of the FCC Rules. Operation is subject to the following two conditions:

1. This device may not cause harmful interference, and 2. This device must accept any interference received, including interference that may cause undesired operation.

Note: This equipment has been tested and found to comply with the limits for a Class B digital device, pursuant to part 15 of the FCC Rules. These limits are designed to provide reasonable protection against harmful interference in a residential installation.

This equipment generates, uses and can radiate radio frequency energy and, if not installed and used in accordance with the instructions, may cause harmful interference to radio communications. However, there is no guarantee that interference will not occur in a particular installation. If this equipment does cause harmful interference to radio or television reception, which can be determined by turning the equipment off and on, the user is encouraged to try to correct the interference by one or more of the following measures:

IC Caution:

This device complies with Industry Canada licence-exempt RSS standard(s).

Operation is subject to the following two conditions: (1) This device may not cause interference, and (2) This device must accept any interference, including interference that may cause undesired operation of the device.

Le présent appareil est conforme aux CNR d'Industrie Canada applicables aux appareils radio exempts de licence. L'exploitation est autorisée aux deux conditions suivantes:

- (1) l'appareil ne doit pas produire de brouillage, et
- (2) l'utilisateur de l'appareil doit accepter tout brouillage radioélectrique subi, même si le brouillage est susceptible d'en compromettre le fonctionnement.

Exposure of humans to RF fields (RSS-102)

The computers employ low gain integral antennas that do not emit RF field in excess of Health Canada limits for the general population; consult Safety Code 6, obtainable from Health Canada's Web site at <http://www.hc-sc.gc.ca/>

The radiated energy from the antennas connected to the wireless adapters conforms to the IC limit of the RF exposure requirement regarding IC RSS-102, Issue 5 clause 4. SAR tests are conducted using recommended operating positions accepted by the FCC/ RSS with the device transmitting at its highest certified power level in all tested frequency band without distance attaching away from the body. Non-compliance with the above restrictions may result in violation of FCC RF exposure guidelines.

For Products with Radio Receivers That Can Use an External Antenna (USA ONLY):

CATV (Cable TV) or Antenna Grounding

If an outside antenna or cable system is connected to this product, be certain that it is grounded so as to provide some protection against voltage surges and static charges. Section 810 of the National Electrical Code (NEC), ANSI/NFPA No. 70-1984, provides information with respect to proper grounding of the mast and supporting structure, grounding of the lead-in wire to an antenna discharge unit, size of grounding conductors, location of antenna discharge unit, connection to grounding electrodes and requirements of the grounding electrode.

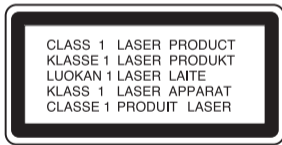
Note to CATV System Installer:

This reminder is provided to call the CATV (cable TV) system installer's attention to article 820-40 of the NEC, which provides guidelines for proper grounding and, in particular, specifies that the cable ground shall be connected to the grounding system of the building, as close to the point of cable entry as possible.

For CD/DVD/Blu-ray Disc™ Players:

Caution:

This product uses a laser system. To prevent direct exposure to the laser beam, do not open the cabinet enclosure or defeat any of the safety mechanisms provided for your protection. DO NOT STARE INTO THE LASER BEAM. To ensure proper use of this product, please read the owner's manual carefully and retain it for future use. Should the unit require maintenance or repair, please contact your local Harman Kardon service center. Refer servicing to qualified personnel only.



FOR ALL EU COUNTRIES:

For products that include audio out Prevention of hearing loss



Caution: Permanent hearing loss may occur if earphones or headphones are used at high volume for prolonged periods of time.

For France, the products have been tested to comply with the Sound Pressure Level requirement laid down in the applicable NF EN 50332-1:2013 and/or EN 50332-2:2013 standards as required by French Article L.5232-1.

Note: To prevent possible hearing damage, do not listen at high volume levels for long periods.

WEEE Notice

The Directive on Waste Electrical and Electronic Equipment (WEEE), which entered into force as European law on 14/02/2014, resulted in a major change in the treatment of electrical equipment at end-of-life.

The purpose of this Directive is, as a first priority, the prevention of WEEE, and in addition, to promote the reuse, recycling and other forms of recovery of such wastes so as to reduce disposal. The WEEE logo on the product or on its box indicating collection for electrical and electronic equipment consists of the crossed-out wheeled bin, as shown below.



This product must not be disposed of or dumped with your other household waste. You are liable to dispose of all your electronic or electrical waste equipment by relocating over to the specified collection point for recycling of such hazardous waste. Isolated collection and proper recovery of your electronic and electrical waste equipment at the time of disposal will allow us to help conserving natural resources. Moreover, proper recycling of the electronic and electrical waste equipment will ensure safety of human health and environment. For more information about electronic and electrical waste equipment disposal, recovery, and collection points, please contact your local city center, household waste disposal service, shop from where you purchased the equipment, or manufacturer of the equipment.

RoHS Compliance

This product is in compliance with Directive 2011/65/EU of the European Parliament and of the Council of 8 June 2011 on the restriction of the use of certain hazardous substances in electrical and electronic equipment.

For Products That Include Batteries

EU Batteries Directive 2013/56/EU

A new battery directive 2013/56/EU on Battery and Accumulator replacing directive entered into force on the 01/07/2015. The directive applies to all types of batteries and accumulators (AA, AAA, button cells, lead acid, rechargeable packs) including those incorporated into appliances except for military, medical and power tool applications.

The directive sets out rules for collection, treatment, recycling and disposal of batteries, and aims to prohibit certain hazardous substances and to improve environmental performance of batteries and all operators in the supply chain.

Instructions for Users on Removal, Recycling and Disposal of Used Batteries

To remove the batteries from your equipment or remote control, reverse the procedure described in the owner's manual for inserting batteries.

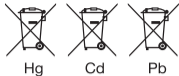
For products with a built-in battery that lasts for the lifetime of the product, removal may not be possible for the user. In this case, recycling or recovery centers handle the dismantling of the product and the removal of the battery. If, for any reason, it becomes necessary to replace such a battery, this procedure must be performed by authorized service centers.

In the European Union and other locations, it is illegal to dispose of any battery with household trash. All batteries must be disposed of in an environmentally sound manner. Contact your local waste-management officials for information regarding the environmentally sound collection, recycling and disposal of used batteries.

WARNING: Danger of explosion if battery is incorrectly replaced. To reduce risk of fire or burns, don't disassemble, crush, puncture, short external contacts, expose to temperature above 60°C (140°F), or dispose of in fire or water. Replace only with specified batteries. The symbol indicating 'separate collection' for all batteries and accumulators shall be the crossed-out wheeled bin shown below:



In case of batteries, accumulators and button cells containing more than 0.0005 % mercury, more than 0.002 % cadmium or more than 0.004 % lead, shall be marked with the chemical symbol for the metal concerned: Hg, Cd or Pb respectively. Please Refer to the below symbol:



WARNING

DO NOT INGEST BATTERY, CHEMICAL BURN HAZARD

[The remote control supplied with] This product contains a coin/button cell battery. If the coin/button cell battery is swallowed, it can cause severe internal burns in just 2 hours and can lead to death. Keep new and used batteries away from children. If the battery compartment does not close securely, stop using the product and keep it away from children. If you think batteries might have been swallowed or placed inside any part of the body, seek immediate medical attention.

For All Products Except Those with Wireless Operation:

HARMAN International hereby declares that this equipment is in compliance with the EMC 2014/30/EU Directive, LVD 2014/35/EU Directive, ErP 2012/27/EU Directive and RoHS 2011/65/EU Directive. The declaration of conformity may be consulted in the support section of our Web site, accessible from www.harmankardon.com.

For All Products with Wireless Operation:

HARMAN International hereby declares that this equipment is in compliance with the essential requirements and other relevant provisions of Directive 2014/53/EU, ErP 2012/27/EU Directive and RoHS 2011/65/EU Directive. The declaration of conformity may be consulted in the support section of our Web site, accessible from www.harmankardon.com.

HARMAN

HARMAN International Industries, Incorporated
8500 Balboa Boulevard, Northridge, CA 91329 USA
516.255.4545 (USA only)

HARMAN International Industries, Incorporated. All rights reserved. Harman Kardon is a trademark of HARMAN International Industries, Incorporated, registered in the United States and/or other countries. Blu-ray Disc is a trademark of the Blu-ray Disc Association. Features, specifications and appearance are subject to change without notice.



www.harmankardon.com