


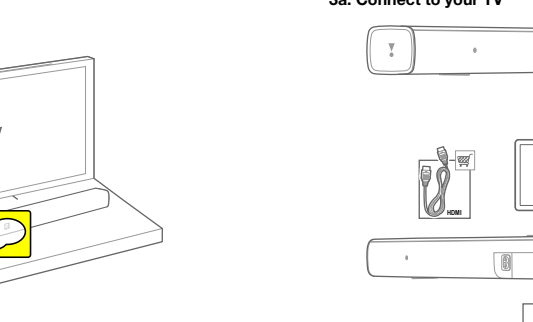
Quick Start Guide

1 What's in the box



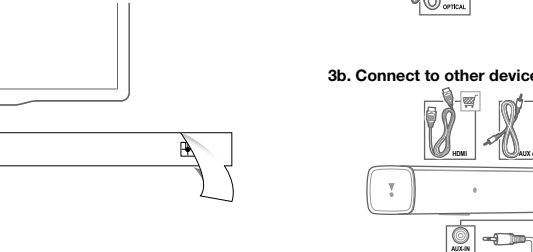
2 Place your soundbar

2a. Place the Soundbar on the table




2b. Wall mount the SoundBar

Use tape to stick the wall-mount bracket paper guide on the wall, push a pen through the center to mark the wall-mounted bracket location and remove the paper.



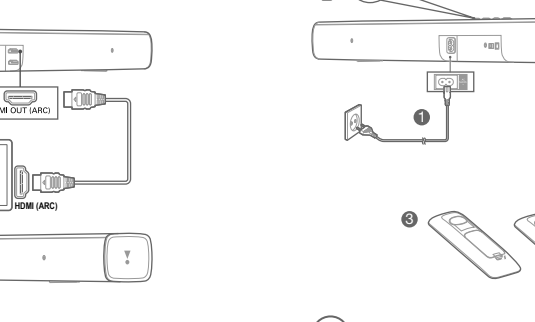
Screw the wall mount brackets on the pen mark. Fix the screw at the back of soundbar, then hook the soundbar on the wall.




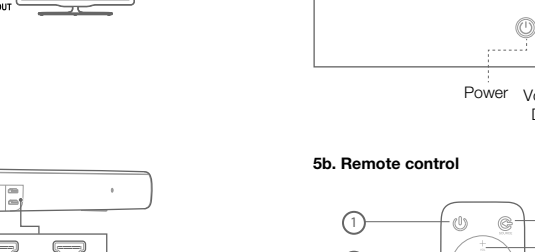
Power cable numbers varied by regions

3 Connect your soundbar

3a. Connect to your TV



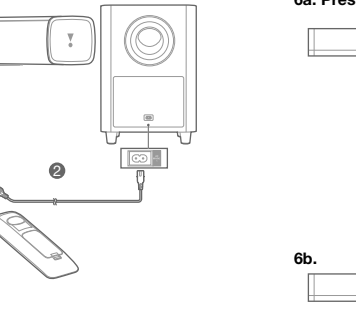
3b. Connect to other devices



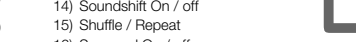
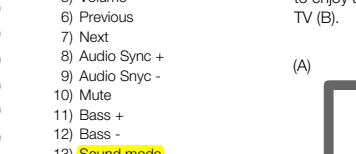
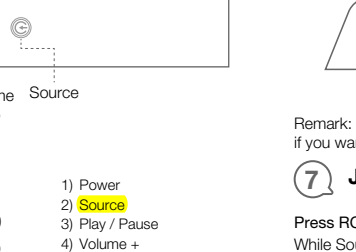
Power cable numbers varied by regions

4 Power your system

4a. Press RC Bluetooth button to enter Bluetooth source



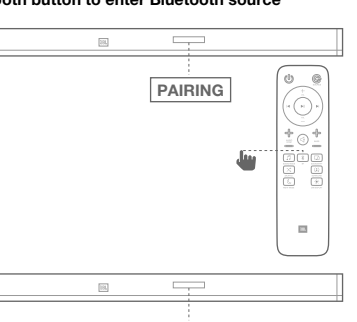
4b. For other TVs



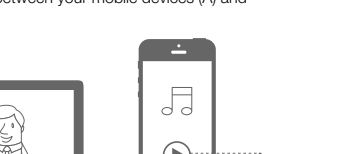
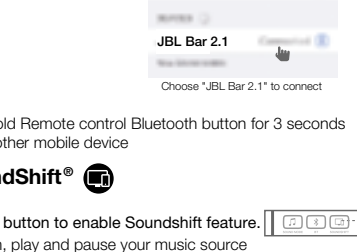
Power cable numbers varied by regions

5 Control your soundbar

5a. Top Panel



5b. Remote control



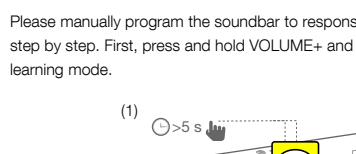
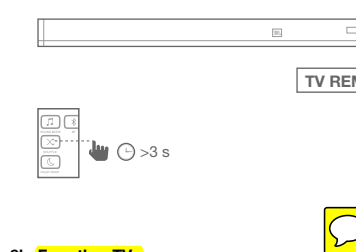
Power cable numbers varied by regions

6 Bluetooth® connection

6a. Press RC Bluetooth button to enter Bluetooth source



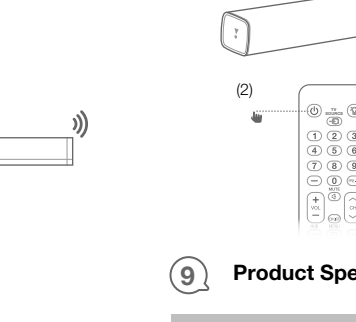
6b. For other TVs



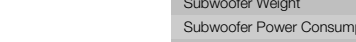
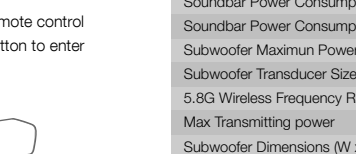
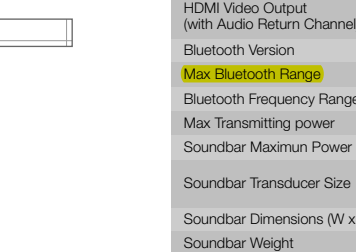
Power cable numbers varied by regions

7 Product Specifications

7a. For most Samsung, LG, Sony and Vizio TVs



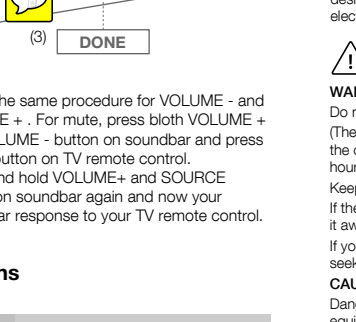
7b. For other TVs




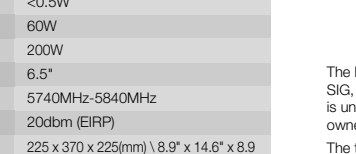
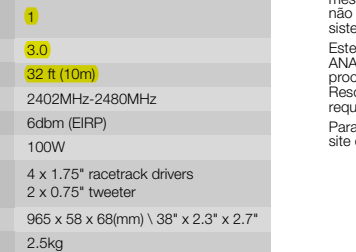
Power cable numbers varied by regions

8 TV Remote response

8a. For most Samsung, LG, Sony and Vizio TVs



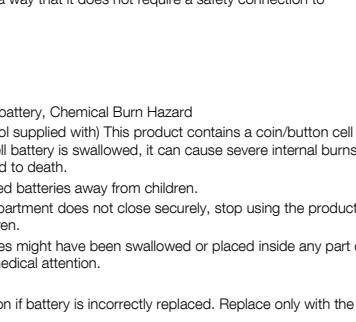
8b. For other TVs



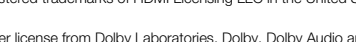
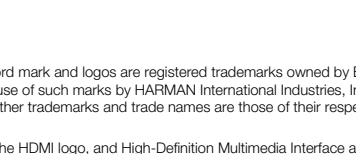

Power cable numbers varied by regions

9 Power your system

9a. Press RC Bluetooth button to enter Bluetooth source



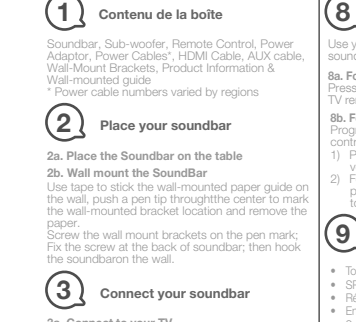
9b. For other TVs



Power cable numbers varied by regions

10 Bluetooth® connection

10a. Press RC Bluetooth button to enter Bluetooth source



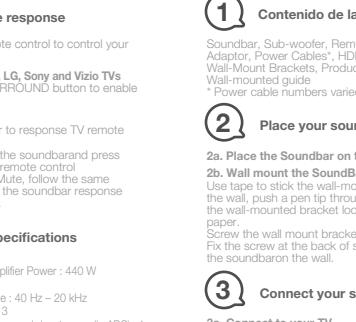
10b. For other TVs



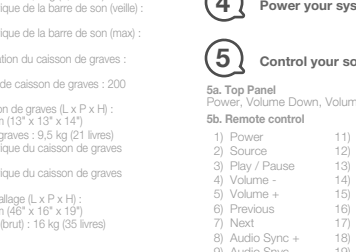
Power cable numbers varied by regions

11 JBL SoundBar

11a. For most Samsung, LG, Sony and Vizio TVs




11b. For other TVs




Power cable numbers varied by regions

12 Power your system

12a. Press RC Bluetooth button to enter Bluetooth source



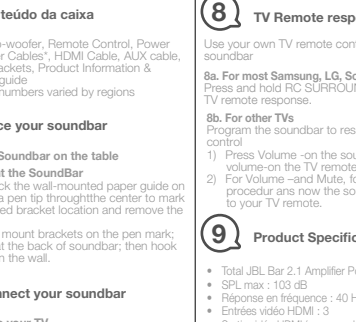
12b. For other TVs



Power cable numbers varied by regions

13 Bluetooth® connection

13a. Press RC Bluetooth button to enter Bluetooth source



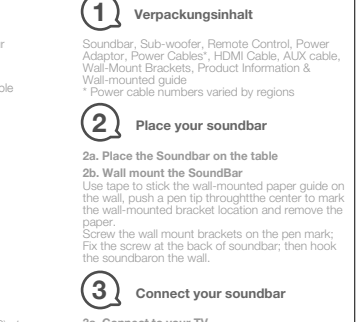
13b. For other TVs



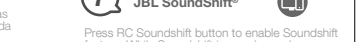
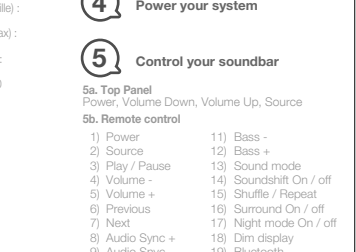
Power cable numbers varied by regions

14 JBL SoundBar

14a. For most Samsung, LG, Sony and Vizio TVs



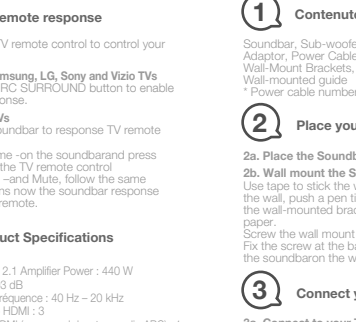
14b. For other TVs




Power cable numbers varied by regions

15 Power your system

15a. Press RC Bluetooth button to enter Bluetooth source



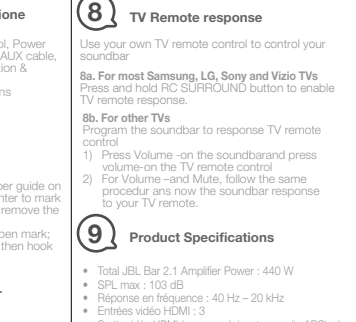
15b. For other TVs




Power cable numbers varied by regions

16 Bluetooth® connection

16a. Press RC Bluetooth button to enter Bluetooth source



16b. For other TVs



Power cable numbers varied by regions

NL Snelstartgids

Note: For complete information about using all of your JBL Bar 2.1, download the full Owner's Manual from www.jbl.com. For more product information, please visit www.jbl.com to download the full Owner's Manual.

NO Hurtigstartveiledning

Note: For complete information about using all of your JBL Bar 2.1, download the full Owner's Manual from www.jbl.com. For more product information, please visit www.jbl.com to download the full Owner's Manual.

FI Pikakaopas

Note: For complete information about using all of your JBL Bar 2.1, download the full Owner's Manual from www.jbl.com. For more product information, please visit www.jbl.com to download the full Owner's Manual.

RU Краткое руководство

Note: For complete information about using all of your JBL Bar 2.1, download the full Owner's Manual from www.jbl.com. For more product information, please visit www.jbl.com to download the full Owner's Manual.

SV Snabbstartsguide

Note: For complete information about using all of your JBL Bar 2.1, download the full Owner's Manual from www.jbl.com. For more product information, please visit www.jbl.com to download the full Owner's Manual.

DA Hurtigstartsguide

Note: For complete information about using all of your JBL Bar 2.1, download the full Owner's Manual from www.jbl.com. For more product information, please visit www.jbl.com to download the full Owner's Manual.

JP イクワンスタートガイド

Note: For complete information about using all of your JBL Bar 2.1, download the full Owner's Manual from www.jbl.com. For more product information, please visit www.jbl.com to download the full Owner's Manual.

PL Przewodnik szybkiego

Note: For complete information about using all of your JBL Bar 2.1, download the full Owner's Manual from www.jbl.com. For more product information, please visit www.jbl.com to download the full Owner's Manual.

KO 빠른시작가이드

Note: For complete information about using all of your JBL Bar 2.1, download the full Owner's Manual from www.jbl.com. For more product information, please visit www.jbl.com to download the full Owner's Manual.

CHS 快速入門指南

Note: For complete information about using all of your JBL Bar 2.1, download the full Owner's Manual from www.jbl.com. For more product information, please visit www.jbl.com to download the full Owner's Manual.

GHT 快速入門指南

Note: For complete information about using all of your JBL Bar 2.1, download the full Owner's Manual from www.jbl.com. For more product information, please visit www.jbl.com to download the full Owner's Manual.

ID Panduan Memulai Cepat

Note: For complete information about using all of your JBL Bar 2.1, download the full Owner's Manual from www.jbl.com. For more product information, please visit www.jbl.com to download the full Owner's Manual.

AR دليل التمهيد السريع

Note: For complete information about using all of your JBL Bar 2.1, download the full Owner's Manual from www.jbl.com. For more product information, please visit www.jbl.com to download the full Owner's Manual.