

JBL Bar 3.1

3.1-Channel 4K Ultra HD Soundbar with Wireless Subwoofer

Quick Start Guide

1 What's in the box



2 Place your soundbar


3 Connect your TV

4 Power your system

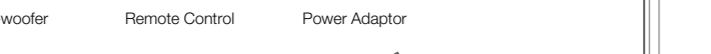
5 Control your soundbar

6 Bluetooth® connection

2a. Place the Soundbar on the table



2b. Wall mount the SoundBar



3a. Connect to your TV



3b. Connect to other devices



4a. For most Samsung, LG, Sony and Vizio TVs*



4b. For other TVs, do IR remote learning



5a. Top Panel



5b. Remote control



6a. For most Samsung, LG, Sony and Vizio TVs*



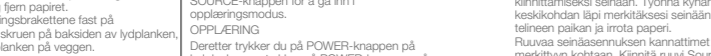
6b. For other TVs, do IR remote learning



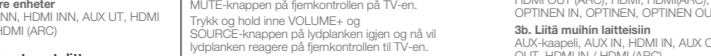
7 JBL SoundShi™



8. For most Samsung, LG, Sony and Vizio TVs*



8b. For other TVs, do IR remote learning



9 Product Specifications

Total Maximal Power	450W
Main SPL	100dB
Frequency Response	20Hz to 20kHz
HDMI Video Inputs	3 HDMI 2.0 inputs
HDMI Video Output (with Audio Return Channel)	1 HDMI 2.0 output
Bluetooth Version	4.2
Bluetooth Frequency Range	2400MHz-2480MHz
Max Transmitting power	60mW ERP
Soundbar Maximal Power	6 x 1.75W track-drivers 3 x 0.75W tweeter
Soundbar Dimensions (W x H x D)	1016 x 84 x 78 (mm) / 40 x 3.3" x 3.1"
Subwoofer Maximal Power	300W
Subwoofer Dimensions (W x H x D) (200mm)	574x304x564mm
S.B.S Wireless Frequency Range	2400m (ERP)
Max Transmitting power	400 mW
Subwoofer Dimensions (W x H x D)	440 x 305 x 300 (mm) / 17.3" x 12" x 12"
Subwoofer Weight	15kg
Subwoofer Power Consumption (standby)	<0.5W
Subwoofer Power Consumption (stand)	<0.5W
Subwoofer Power Consumption (max)	300W
Packaging Dimensions (W x H x D)	1097 x 400 x 400mm / 43.2" x 15.7" x 15.7"
Packaging Weight (Gross)	15.9kg
Operating Temperature (Max)	40°C

* Switch between HDMI ARC/HDMI 1.4 or HDMI 2.1/ HDMI 2.1/ Optical ARC/ Bluetooth/ USB

* Power cable numbers varied by regions

2 Place your soundbar



2a. Place the Soundbar on the table



2b. Wall mount the SoundBar



3a. Connect to your TV



3b. Connect to other devices



4a. For most Samsung, LG, Sony and Vizio TVs*



4b. For other TVs, do IR remote learning




5 Control your soundbar



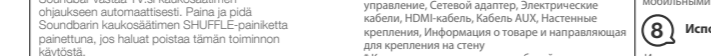
5a. Top Panel



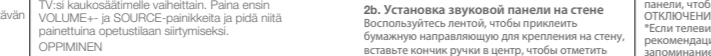
5b. Remote control



6a. For most Samsung, LG, Sony and Vizio TVs*



6b. For other TVs, do IR remote learning



7 JBL SoundShi™



8. For most Samsung, LG, Sony and Vizio TVs*



8b. For other TVs, do IR remote learning



9 Product Specifications

Total Maximal Power	450W
Main SPL	100dB
Frequency Response	20Hz to 20kHz
HDMI Video Inputs	3 HDMI 2.0 inputs
HDMI Video Output (with Audio Return Channel)	1 HDMI 2.0 output
Bluetooth Version	4.2
Bluetooth Frequency Range	2400MHz-2480MHz
Max Transmitting power	60mW ERP
Soundbar Maximal Power	6 x 1.75W track-drivers 3 x 0.75W tweeter
Soundbar Dimensions (W x H x D)	1016 x 84 x 78 (mm) / 40 x 3.3" x 3.1"
Subwoofer Maximal Power	300W
Subwoofer Dimensions (W x H x D) (200mm)	574x304x564mm
S.B.S Wireless Frequency Range	2400m (ERP)
Max Transmitting power	400 mW
Subwoofer Dimensions (W x H x D)	440 x 305 x 300 (mm) / 17.3" x 12" x 12"
Subwoofer Weight	15kg
Subwoofer Power Consumption (standby)	<0.5W
Subwoofer Power Consumption (stand)	<0.5W
Subwoofer Power Consumption (max)	300W
Packaging Dimensions (W x H x D)	1097 x 400 x 400mm / 43.2" x 15.7" x 15.7"
Packaging Weight (Gross)	15.9kg
Operating Temperature (Max)	40°C

* Switch between HDMI ARC/HDMI 1.4 or HDMI 2.1/ HDMI 2.1/ Optical ARC/ Bluetooth/ USB

* Power cable numbers varied by regions

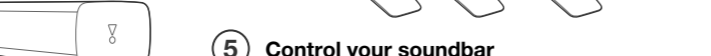
3 Connect your soundbar




3a. Connect to your TV



3b. Connect to other devices



4 Power your system



4a. For most Samsung, LG, Sony and Vizio TVs*



4b. For other TVs, do IR remote learning



5 Control your soundbar



5a. Top Panel



5b. Remote control



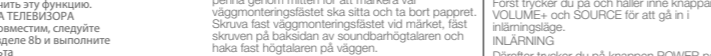
6a. For most Samsung, LG, Sony and Vizio TVs*



6b. For other TVs, do IR remote learning




7 JBL SoundShi™



8. For most Samsung, LG, Sony and Vizio TVs*



8b. For other TVs, do IR remote learning



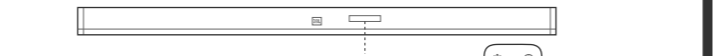
9 Product Specifications

Total Maximal Power	450W
Main SPL	100dB
Frequency Response	20Hz to 20kHz
HDMI Video Inputs	3 HDMI 2.0 inputs
HDMI Video Output (with Audio Return Channel)	1 HDMI 2.0 output
Bluetooth Version	4.2
Bluetooth Frequency Range	2400MHz-2480MHz
Max Transmitting power	60mW ERP
Soundbar Maximal Power	6 x 1.75W track-drivers 3 x 0.75W tweeter
Soundbar Dimensions (W x H x D)	1016 x 84 x 78 (mm) / 40 x 3.3" x 3.1"
Subwoofer Maximal Power	300W
Subwoofer Dimensions (W x H x D) (200mm)	574x304x564mm
S.B.S Wireless Frequency Range	2400m (ERP)
Max Transmitting power	400 mW
Subwoofer Dimensions (W x H x D)	440 x 305 x 300 (mm) / 17.3" x 12" x 12"
Subwoofer Weight	15kg
Subwoofer Power Consumption (standby)	<0.5W
Subwoofer Power Consumption (stand)	<0.5W
Subwoofer Power Consumption (max)	300W
Packaging Dimensions (W x H x D)	1097 x 400 x 400mm / 43.2" x 15.7" x 15.7"
Packaging Weight (Gross)	15.9kg
Operating Temperature (Max)	40°C

* Switch between HDMI ARC/HDMI 1.4 or HDMI 2.1/ HDMI 2.1/ Optical ARC/ Bluetooth/ USB

* Power cable numbers varied by regions

4 Power your system



4a. For most Samsung, LG, Sony and Vizio TVs*



4b. For other TVs, do IR remote learning



5 Control your soundbar



5a. Top Panel



5b. Remote control



6a. For most Samsung, LG, Sony and Vizio TVs*



6b. For other TVs, do IR remote learning



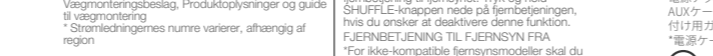
7 JBL SoundShi™



8. For most Samsung, LG, Sony and Vizio TVs*



8b. For other TVs, do IR remote learning



9 Product Specifications

Total Maximal Power	450W
Main SPL	100dB
Frequency Response	20Hz to 20kHz
HDMI Video Inputs	3 HDMI 2.0 inputs
HDMI Video Output (with Audio Return Channel)	1 HDMI 2.0 output
Bluetooth Version	4.2
Bluetooth Frequency Range	2400MHz-2480MHz
Max Transmitting power	60mW ERP
Soundbar Maximal Power	6 x 1.75W track-drivers 3 x 0.75W tweeter
Soundbar Dimensions (W x H x D)	1016 x 84 x 78 (mm) / 40 x 3.3" x 3.1"
Subwoofer Maximal Power	300W
Subwoofer Dimensions (W x H x D) (200mm)	574x304x564mm
S.B.S Wireless Frequency Range	2400m (ERP)
Max Transmitting power	400 mW
Subwoofer Dimensions (W x H x D)	440 x 305 x 300 (mm) / 17.3" x 12" x 12"
Subwoofer Weight	15kg
Subwoofer Power Consumption (standby)	<0.5W
Subwoofer Power Consumption (stand)	<0.5W
Subwoofer Power Consumption (max)	300W
Packaging Dimensions (W x H x D)	1097 x 400 x 400mm / 43.2" x 15.7" x 15.7"
Packaging Weight (Gross)	15.9kg
Operating Temperature (Max)	40°C

* Switch between HDMI ARC/HDMI 1.4 or HDMI 2.1/ HDMI 2.1/ Optical ARC/ Bluetooth/ USB

* Power cable numbers varied by regions

6 Bluetooth® connection




6a. Press Remote Control Bluetooth button to enter Bluetooth source



6b. For most Samsung, LG, Sony and Vizio TVs*



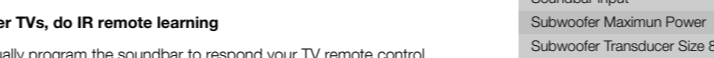
6c. For other TVs, do IR remote learning



7 JBL SoundShi™



8. For most Samsung, LG, Sony and Vizio TVs*



8b. For other TVs, do IR remote learning



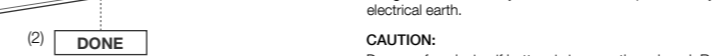
9 Product Specifications

Total Maximal Power	450W
Main SPL	100dB
Frequency Response	20Hz to 20kHz
HDMI Video Inputs	3 HDMI 2.0 inputs
HDMI Video Output (with Audio Return Channel)	1 HDMI 2.0 output
Bluetooth Version	4.2
Bluetooth Frequency Range	2400MHz-2480MHz
Max Transmitting power	60mW ERP
Soundbar Maximal Power	6 x 1.75W track-drivers 3 x 0.75W tweeter
Soundbar Dimensions (W x H x D)	1016 x 84 x 78 (mm) / 40 x 3.3" x 3.1"
Subwoofer Maximal Power	300W
Subwoofer Dimensions (W x H x D) (200mm)	574x304x564mm
S.B.S Wireless Frequency Range	2400m (ERP)
Max Transmitting power	400 mW
Subwoofer Dimensions (W x H x D)	440 x 305 x 300 (mm) / 17.3" x 12" x 12"
Subwoofer Weight	15kg
Subwoofer Power Consumption (standby)	<0.5W
Subwoofer Power Consumption (stand)	<0.5W
Subwoofer Power Consumption (max)	300W
Packaging Dimensions (W x H x D)	1097 x 400 x 400mm / 43.2" x 15.7" x 15.7"
Packaging Weight (Gross)	15.9kg
Operating Temperature (Max)	40°C

* Switch between HDMI ARC/HDMI 1.4 or HDMI 2.1/ HDMI 2.1/ Optical ARC/ Bluetooth/ USB

* Power cable numbers varied by regions

8 Bluetooth® connection



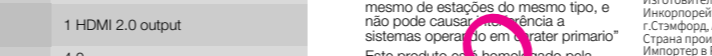
8a. Press Remote Control Bluetooth button to enter Bluetooth source



8b. For most Samsung, LG, Sony and Vizio TVs*



8c. For other TVs, do IR remote learning



9 Product Specifications

Total Maximal Power	450W
Main SPL	100dB
Frequency Response	20Hz to 20kHz
HDMI Video Inputs	3 HDMI 2.0 inputs
HDMI Video Output (with Audio Return Channel)	1 HDMI 2.0 output
Bluetooth Version	4.2
Bluetooth Frequency Range	2400MHz-2480MHz
Max Transmitting power	60mW ERP
Soundbar Maximal Power	6 x 1.75W track-drivers 3 x 0.75W tweeter
Soundbar Dimensions (W x H x D)	1016 x 84 x 78 (mm) / 40 x 3.3" x 3.1"
Subwoofer Maximal Power	300W
Subwoofer Dimensions (W x H x D) (200mm)	574x304x564mm
S.B.S Wireless Frequency Range	2400m (ERP)
Max Transmitting power	400 mW
Subwoofer Dimensions (W x H x D)	440 x 305 x 300 (mm) / 17.3" x 12" x 12"
Subwoofer Weight	15kg
Subwoofer Power Consumption (standby)	<0.5W
Subwoofer Power Consumption (stand)	<0.5W
Subwoofer Power Consumption (max)	300W
Packaging Dimensions (W x H x D)	1097 x 400 x 400mm / 43.2" x 15.7" x 15.7"
Packaging Weight (Gross)	15.9kg
Operating Temperature (Max)	40°C

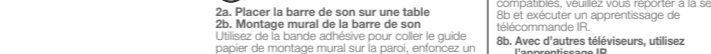
* Switch between HDMI ARC/HDMI 1.4 or HDMI 2.1/ HDMI 2.1/ Optical ARC/ Bluetooth/ USB

* Power cable numbers varied by regions

8 Bluetooth® connection



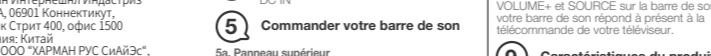
8a. Press Remote Control Bluetooth button to enter Bluetooth source



8b. For most Samsung, LG, Sony and Vizio TVs*



8c. For other TVs, do IR remote learning



9 Product Specifications

Total Maximal Power	450W
Main SPL	100dB
Frequency Response	20Hz to 20kHz
HDMI Video Inputs	3 HDMI 2.0 inputs
HDMI Video Output (with Audio Return	