



# JBL Bar 5.1

5.1 Channel, 4K Ultra HD Soundbar with True Wireless Surround Speakers

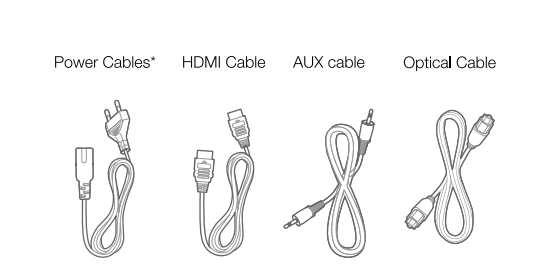
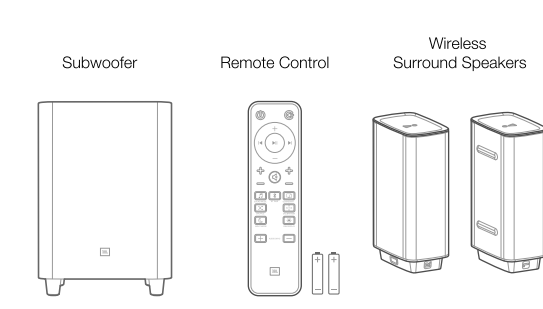
## Quick Start Guide



Bluetooth, DOLBY AUDIO, DTS, HDMI, eARC

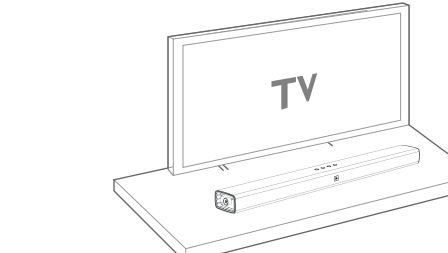
Note: For complete information about using all of your JBL Bar 5.1, download the full Owner's Manual from www.jbl.com. For more product information, please visit www.jbl.com to download the full Owner's Manual.

### 1 What's in the box

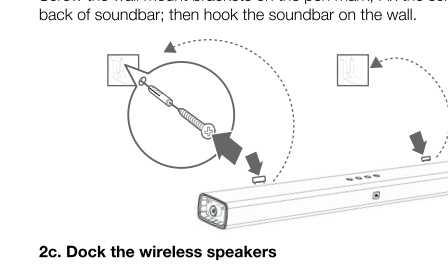
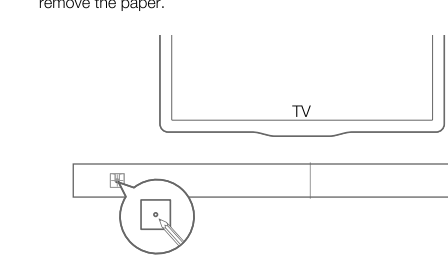


### 2 Place your soundbar

#### 2a. Place the soundbar on the table



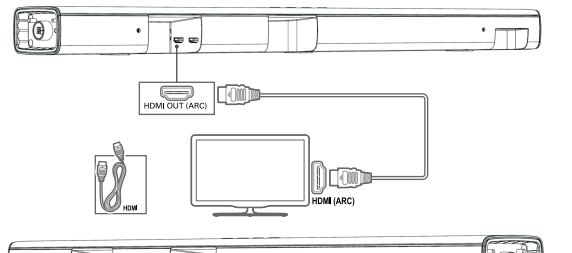
#### 2b. Wall mount the soundbar



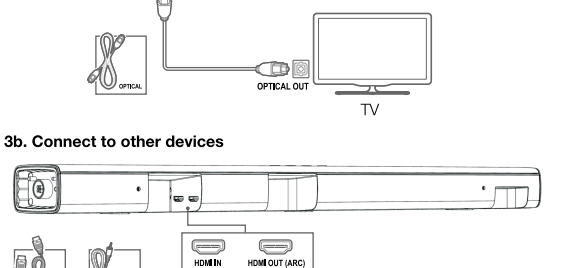
Wireless speakers charge during soundbar standby mode.

### 3 Connect your soundbar

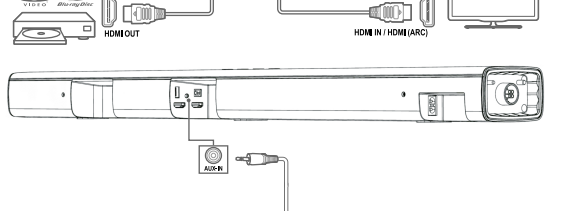
#### 3a. Connect to your TV




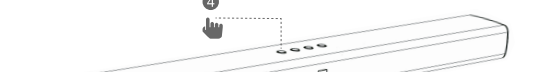
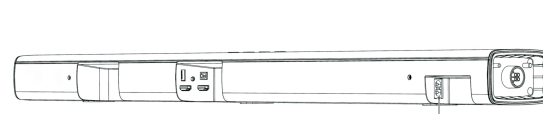
#### 3b. Connect to other devices



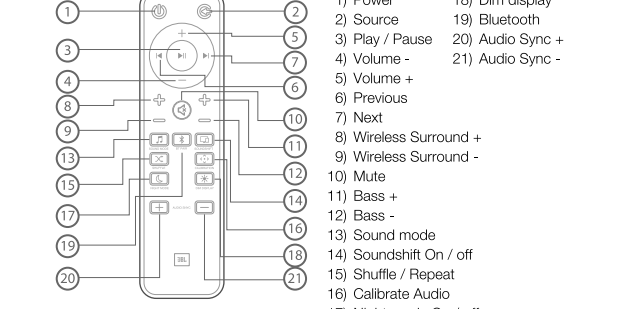
#### 3c. Dock the wireless speakers



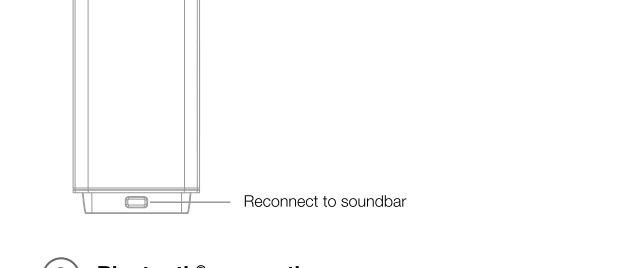
### 4 Power your system



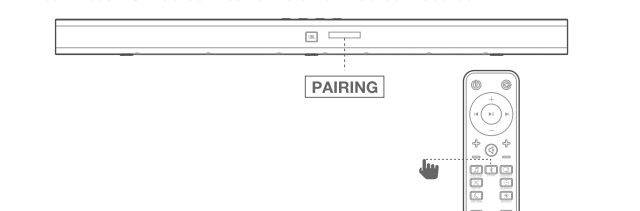
### 5a. Remote control



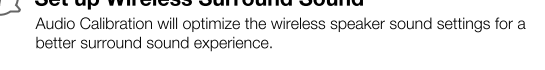
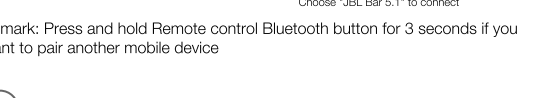
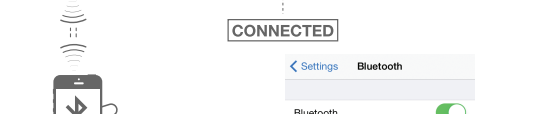
### 5b. Wireless Speakers



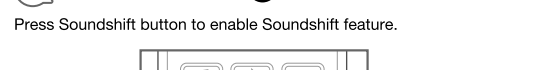
### 6 Bluetooth® connection



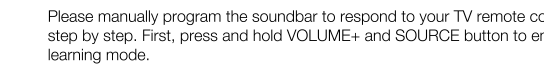
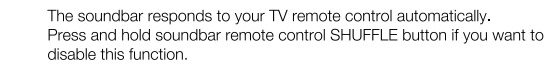
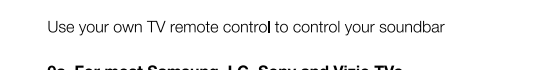

### 6a. Press RC Bluetooth button to enter Bluetooth mode



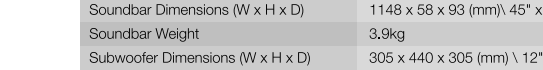


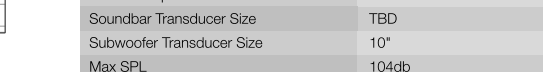
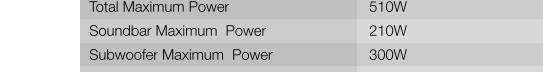
### 6b. TV Remote response



### 7a. Set up Wireless Surround Sound



### 7b. Respond to Your TV Remote Control



### 7c. Product Specifications

Model	Bar 5.1
Total Maximum Power	510W
Soundbar Maximum Power	210W
Subwoofer Maximum Power	300W
Surround Speaker Maximum Power	30W
Subwoofer Transducer Size	8"
Surround Speaker Transducer Size	1.5"
Max SPL	104dB
Frequency Response	35Hz to 20KHz
HDMI Video Inputs	3 HDMI (HDMI 2.1)
HDMI Video Output (with Audio Return Channel)	1 HDMI output
HDMI HDCP Version	2.2
Bluetooth Version	4
Bluetooth Max Distance	32ft (10m)
Bluetooth Frequency Range	2402MHz-2480MHz
Max Transmitting power	50mW (EPP)
5.8GHz Wireless Frequency Range	57.0MHz-58.0MHz
Max Transmitting power	200mW (EPP)
Subwoofer Dimensions (W x H x D)	11.63 x 25 x 9.5 (mm) 4.57 x 2.37 x 3.74 (in)
Subwoofer Weight	3.5kg
Surround Speaker Dimensions (W x H x D)	303 x 440 x 305 (mm) 12" x 16" x 12"
Surround Speaker Weight	1.9kg
Surround Speaker Dimensions (W x H x D)	195 x 52 x 93 (mm) 6.5" x 2.1" x 3.7"
Surround Speaker Weight	0.6kg
Package Dimensions (W x H x D)	7.6kg
Package Weight (gross)	7.6kg

### 7d. Bluetooth connection

Bluetooth® wireless technology is a registered trademark of Bluetooth SIG, Inc. and any use of such marks by HARMAN International, Incorporated is under license. Other trademarks and trade names are those of their respective owners. Manufactured under license from Dolby Laboratories. Dolby Digital and Dolby Digital Surround are trademarks of Dolby Laboratories. DTS, DTS-HD, DTS-HD High Resolution Audio, DTS-HD Master Audio are registered trademarks or trademarks of DTS, Inc. in the United States and other countries. © DTS, Inc. All Rights Reserved.

### 7e. TV Remote response

**CAUTION:** This equipment is a Class II or double insulated electrical appliance. It has been designed in such a way that it does not require a safety connection to electrical earth.

**WARNING:** Do not ingest the battery. Chemical Burn Hazard (The remote control supplied with this product contains a coin/button cell battery. If the coin/button cell battery is swallowed, it can cause severe internal burns in just 2 hours and can lead to death. Keep new and used batteries away from children. If the battery compartment does not close securely, stop using the product and keep it away from children. The battery compartment might have swallowed or placed inside any part of the body, seek immediate medical attention.)

**CAUTION:** Danger of explosion if battery is incorrectly replaced. Replace only with the same or equivalent type.

### 7f. JBL SoundShift®

Press SoundShift button to enable SoundShift feature. While SoundShift is on, play and pause your music source to enjoy auto-switch between your mobile devices (A) and TV (B).

### 7g. Bluetooth connection

La conexión de Bluetooth® es una tecnología de comunicación inalámbrica que permite conectar dispositivos Bluetooth entre sí. Para obtener más información sobre esta tecnología, visite el sitio web de Bluetooth SIG, Inc. y cualquier otro sitio web relacionado. Otros nombres de marcas y nombres comerciales son propiedad de sus respectivos propietarios. Manufactured under license from Dolby Laboratories. Dolby Digital and Dolby Digital Surround are trademarks of Dolby Laboratories. DTS, DTS-HD, DTS-HD High Resolution Audio, DTS-HD Master Audio are registered trademarks or trademarks of DTS, Inc. in the United States and other countries. © DTS, Inc. All Rights Reserved.

### 7h. TV Remote response

**CAUTION:** This equipment is a Class II or double insulated electrical appliance. It has been designed in such a way that it does not require a safety connection to electrical earth.

**WARNING:** Do not ingest the battery. Chemical Burn Hazard (The remote control supplied with this product contains a coin/button cell battery. If the coin/button cell battery is swallowed, it can cause severe internal burns in just 2 hours and can lead to death. Keep new and used batteries away from children. If the battery compartment does not close securely, stop using the product and keep it away from children. The battery compartment might have swallowed or placed inside any part of the body, seek immediate medical attention.)

**CAUTION:** Danger of explosion if battery is incorrectly replaced. Replace only with the same or equivalent type.

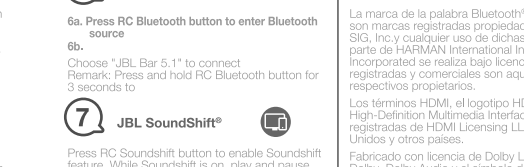
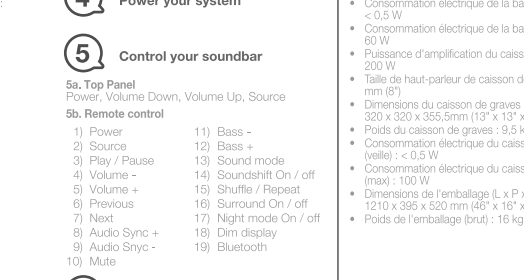
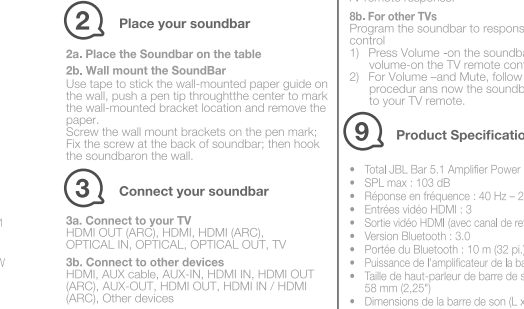
### 7i. JBL SoundShift®

Press SoundShift button to enable SoundShift feature. While SoundShift is on, play and pause your music source to enjoy auto-switch between your mobile devices (A) and TV (B).

### 7j. Bluetooth connection

La conexión de Bluetooth® es una tecnología de comunicación inalámbrica que permite conectar dispositivos Bluetooth entre sí. Para obtener más información sobre esta tecnología, visite el sitio web de Bluetooth SIG, Inc. y cualquier otro sitio web relacionado. Otros nombres de marcas y nombres comerciales son propiedad de sus respectivos propietarios. Manufactured under license from Dolby Laboratories. Dolby Digital and Dolby Digital Surround are trademarks of Dolby Laboratories. DTS, DTS-HD, DTS-HD High Resolution Audio, DTS-HD Master Audio are registered trademarks or trademarks of DTS, Inc. in the United States and other countries. © DTS, Inc. All Rights Reserved.

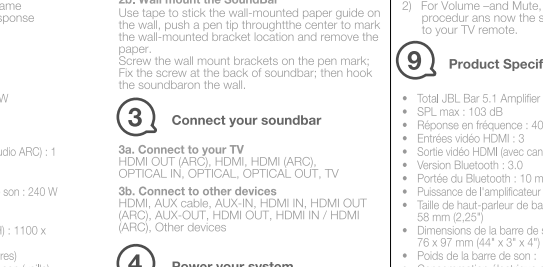
### 8a. Contenido de la caja



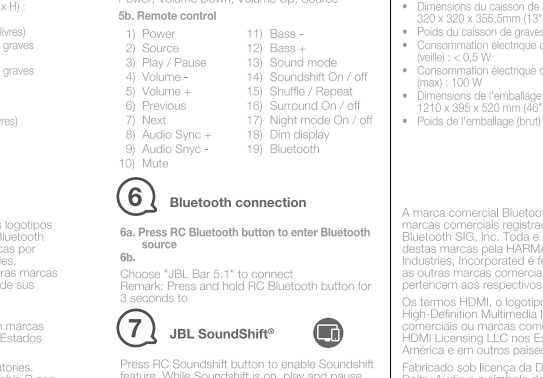
### 8b. Place your soundbar



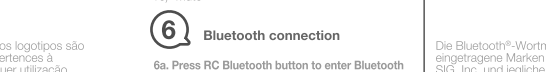
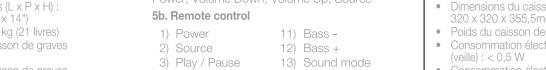
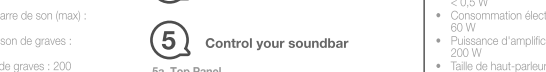
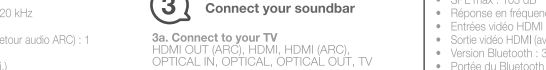
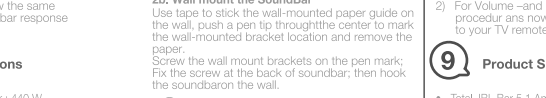
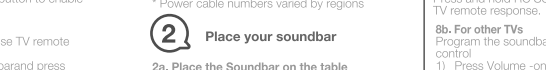

### 8c. Wall mount the soundbar



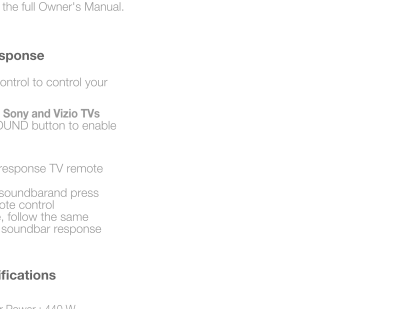
### 8d. Dock the wireless speakers



### 8e. Power your system



### 8f. Remote control



### 8g. Wireless Speakers



### 8h. Bluetooth® connection



### 8i. Press RC Bluetooth button to enter Bluetooth mode

