



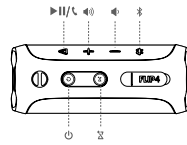
FLIP4J

Quick Start Guide
Guide de démarrage rapide

1 What's in the box



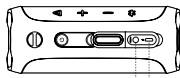
2 Buttons



FLIP4J

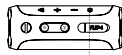
Quick Start Guide
Guide de démarrage rapide

3. Connections



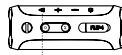
4. Bluetooth®

1. Bluetooth connection



Choose "JBL Flip 4" to connect

2. Music control

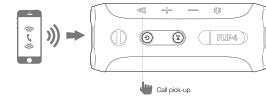


Press - Play/Pause
Double Press - Next Track

FLIP4J

Quick Start Guide
Guide de démarrage rapide

3. Speakerphone



5. Voice assistant

1. Download Bluetooth Connect+ App to configure play/pause button to be voice assistant
2. Press play/pause button to activate voice assistant
3. Download Bluetooth Connect+ App to configure play/pause button to be voice assistant
4. Press play/pause button to activate voice assistant
5. Download Bluetooth Connect+ App to configure play/pause button to be voice assistant
6. Press play/pause button to activate voice assistant
7. Download Bluetooth Connect+ App to configure play/pause button to be voice assistant
8. Press play/pause button to activate voice assistant
9. Download Bluetooth Connect+ App to configure play/pause button to be voice assistant
10. Press play/pause button to activate voice assistant
11. Download Bluetooth Connect+ App to configure play/pause button to be voice assistant
12. Press play/pause button to activate voice assistant
13. Download Bluetooth Connect+ App to configure play/pause button to be voice assistant
14. Press play/pause button to activate voice assistant
15. Download Bluetooth Connect+ App to configure play/pause button to be voice assistant
16. Press play/pause button to activate voice assistant
17. Download Bluetooth Connect+ App to configure play/pause button to be voice assistant
18. Press play/pause button to activate voice assistant
19. Download Bluetooth Connect+ App to configure play/pause button to be voice assistant
20. Press play/pause button to activate voice assistant



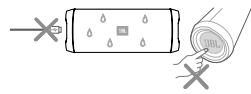
FLIP4J

Quick Start Guide
Guide de démarrage rapide

7 LED Behavior

	White	Green	Blue	Blue
①	Strobe	Power on	Bluetooth Pairing	Bluetooth Connected
②	NA	Speaker in Broadcasting mode	NA	NA

8 Warning



JBL FLIP4 is a **IPX7** waterproof, submerging in water or other liquids may result in permanent damage to the speaker.
IMPORTANT: To ensure that the JBL FLIP4 is waterproof, please remove all cable connections and tightly close the cap, exposing the JBL FLIP4 to liquids without doing so may result in permanent damage to the speaker. And do not expose JBL FLIP4 to water while charging, as doing so may result in permanent damage to the speaker or power source.

IPX7 waterproof is defined as the speaker can be immersed in water up to 1m for up to 30 minutes.

IPX7 waterproof is defined as the speaker can be immersed in water up to 1m for up to 30 minutes.

IPX7 waterproof is defined as the speaker can be immersed in water up to 1m for up to 30 minutes.

IPX7 waterproof is defined as the speaker can be immersed in water up to 1m for up to 30 minutes.

IPX7 waterproof is defined as the speaker can be immersed in water up to 1m for up to 30 minutes.

IPX7 waterproof is defined as the speaker can be immersed in water up to 1m for up to 30 minutes.

IPX7 waterproof is defined as the speaker can be immersed in water up to 1m for up to 30 minutes.

IPX7 waterproof is defined as the speaker can be immersed in water up to 1m for up to 30 minutes.

IPX7 waterproof is defined as the speaker can be immersed in water up to 1m for up to 30 minutes.

IPX7 waterproof is defined as the speaker can be immersed in water up to 1m for up to 30 minutes.

IPX7 waterproof is defined as the speaker can be immersed in water up to 1m for up to 30 minutes.

IPX7 waterproof is defined as the speaker can be immersed in water up to 1m for up to 30 minutes.

IPX7 waterproof is defined as the speaker can be immersed in water up to 1m for up to 30 minutes.

IPX7 waterproof is defined as the speaker can be immersed in water up to 1m for up to 30 minutes.

IPX7 waterproof is defined as the speaker can be immersed in water up to 1m for up to 30 minutes.

IPX7 waterproof is defined as the speaker can be immersed in water up to 1m for up to 30 minutes.

IPX7 waterproof is defined as the speaker can be immersed in water up to 1m for up to 30 minutes.

FLIP4J

Quick Start Guide
Guide de démarrage rapide

7 LED Behavior

	White	Green	Blue	Blue
①	Strobe	Power on	Bluetooth Pairing	Bluetooth Connected
②	NA	Speaker in Broadcasting mode	NA	NA

8 Warning



JBL FLIP4 is a **IPX7** waterproof, submerging in water or other liquids may result in permanent damage to the speaker.
IMPORTANT: To ensure that the JBL FLIP4 is waterproof, please remove all cable connections and tightly close the cap, exposing the JBL FLIP4 to liquids without doing so may result in permanent damage to the speaker. And do not expose JBL FLIP4 to water while charging, as doing so may result in permanent damage to the speaker or power source.

IPX7 waterproof is defined as the speaker can be immersed in water up to 1m for up to 30 minutes.

IPX7 waterproof is defined as the speaker can be immersed in water up to 1m for up to 30 minutes.

IPX7 waterproof is defined as the speaker can be immersed in water up to 1m for up to 30 minutes.

IPX7 waterproof is defined as the speaker can be immersed in water up to 1m for up to 30 minutes.

IPX7 waterproof is defined as the speaker can be immersed in water up to 1m for up to 30 minutes.

IPX7 waterproof is defined as the speaker can be immersed in water up to 1m for up to 30 minutes.

IPX7 waterproof is defined as the speaker can be immersed in water up to 1m for up to 30 minutes.

IPX7 waterproof is defined as the speaker can be immersed in water up to 1m for up to 30 minutes.

IPX7 waterproof is defined as the speaker can be immersed in water up to 1m for up to 30 minutes.

IPX7 waterproof is defined as the speaker can be immersed in water up to 1m for up to 30 minutes.

IPX7 waterproof is defined as the speaker can be immersed in water up to 1m for up to 30 minutes.

IPX7 waterproof is defined as the speaker can be immersed in water up to 1m for up to 30 minutes.

IPX7 waterproof is defined as the speaker can be immersed in water up to 1m for up to 30 minutes.

IPX7 waterproof is defined as the speaker can be immersed in water up to 1m for up to 30 minutes.

IPX7 waterproof is defined as the speaker can be immersed in water up to 1m for up to 30 minutes.

IPX7 waterproof is defined as the speaker can be immersed in water up to 1m for up to 30 minutes.

IPX7 waterproof is defined as the speaker can be immersed in water up to 1m for up to 30 minutes.