



UNDER ARMOUR

SPORT WIRELESS REACT

IN-EAR SPORT HEADPHONES | ECOUTEURS DE SPORT



JBL

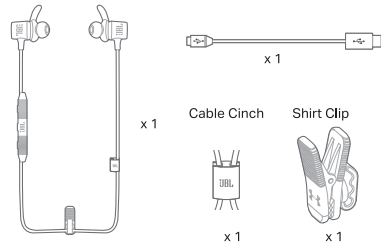


SPORT WIRELESS REACT

Quick Start Guide
Guide de démarrage rapide

1. WHAT'S IN THE BOX

UA Sport Wireless React Charging Cable



Sport Fit Ear Tips & Freebit Enhancers



Carrying Pouch, Quick Start Guide, Safety sheet, Warranty card, Warning card, and UA MapMyRun 12-Month Premium Membership card

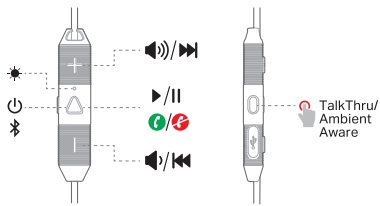


SPORT WIRELESS REACT

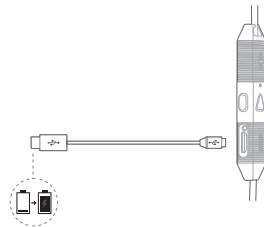
Quick Start Guide
Guide de démarrage rapide

2. OVERVIEW

2.1 Buttons and LEDs



2.2 Connections

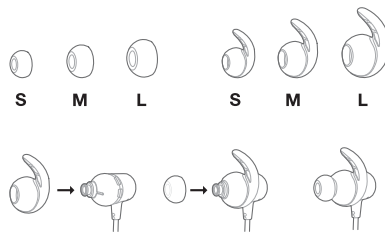


SPORT WIRELESS REACT

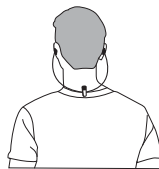
Quick Start Guide
Guide de démarrage rapide

3. WEARING THE HEADPHONE

3.1 Select the ear tips and Freebit enhancers that provide the most secure fit.



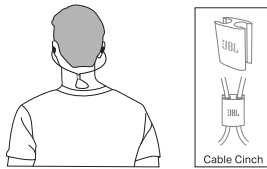
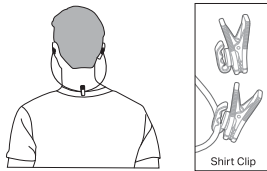
3.2 Wear behind the neck.



SPORT WIRELESS REACT

Quick Start Guide
Guide de démarrage rapide

- 3.3 Use the clip for securing the cable when moving.
Cinch to adjust the cable length if necessary.



SPORT WIRELESS REACT

Quick Start Guide
Guide de démarrage rapide

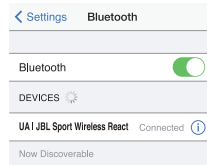
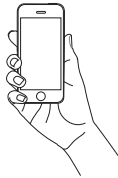
4. BLUETOOTH CONNECTION

4.1 Turn on the headphone.



4.2 If connecting for the first time, the headphone will enter pairing mode automatically after it is powered on.

4.3 Connect to bluetooth device.

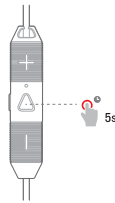


Choose "UA | JBL Sport Wireless React" to connect

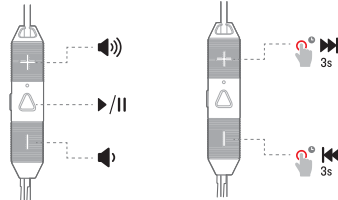
SPORT WIRELESS REACT

Quick Start Guide
Guide de démarrage rapide

- 4.4 After first time set up, your headphone will automatically reconnect if your device is nearby with Bluetooth ON.
- 4.5 To connect to a new device, begin with the device powered off, and hold the Play/Pause button for 5 seconds.



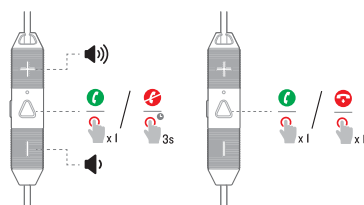
5. CONTROLLING MUSIC



SPORT WIRELESS REACT

Quick Start Guide
Guide de démarrage rapide

6. MANAGING PHONE CALLS



7. VOICE ASSISTANT



SPORT WIRELESS REACT

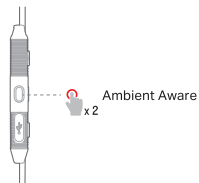
Quick Start Guide
Guide de démarrage rapide

8. TALKTHRU AND AMBIENT AWARE

8.1 Short press once to activate TalkThru, which allows you to clearly hear others for quick conversations, without removing your headphones. You will hear your music volume level lower when TalkThru Technology is engaged. Press again to turn off TalkThru.



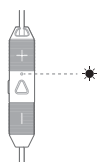
8.2 Double press to activate Ambient Aware, which allows you to hear your surroundings. Double press again to turn off Ambient Aware.



SPORT WIRELESS REACT

Quick Start Guide
Guide de démarrage rapide

9. LED BEHAVIORS



Headphone mode	LED Status
Power on	
Power off	
BT Pairing	
BT Connected	
TalkThru or Ambient Aware	
Low battery	
Charging in Progress	
Charging Complete	

Headphone mode	LED Status
Power on	
Power off	
BT Pairing	
BT Connected	
TalkThru or Ambient Aware	
Low battery	
Charging in Progress	
Charging Complete	

Headphone mode	LED Status
Power on	
Power off	
BT Pairing	
BT Connected	
TalkThru or Ambient Aware	
Low battery	
Charging in Progress	
Charging Complete	

Headphone mode	LED Status
Power on	
Power off	
BT Pairing	
BT Connected	
TalkThru or Ambient Aware	
Low battery	
Charging in Progress	
Charging Complete	

Headphone mode	LED Status
Power on	
Power off	
BT Pairing	
BT Connected	
TalkThru or Ambient Aware	
Low battery	
Charging in Progress	
Charging Complete	

SPORT WIRELESS REACT

Quick Start Guide Guide de démarrage rapide

Headphone mode	LED Status
Power on	
Power off	
BT Pairing	
BT Connected	
TalkThru or Ambient Aware	
Low battery	
Charging In Progress	
Charging Complete	

Headphone mode	LED Status
Power on	
Power off	
BT Pairing	
BT Connected	
TalkThru or Ambient Aware	
Low battery	
Charging In Progress	
Charging Complete	

Headphone mode	LED Status
Power on	
Power off	
BT Pairing	
BT Connected	
TalkThru or Ambient Aware	
Low battery	
Charging In Progress	
Charging Complete	









Headphone mode	LED Status
Power on	
Power off	
BT Pairing	
BT Connected	
TalkThru or Ambient Aware	
Low battery	
Charging In Progress	
Charging Complete	









Headphone mode	LED Status
Power on	
Power off	
BT Pairing	
BT Connected	
TalkThru or Ambient Aware	
Low battery	
Charging In Progress	
Charging Complete	









Headphone mode	LED Status
Power on	
Power off	
BT Pairing	
BT Connected	
TalkThru or Ambient Aware	
Low battery	
Charging In Progress	
Charging Complete	









SPORT WIRELESS REACT









Quick Start Guide Guide de démarrage rapide









Headphone mode	LED Status
Power on	
Power off	
BT Pairing	
BT Connected	
TalkThru or Ambient Aware	
Low battery	
Charging In Progress	
Charging Complete	

Headphone mode	LED Status
Power on	
Power off	
BT Pairing	
BT Connected	
TalkThru or Ambient Aware	
Low battery	
Charging In Progress	
Charging Complete	

Headphone mode	LED Status
Power on	
Power off	
BT Pairing	
BT Connected	
TalkThru or Ambient Aware	
Low battery	
Charging In Progress	
Charging Complete	

Headphone mode	LED Status
Power on	
Power off	
BT Pairing	
BT Connected	
TalkThru or Ambient Aware	
Low battery	
Charging In Progress	
Charging Complete	

Headphone mode	LED Status
Power on	
Power off	
BT Pairing	
BT Connected	
TalkThru or Ambient Aware	
Low battery	
Charging In Progress	
Charging Complete	

Headphone mode	LED Status
Power on	
Power off	
BT Pairing	
BT Connected	
TalkThru or Ambient Aware	
Low battery	
Charging In Progress	
Charging Complete	

SPORT WIRELESS REACT

Quick Start Guide
Guide de démarrage rapide

FRANÇAIS

1. WHAT'S IN THE BOX

2. OVERVIEW

- 2.1 Buttons and LEDs
- 3.2 Connection

3. WEARING THE HEADPHONE

- 3.1 Select the right ear tips and Freebit enhancers.
- 3.2 Wear behind the neck.
- 3.3 Use the clip.
- *Use the clip for fixing the headphone when moving

4. BLUETOOTH CONNECTION

- 4.1 Turn on the headphone
- 4.2 If connecting for the first time, the headphone will enter pairing mode automatically after it is powered on
- 4.3 Connect to bluetooth device
Choose "UA JBL Sport Wireless React" to connect

5. MUSIC CONTROL

6. PHONE CALL

7. TALKTHRU AND AMBIENT AWARE

- 7.1 Press and charge the mode to TalkThru, which you can clearly listen to the outside environment without removing your headphone.
- 7.2 Press once more to change it as Ambient Aware mode, which it will focus on outside environment.
- 7.3 Press again to turn it off

SPORT WIRELESS REACT

Quick Start Guide
Guide de démarrage rapide

ESPAÑOL

1. WHAT'S IN THE BOX

2. OVERVIEW

- 2.1 Buttons and LEDs
- 3.2 Connection

3. WEARING THE HEADPHONE

- 3.1 Select the right ear tips and Freebit enhancers.
- 3.2 Wear behind the neck.
- 3.3 Use the clip.
- *Use the clip for fixing the headphone when moving

4. BLUETOOTH CONNECTION

- 4.1 Turn on the headphone
- 4.2 If connecting for the first time, the headphone will enter pairing mode automatically after it is powered on
- 4.3 Connect to bluetooth device
Choose "UA | JBL Sport Wireless React" to connect

5. MUSIC CONTROL

6. PHONE CALL

7. TALKTHRU AND AMBIENT AWARE

- 7.1 Press and change the mode to TalkThru, which you can clearly listen to the outside environment without removing your headphone.
- 7.2 Press once more to change it as Ambient Aware mode, which it will focus on outside environment.
- 7.3 Press again to turn it off

SPORT WIRELESS REACT

Quick Start Guide
Guide de démarrage rapide

PORTUGUÊS (BRAZILIAN)

1. WHAT'S IN THE BOX

2. OVERVIEW

- 2.1 Buttons and LEDs
- 3.2 Connection

3. WEARING THE HEADPHONE

- 3.1 Select the right ear tips and Freebit enhancers.
 - 3.2 Wear behind the neck.
 - 3.3 Use the clip.
- *Use the clip for fixing the headphone when moving

4. BLUETOOTH CONNECTION

- 4.1 Turn on the headphone
- 4.2 If connecting for the first time, the headphone will enter pairing mode automatically after it is powered on
- 4.3 Connect to bluetooth device
Choose "UA1 JBL Sport Wireless React" to connect

5. MUSIC CONTROL

6. PHONE CALL

7. TALKTHRU AND AMBIENT AWARE

- 7.1 Press and change the mode to TalkThru, which you can clearly listen to the outside environment without removing your headphone.
- 7.2 Press once more to change it as Ambient Aware mode, which it will focus on outside environment.
- 7.3 Press again to turn it off

SPORT WIRELESS REACT

Quick Start Guide
Guide de démarrage rapide

DEUTSCH

1. WHAT'S IN THE BOX

2. OVERVIEW

- 2.1 Buttons and LEDs
- 3.2 Connection

3. WEARING THE HEADPHONE

- 3.1 Select the right ear tips and Freebit enhancers.
 - 3.2 Wear behind the neck.
 - 3.3 Use the clip.
- *Use the clip for fixing the headphone when moving

4. BLUETOOTH CONNECTION

- 4.1 Turn on the headphone
- 4.2 If connecting for the first time, the headphone will enter pairing mode automatically after it is powered on
- 4.3 Connect to bluetooth device
Choose "UA | JBL Sport Wireless React" to connect

5. MUSIC CONTROL

6. PHONE CALL

7. TALKTHRU AND AMBIENT AWARE

- 7.1 Press and change the mode to TalkThru, which you can clearly listen to the outside environment without removing your headphone.
- 7.2 Press once more to change it as Ambient Aware mode, which it will focus on outside environment.
- 7.3 Press again to turn it off

SPORT WIRELESS REACT

Quick Start Guide
Guide de démarrage rapide

ITALIANO

1. WHAT'S IN THE BOX

2. OVERVIEW

- 2.1 Buttons and LEDs
- 3.2 Connection

3. WEARING THE HEADPHONE

- 3.1 Select the right ear tips and Freebit enhancers.
- 3.2 Wear behind the neck.
- 3.3 Use the clip.
- *Use the clip for fixing the headphone when moving

4. BLUETOOTH CONNECTION

- 4.1 Turn on the headphone
- 4.2 If connecting for the first time, the headphone will enter pairing mode automatically after it is powered on
- 4.3 Connect to bluetooth device
Choose "UA | JBL Sport Wireless React" to connect

5. MUSIC CONTROL

6. PHONE CALL

7. TALKTHRU AND AMBIENT AWARE

- 7.1 Press and change the mode to TalkThru, which you can clearly listen to the outside environment without removing your headphone.
- 7.2 Press once more to change it as Ambient Aware mode, which it will focus on outside environment.
- 7.3 Press again to turn it off

SPORT WIRELESS REACT

Quick Start Guide
Guide de démarrage rapide

NEDERLANDS

1. WHAT'S IN THE BOX

2. OVERVIEW

- 2.1 Buttons and LEDs
- 3.2 Connection

3. WEARING THE HEADPHONE

- 3.1 Select the right ear tips and Freebit enhancers.
- 3.2 Wear behind the neck.
- 3.3 Use the clip.
- *Use the clip for fixing the headphone when moving

4. BLUETOOTH CONNECTION

- 4.1 Turn on the headphone
- 4.2 If connecting for the first time, the headphone will enter pairing mode automatically after it is powered on
- 4.3 Connect to bluetooth device
Choose "UA JBL Sport Wireless React" to connect

5. MUSIC CONTROL

6. PHONE CALL

7. TALKTHRU AND AMBIENT AWARE

- 7.1 Press and change the mode to TalkThru, which you can clearly listen to the outside environment without removing your headphones.
- 7.2 Press once more to change it as Ambient Aware mode, which it will focus on outside environment.
- 7.3 Press again to turn it off

SPORT WIRELESS REACT

Quick Start Guide
Guide de démarrage rapide

NORWEGIAN

1. WHAT'S IN THE BOX

2. OVERVIEW

- 2.1 Buttons and LEDs
- 3.2 Connection

3. WEARING THE HEADPHONE

- 3.1 Select the right ear tips and Freebit enhancers.
 - 3.2 Wear behind the neck.
 - 3.3 Use the clip.
- *Use the clip for fixing the headphone when moving

4. BLUETOOTH CONNECTION

- 4.1 Turn on the headphone
- 4.2 If connecting for the first time, the headphone will enter pairing mode automatically after it is powered on
- 4.3 Connect to bluetooth device
Choose "UA1 JBL Sport Wireless React" to connect

5. MUSIC CONTROL

6. PHONE CALL

7. TALKTHRU AND AMBIENT AWARE

- 7.1 Press and change the mode to TalkThru, which you can clearly listen to the outside environment without removing your headphone.
- 7.2 Press once more to change it as Ambient Aware mode, which it will focus on outside environment.
- 7.3 Press again to turn it off

SPORT WIRELESS REACT

Quick Start Guide
Guide de démarrage rapide

SUOMI

1. WHAT'S IN THE BOX

2. OVERVIEW

- 2.1 Buttons and LEDs
- 3.2 Connection

3. WEARING THE HEADPHONE

- 3.1 Select the right ear tips and Freebit enhancers.
 - 3.2 Wear behind the neck.
 - 3.3 Use the clip.
- *Use the clip for fixing the headphone when moving

4. BLUETOOTH CONNECTION

- 4.1 Turn on the headphone
- 4.2 If connecting for the first time, the headphone will enter pairing mode automatically after it is powered on
- 4.3 Connect to bluetooth device
Choose "UA1 JBL Sport Wireless React" to connect

5. MUSIC CONTROL

6. PHONE CALL

7. TALKTHRU AND AMBIENT AWARE

- 7.1 Press and change the mode to TalkThru, which you can clearly listen to the outside environment without removing your headphone.
- 7.2 Press once more to change it as Ambient Aware mode, which it will focus on outside environment.
- 7.3 Press again to turn it off

SPORT WIRELESS REACT

Quick Start Guide
Guide de démarrage rapide

SVENSKA

1. WHAT'S IN THE BOX

2. OVERVIEW

- 2.1 Buttons and LEDs
- 3.2 Connection

3. WEARING THE HEADPHONE

- 3.1 Select the right ear tips and Freebit enhancers.
- 3.2 Wear behind the neck.
- 3.3 Use the clip.
- *Use the clip for fixing the headphone when moving

4. BLUETOOTH CONNECTION

- 4.1 Turn on the headphone
- 4.2 If connecting for the first time, the headphone will enter pairing mode automatically after it is powered on
- 4.3 Connect to bluetooth device
Choose "UA | JBL Sport Wireless React" to connect

5. MUSIC CONTROL

6. PHONE CALL

7. TALKTHRU AND AMBIENT AWARE

- 7.1 Press and change the mode to TalkThru, which you can clearly listen to the outside environment without removing your headphones.
- 7.2 Press once more to change it as Ambient Aware mode, which it will focus on outside environment.
- 7.3 Press again to turn it off

SPORT WIRELESS REACT

Quick Start Guide
Guide de démarrage rapide

DANSK

1. WHAT'S IN THE BOX

2. OVERVIEW

- 2.1 Buttons and LEDs
- 3.2 Connection

3. WEARING THE HEADPHONE

- 3.1 Select the right ear tips and Freebit enhancers.
- 3.2 Wear behind the neck.
- 3.3 Use the clip.
- *Use the clip for fixing the headphone when moving

4. BLUETOOTH CONNECTION

- 4.1 Turn on the headphone
- 4.2 If connecting for the first time, the headphone will enter pairing mode automatically after it is powered on
- 4.3 Connect to bluetooth device
Choose "JBL Sport Wireless React" to connect

5. MUSIC CONTROL

6. PHONE CALL

7. TALKTHRU AND AMBIENT AWARE

- 7.1 Press and change the mode to TalkThru, which you can clearly listen to the outside environment without removing your headphone.
- 7.2 Press once more to change it as Ambient Aware mode, which it will focus on outside environment.
- 7.3 Press again to turn it off

SPORT WIRELESS REACT

Quick Start Guide

Guide de démarrage rapide

日本語

1. WHAT'S IN THE BOX

2. OVERVIEW

- 2.1 Buttons and LEDs
- 3.2 Connection

3. WEARING THE HEADPHONE

- 3.1 Select the right ear tips and Freebit enhancers.
- 3.2 Wear behind the neck.
- 3.3 Use the clip.
*Use the clip for fixing the headphone when moving

4. BLUETOOTH CONNECTION

- 4.1 Turn on the headphone
- 4.2 If connecting for the first time, the headphone will enter pairing mode automatically after it is powered on
- 4.3 Connect to bluetooth device
Choose "UA | JBL Sport Wireless React" to connect

5. MUSIC CONTROL

6. PHONE CALL

7. TALKTHRU AND AMBIENT AWARE

- 7.1 Press and change the mode to TalkThru, which you can clearly listen to the outside environment without removing your headphone.
- 7.2 Press once more to change it as Ambient Aware mode, which it will focus on outside environment.
- 7.3 Press again to turn it off

SPORT WIRELESS REACT

Quick Start Guide
Guide de démarrage rapide

POLSKI

1. WHAT'S IN THE BOX

2. OVERVIEW

- 2.1 Buttons and LEDs
- 2.2 Connection

3. WEARING THE HEADPHONE

- 3.1 Select the right ear tips and Freebit enhancers.
- 3.2 Wear behind the neck.
- 3.3 Use the dip.
*Use the dip for fixing the headphone when moving

4. BLUETOOTH CONNECTION

- 4.1 Turn on the headphone
- 4.2 If connecting for the first time, the headphone will enter pairing mode automatically after it is powered on
- 4.3 Connect to bluetooth device
Choose "UA | JBL Sport Wireless React" to connect

5. MUSIC CONTROL

6. PHONE CALL

7. TALKTHRU AND AMBIENT AWARE

- 7.1 Press and change the mode to TalkThru, which you can clearly listen to the outside environment without removing your headphone.
- 7.2 Press once more to change it as Ambient Aware mode, which it will focus on outside environment.
- 7.3 Press again to turn it off

SPORT WIRELESS REACT

Quick Start Guide

Guide de démarrage rapide

한국어

1. WHAT'S IN THE BOX

2. OVERVIEW

- 2.1 Buttons and LEDs
- 3.2 Connection

3. WEARING THE HEADPHONE

- 3.1 Select the right ear tips and Freebit enhancers.
- 3.2 Wear behind the neck.
- 3.3 Use the clip.
*Use the clip for fixing the headphone when moving

4. BLUETOOTH CONNECTION

- 4.1 Turn on the headphone
- 4.2 If connecting for the first time, the headphone will enter pairing mode automatically after it is powered on
- 4.3 Connect to bluetooth device
Choose "UA | JBL Sport Wireless React" to connect

5. MUSIC CONTROL

6. PHONE CALL

7. TALKTHRU AND AMBIENT AWARE

- 7.1 Press and change the mode to TalkThru, which you can clearly listen to the outside environment without removing your headphone.
- 7.2 Press once more to change it as Ambient Aware mode, which it will focus on outside environment.
- 7.3 Press again to turn it off

SPORT WIRELESS REACT

Quick Start Guide
Guide de démarrage rapide

CHINESE (SIMPLIFIED)

1. WHAT'S IN THE BOX

2. OVERVIEW

- 2.1 Buttons and LEDs
- 3.2 Connection

3. WEARING THE HEADPHONE

- 3.1 Select the right ear tips and Freebit enhancers.
- 3.2 Wear behind the neck.
- 3.3 Use the clip.
- *Use the clip for fixing the headphone when moving

4. BLUETOOTH CONNECTION

- 4.1 Turn on the headphone
- 4.2 If connecting for the first time, the headphone will enter pairing mode automatically after it is powered on
- 4.3 Connect to bluetooth device
Choose "UA | JBL Sport Wireless React" to connect

5. MUSIC CONTROL

6. PHONE CALL

7. TALKTHRU AND AMBIENT AWARE

- 7.1 Press and change the mode to TalkThru, which you can clearly listen to the outside environment without removing your headphone.
- 7.2 Press once more to change it as Ambient Aware mode, which it will focus on outside environment.
- 7.3 Press again to turn it off

SPORT WIRELESS REACT

Quick Start Guide

Guide de démarrage rapide

CHINESE (TRADITIONAL)

1. WHAT'S IN THE BOX

2. OVERVIEW

- 2.1 Buttons and LEDs
- 3.2 Connection

3. WEARING THE HEADPHONE

- 3.1 Select the right ear tips and Freebit enhancers.
 - 3.2 Wear behind the neck.
 - 3.3 Use the clip.
- *Use the clip for fixing the headphone when moving

4. BLUETOOTH CONNECTION

- 4.1 Turn on the headphone
- 4.2 If connecting for the first time, the headphone will enter pairing mode automatically after it is powered on
- 4.3 Connect to bluetooth device
Choose "JA | JBL Sport Wireless React" to connect

5. MUSIC CONTROL

6. PHONE CALL

7. TALKTHRU AND AMBIENT AWARE

- 7.1 Press and change the mode to TalkThru, which you can clearly listen to the outside environment without removing your headphone.
- 7.2 Press once more to change it as Ambient Aware mode, which it will focus on outside environment.
- 7.3 Press again to turn it off

SPORT WIRELESS REACT

Quick Start Guide
Guide de démarrage rapide

BAHASA INDONESIA

1. WHAT'S IN THE BOX

2. OVERVIEW

- 2.1 Buttons and LEDs
- 3.2 Connection

3. WEARING THE HEADPHONE

- 3.1 Select the right ear tips and Freebit enhancers.
- 3.2 Wear behind the neck.
- 3.3 Use the clip.
*Use the clip for fixing the headphone when moving

4. BLUETOOTH CONNECTION

- 4.1 Turn on the headphone
- 4.2 If connecting for the first time, the headphone will enter pairing mode automatically after it is powered on
- 4.3 Connect to bluetooth device
Choose "UA | JBL Sport Wireless React" to connect

5. MUSIC CONTROL

6. PHONE CALL

7. TALKTHRU AND AMBIENT AWARE

- 7.1 Press and change the mode to TalkThru, which you can clearly listen to the outside environment without removing your headphone.
- 7.2 Press once more to change it as Ambient Aware mode, which it will focus on outside environment.
- 7.3 Press again to turn it off

SPORT WIRELESS REACT

Quick Start Guide

Guide de démarrage rapide

EN

- Driver size: 5.8mm
- Dynamic frequency response range: 20Hz-20kHz
- Sensitivity: 102dB
- Maximum SPL: 110dB
- Microphone sensitivity @1kHz dB v/pa: -42
- Impedance: 16ohm
- Bluetooth transmitted power: 0-4dbm
- Bluetooth transmitted modulation: GFSK,π/4DQPSK, 8DPSK
- Bluetooth frequency: 2.402GHz-2.48GHz
- Bluetooth profiles: HFP v1.6, v1.1, A2DP v1.3, AVRCP v1.6
- Bluetooth version: V4.2
- Battery type: Polymer Li-Ion Battery (3.7Vdc, 85mAh)
- Charging time: 2 hours
- Music play time with BT on: Up to 8 hours
- Talk time with BT on: Up to 8 hours
- Weight (g): 16.5g

FR

- Driver size: 5.8mm
- Dynamic frequency response range: 20Hz-20kHz
- Sensitivity: 102dB
- Maximum SPL: 110dB
- Microphone sensitivity @1kHz dB v/pa: -42
- Impedance: 16ohm
- Bluetooth transmitted power: 0-4dbm
- Bluetooth transmitted modulation: GFSK,π/4DQPSK, 8DPSK
- Bluetooth frequency: 2.402GHz-2.48GHz
- Bluetooth profiles: HFP v1.6, v1.1, A2DP v1.3, AVRCP v1.6
- Bluetooth version: V4.2
- Battery type: Polymer Li-Ion Battery (3.7Vdc, 85mAh)
- Charging time: 2 hours
- Music play time with BT on: Up to 8 hours
- Talk time with BT on: Up to 8 hours
- Weight (g): 16.5g

ES

- Driver size: 5.8mm
- Dynamic frequency response range: 20Hz-20kHz
- Sensitivity: 102dB
- Maximum SPL: 110dB
- Microphone sensitivity @1kHz dB v/pa: -42
- Impedance: 16ohm
- Bluetooth transmitted power: 0-4dbm
- Bluetooth transmitted modulation: GFSK,π/4DQPSK, 8DPSK
- Bluetooth frequency: 2.402GHz-2.48GHz
- Bluetooth profiles: HFP v1.6, v1.1, A2DP v1.3, AVRCP v1.6
- Bluetooth version: V4.2
- Battery type: Polymer Li-Ion Battery (3.7Vdc, 85mAh)
- Charging time: 2 hours
- Music play time with BT on: Up to 8 hours
- Talk time with BT on: Up to 8 hours
- Weight (g): 16.5g

SPORT WIRELESS REACT

Quick Start Guide

Guide de démarrage rapide

PT(BR)

- Driver size: 5.8mm
- Dynamic frequency response range: 20Hz-20kHz
- Sensitivity: 102dB
- Maximum SPL: 110dB
- Microphone sensitivity @1kHz dB v/pa: -42
- Impedance: 16ohm
- Bluetooth transmitted power: 0-4dbm
- Bluetooth transmitted modulation: GFSK,π4DQPSK, 8DPSK
- Bluetooth frequency: 2.402GHz-2.48GHz
- Bluetooth profiles: HFP v1.6, v1.1, A2DP v1.3, AVRCP v1.6
- Bluetooth version: V4.2
- Battery type: Polymer Li-Ion Battery (3.7Vdc, 85mAh)
- Charging time: 2 hours
- Music play time with BT on: Up to 8 hours
- Talk time with BT on: Up to 8 hours
- Weight (g): 16.5g

DE

- Driver size: 5.8mm
- Dynamic frequency response range: 20Hz-20kHz
- Sensitivity: 102dB
- Maximum SPL: 110dB
- Microphone sensitivity @1kHz dB v/pa: -42
- Impedance: 16ohm
- Bluetooth transmitted power: 0-4dbm
- Bluetooth transmitted modulation: GFSK,π4DQPSK, 8DPSK
- Bluetooth frequency: 2.402GHz-2.48GHz
- Bluetooth profiles: HFP v1.6, v1.1, A2DP v1.3, AVRCP v1.6
- Bluetooth version: V4.2
- Battery type: Polymer Li-Ion Battery (3.7Vdc, 85mAh)
- Charging time: 2 hours
- Music play time with BT on: Up to 8 hours
- Talk time with BT on: Up to 8 hours
- Weight (g): 16.5g

IT

- Driver size: 5.8mm
- Dynamic frequency response range: 20Hz-20kHz
- Sensitivity: 102dB
- Maximum SPL: 110dB
- Microphone sensitivity @1kHz dB v/pa: -42
- Impedance: 16ohm
- Bluetooth transmitted power: 0-4dbm
- Bluetooth transmitted modulation: GFSK,π4DQPSK, 8DPSK
- Bluetooth frequency: 2.402GHz-2.48GHz
- Bluetooth profiles: HFP v1.6, v1.1, A2DP v1.3, AVRCP v1.6
- Bluetooth version: V4.2
- Battery type: Polymer Li-Ion Battery (3.7Vdc, 85mAh)
- Charging time: 2 hours
- Music play time with BT on: Up to 8 hours
- Talk time with BT on: Up to 8 hours
- Weight (g): 16.5g

SPORT WIRELESS REACT

Quick Start Guide

Guide de démarrage rapide

NL

- Driver size: 5.8mm
- Dynamic frequency response range: 20Hz-20kHz
- Sensitivity: 102dB
- Maximum SPL: 110dB
- Microphone sensitivity @1kHz dB v/pa: -42
- Impedance: 16ohm
- Bluetooth transmitted power: 0-4dbm
- Bluetooth transmitted modulation: GFSK,π4DQPSK, 8DPSK
- Bluetooth frequency: 2.402GHz-2.48GHz
- Bluetooth profiles: HFP v1.6, v1.1, A2DP v1.3, AVRCP v1.6
- Bluetooth version: V4.2
- Battery type: Polymer Li-ion Battery (3.7Vdc, 85mAh)
- Charging time: 2 hours
- Music play time with BT on: Up to 8 hours
- Talk time with BT on: Up to 8 hours
- Weight (g): 16.5g

NO

- Driver size: 5.8mm
- Dynamic frequency response range: 20Hz-20kHz
- Sensitivity: 102dB
- Maximum SPL: 110dB
- Microphone sensitivity @1kHz dB v/pa: -42
- Impedance: 16ohm
- Bluetooth transmitted power: 0-4dbm
- Bluetooth transmitted modulation: GFSK,π4DQPSK, 8DPSK
- Bluetooth frequency: 2.402GHz-2.48GHz
- Bluetooth profiles: HFP v1.6, v1.1, A2DP v1.3, AVRCP v1.6
- Bluetooth version: V4.2
- Battery type: Polymer Li-ion Battery (3.7Vdc, 85mAh)
- Charging time: 2 hours
- Music play time with BT on: Up to 8 hours
- Talk time with BT on: Up to 8 hours
- Weight (g): 16.5g

FI

- Driver size: 5.8mm
- Dynamic frequency response range: 20Hz-20kHz
- Sensitivity: 102dB
- Maximum SPL: 110dB
- Microphone sensitivity @1kHz dB v/pa: -42
- Impedance: 16ohm
- Bluetooth transmitted power: 0-4dbm
- Bluetooth transmitted modulation: GFSK,π4DQPSK, 8DPSK
- Bluetooth frequency: 2.402GHz-2.48GHz
- Bluetooth profiles: HFP v1.6, v1.1, A2DP v1.3, AVRCP v1.6
- Bluetooth version: V4.2
- Battery type: Polymer Li-ion Battery (3.7Vdc, 85mAh)
- Charging time: 2 hours
- Music play time with BT on: Up to 8 hours
- Talk time with BT on: Up to 8 hours
- Weight (g): 16.5g

SPORT WIRELESS REACT

Quick Start Guide

Guide de démarrage rapide

SV

- Driver size: 5.8mm
- Dynamic frequency response range: 20Hz-20kHz
- Sensitivity: 102dB
- Maximum SPL: 110dB
- Microphone sensitivity @1kHz dB v/pa: -42
- Impedance: 16ohm
- Bluetooth transmitted power: 0-4dbm
- Bluetooth transmitted modulation: GFSK,π/4DQPSK, 8DPSK
- Bluetooth frequency: 2.402GHz-2.48GHz
- Bluetooth profiles: HFP v1.8, v1.1, A2DP v1.3, AVRCP v1.6
- Bluetooth version: V4.2
- Battery type: Polymer Li-ion Battery (3.7Vdc, 85mAh)
- Charging time: 2 hours
- Music play time with BT on: Up to 8 hours
- Talk time with BT on: Up to 8 hours
- Weight (g): 16.5g

DA

- Driver size: 5.8mm
- Dynamic frequency response range: 20Hz-20kHz
- Sensitivity: 102dB
- Maximum SPL: 110dB
- Microphone sensitivity @1kHz dB v/pa: -42
- Impedance: 16ohm
- Bluetooth transmitted power: 0-4dbm
- Bluetooth transmitted modulation: GFSK,π/4DQPSK, 8DPSK
- Bluetooth frequency: 2.402GHz-2.48GHz
- Bluetooth profiles: HFP v1.8, v1.1, A2DP v1.3, AVRCP v1.6
- Bluetooth version: V4.2
- Battery type: Polymer Li-ion Battery (3.7Vdc, 85mAh)
- Charging time: 2 hours
- Music play time with BT on: Up to 8 hours
- Talk time with BT on: Up to 8 hours
- Weight (g): 16.5g

JP

- Driver size: 5.8mm
- Dynamic frequency response range: 20Hz-20kHz
- Sensitivity: 102dB
- Maximum SPL: 110dB
- Microphone sensitivity @1kHz dB v/pa: -42
- Impedance: 16ohm
- Bluetooth transmitted power: 0-4dbm
- Bluetooth transmitted modulation: GFSK,π/4DQPSK, 8DPSK
- Bluetooth frequency: 2.402GHz-2.48GHz
- Bluetooth profiles: HFP v1.8, v1.1, A2DP v1.3, AVRCP v1.6
- Bluetooth version: V4.2
- Battery type: Polymer Li-ion Battery (3.7Vdc, 85mAh)
- Charging time: 2 hours
- Music play time with BT on: Up to 8 hours
- Talk time with BT on: Up to 8 hours
- Weight (g): 16.5g

SPORT WIRELESS REACT

Quick Start Guide Guide de démarrage rapide

PL

- Driver size: 5.8mm
- Dynamic frequency response range: 20Hz-20kHz
- Sensitivity: 102dB
- Maximum SPL: 110dB
- Microphone sensitivity @1kHz dB v/pa: -42
- Impedance: 16ohm
- Bluetooth transmitted power: 0-4dbm
- Bluetooth transmitted modulation: GFSK, m4DQPSK, 8DPSK
- Bluetooth frequency: 2.402GHz-2.48GHz
- Bluetooth profiles: HFP v1.6, v1.1, A2DP v1.3, AVRCP v1.6
- Bluetooth version: V4.2
- Battery type: Polymer Li-Ion Battery (3.7Vdc, 85mAh)
- Charging time: 2 hours
- Music play time with BT on: Up to 8 hours
- Talk time with BT on: Up to 8 hours
- Weight (g): 16.5g

KO

- Driver size: 5.8mm
- Dynamic frequency response range: 20Hz-20kHz
- Sensitivity: 102dB
- Maximum SPL: 110dB
- Microphone sensitivity @1kHz dB v/pa: -42
- Impedance: 16ohm
- Bluetooth transmitted power: 0-4dbm
- Bluetooth transmitted modulation: GFSK, m4DQPSK, 8DPSK
- Bluetooth frequency: 2.402GHz-2.48GHz
- Bluetooth profiles: HFP v1.6, v1.1, A2DP v1.3, AVRCP v1.6
- Bluetooth version: V4.2
- Battery type: Polymer Li-Ion Battery (3.7Vdc, 85mAh)
- Charging time: 2 hours
- Music play time with BT on: Up to 8 hours
- Talk time with BT on: Up to 8 hours
- Weight (g): 16.5g

CHS

- Driver size: 5.8mm
- Dynamic frequency response range: 20Hz-20kHz
- Sensitivity: 102dB
- Maximum SPL: 110dB
- Microphone sensitivity @1kHz dB v/pa: -42
- Impedance: 16ohm
- Bluetooth transmitted power: 0-4dbm
- Bluetooth transmitted modulation: GFSK, m4DQPSK, 8DPSK
- Bluetooth frequency: 2.402GHz-2.48GHz
- Bluetooth profiles: HFP v1.6, v1.1, A2DP v1.3, AVRCP v1.6
- Bluetooth version: V4.2
- Battery type: Polymer Li-Ion Battery (3.7Vdc, 85mAh)
- Charging time: 2 hours
- Music play time with BT on: Up to 8 hours
- Talk time with BT on: Up to 8 hours
- Weight (g): 16.5g

SPORT WIRELESS REACT

Quick Start Guide Guide de démarrage rapide

CMT

- Driver size: 5.8mm
- Dynamic frequency response range: 20Hz-20kHz
- Sensitivity: 102dB
- Maximum SPL: 110dB
- Microphone sensitivity @1kHz dB v/pa: -42
- Impedance: 16ohm
- Bluetooth transmitted power: 0-4dbm
- Bluetooth transmitted modulation: GFSK, m4DQPSK, 8DPSK
- Bluetooth frequency: 2.402GHz-2.48GHz
- Bluetooth profiles: HFP v1.8, v1.1, A2DP v1.3, AVRCP v1.6
- Bluetooth version: V4.2
- Battery type: Polymer Li-Ion Battery (3.7Vdc, 85mAh)
- Charging time: 2 hours
- Music play time with BT on: Up to 8 hours
- Talk time with BT on: Up to 8 hours
- Weight (g): 16.5g

ID

- Driver size: 5.8mm
- Dynamic frequency response range: 20Hz-20kHz
- Sensitivity: 102dB
- Maximum SPL: 110dB
- Microphone sensitivity @1kHz dB v/pa: -42
- Impedance: 16ohm
- Bluetooth transmitted power: 0-4dbm
- Bluetooth transmitted modulation: GFSK, m4DQPSK, 8DPSK
- Bluetooth frequency: 2.402GHz-2.48GHz
- Bluetooth profiles: HFP v1.8, v1.1, A2DP v1.3, AVRCP v1.6
- Bluetooth version: V4.2
- Battery type: Polymer Li-Ion Battery (3.7Vdc, 85mAh)
- Charging time: 2 hours
- Music play time with BT on: Up to 8 hours
- Talk time with BT on: Up to 8 hours
- Weight (g): 16.5g

SPORT WIRELESS REACT

Quick Start Guide
Guide de démarrage rapide

Торговая марка : JBL
Назначение товара : Пользовательские наушники
Изготовитель : Харман Интернешнл Индастриз Инкорпорейтед,
США, 06901 Коннектикут, г.Стэмфорд, Атлантик
Стрит 400, офис 1500
Страна происхождения : Китай
Импортер в Россию : ООО "ХАРМАН РУС СиАйЭс", Россия, 127018,
г.Москва, ул. Двинцев, д.12, к 1
Гарантийный период : 1 год
Информация о
сервисных центрах : www.harman.com/ru тел. +7-800-700-0467
Срок службы : 2 года

Товар сертифицирован



Дата производства : Дата изготовления устройства определяется по
двум буквенным обозначениям из второй группы
символов серийного номера изделия, следующих
после разделительного знака «-».
Кодировка соответствует порядку букв латинского
алфавита, начиная с января 2010 года:
000000-MY0000000, где «M» - месяц производства
(А - январь, В - февраль, С - март и т.д.)
и «Y» - год производства
(А - 2010, В - 2011, С - 2012 и т.д.).



The Bluetooth® word mark and logos are registered trademarks owned by Bluetooth SIG, Inc. and any use of such marks by HARMAN International Industries, Incorporated is under license. Other trademarks and trade names are those of their respective owners.

SPORT WIRELESS REACT

Quick Start Guide
Guide de démarrage rapide



Este equipamento não tem direito à proteção contra interferência prejudicial e não pode causar interferência em sistemas devidamente autorizados.

Este produto está homologado pela ANATEL, de acordo com os procedimentos regulamentados pela Resolução 242/2000, e atende aos requisitos técnicos aplicados.

Para maiores informações, consulte o site da ANATEL – www.anatel.gov.br



TR04712_B

 SPORT WIRELESS **REACT**