


IMPORTANT SAFETY INSTRUCTIONS



FOR ALL PRODUCTS:

1. Read these instructions.
2. Keep these instructions.
3. Heed all warnings.
4. Follow all instructions.
5. Do not use this apparatus near water.
6. Clean only with a dry cloth.
7. Do not block any ventilation openings. Install this apparatus in accordance with the manufacturer's instructions.
8. Do not install this apparatus near any heat sources such as radiators, heat registers, stoves or other apparatus (including amplifiers) that produce heat.
9. Do not defeat the safety purpose of the polarized or grounding-type plug. A polarized plug has two blades with one wider than the other. A grounding-type plug has two blades and a third grounding prong. The wide blade or the third prong is provided for your safety. If the provided plug does not fit into your outlet, consult an electrician for replacement of the obsolete outlet.
10. Protect the power cord from being walked on or pinched, particularly at plugs, convenience receptacles and the point where they exit from the apparatus.
11. Use only attachments/accessories specified by the manufacturer.
12. Use only with the cart, stand, tripod, bracket or table specified by the manufacturer or sold with the apparatus. When a cart is used, use caution when moving the cart/apparatus combination to avoid injury from tip-over. 
13. Unplug this apparatus during lightning storms or when unused for long periods of time.
14. Refer all servicing to qualified service personnel. Servicing is required when the apparatus has been damaged in any way, such as when the power-supply cord or plug is damaged, liquid has been spilled or objects have fallen into the apparatus, or the apparatus has been exposed to rain or moisture, does not operate normally or has been dropped.
15. Do not expose this apparatus to dripping or splashing, and ensure that no objects filled with liquids, such as vases, are placed on the apparatus.
16. To disconnect this apparatus from the AC mains completely, disconnect the power-supply cord plug from the AC receptacle.
17. The mains plug of the power-supply cord shall remain readily operable.
18. Do not expose batteries to excessive heat such as sunshine, fire or the like.

CAUTION

RISK OF ELECTRIC SHOCK. DO NOT OPEN.



THE LIGHTNING FLASH WITH AN ARROWHEAD SYMBOL, WITHIN AN EQUILATERAL TRIANGLE, IS INTENDED TO ALERT THE USER TO THE PRESENCE OF UNINSULATED "DANGEROUS VOLTAGE" WITHIN THE PRODUCT'S ENCLOSURE THAT MAY BE OF SUFFICIENT MAGNITUDE TO CONSTITUTE A RISK OF ELECTRIC SHOCK TO PERSONS.



THE EXCLAMATION POINT WITHIN AN EQUILATERAL TRIANGLE IS INTENDED TO ALERT THE USER TO THE PRESENCE OF IMPORTANT OPERATING AND MAINTENANCE (SERVICING) INSTRUCTIONS IN THE LITERATURE ACCOMPANYING THE PRODUCT.

WARNING: TO REDUCE THE RISK OF FIRE OR ELECTRIC SHOCK, DO NOT EXPOSE THIS APPARATUS TO RAIN OR MOISTURE.

FCC AND IC STATEMENT FOR USERS (USA AND CANADA ONLY)

This device complies with part 15 of the FCC Rules. Operation is subject to the following two conditions: (1) This device may not cause harmful interference, and (2) this device must accept any interference received, including interference that may cause undesired operation.

This Class B digital apparatus complies with Canadian ICES-003.

Cet appareil numérique de la classe B est conforme à la norme NMB-003 du Canada.

FEDERAL COMMUNICATIONS COMMISSION INTERFERENCE STATEMENT

This equipment has been tested and found to comply with the limits for a Class B digital device, pursuant to Part 15 of the FCC Rules. These limits are designed to provide reasonable protection against harmful interference in a residential installation. This equipment generates, uses and can radiate radio frequency energy and, if not installed and used in accordance with the instructions, may cause harmful interference to radio communications. However, there is no guarantee that interference will not occur in a

particular installation. If this equipment does cause harmful interference to radio or television reception, which can be determined by turning the equipment off and on, the user is encouraged to try to correct the interference by one or more of the following measures:

- Reorient or relocate the receiving antenna.
- Increase the separation between the equipment and receiver.
- Connect the equipment into an outlet on a circuit different from that to which the receiver is connected.
- Consult the dealer or an experienced radio/TV technician for help.

Caution: Changes or modifications not expressly approved by HARMAN could void the user's authority to operate the equipment.

FOR PRODUCTS THAT TRANSMIT RF ENERGY:

FCC AND IC INFORMATION FOR USERS

This device complies with Part 15 of the FCC rules and Industry Canada license-exempt RSS 210. Operation is subject to the following two conditions: (1) This device may not cause harmful interference; and (2) this device must accept any interference received, including interference that may cause undesired operation.

FCC/IC Radiation Exposure Statement

This equipment complies with FCC/IC RSS-102 radiation exposure limits set forth for an uncontrolled environment. This equipment should be installed and operated with minimum distance 20cm between the radiator & your body.

FOR PRODUCTS WITH RADIO RECEIVERS THAT CAN USE AN EXTERNAL ANTENNA (USA ONLY):

CATV (CABLE TV) OR ANTENNA GROUNDING

If an outside antenna or cable system is connected to this product, be certain that it is grounded so as to provide some protection against voltage surges and static charges. Section 810 of the National Electrical Code (NEC), ANSI/NFPA No. 70-1984, provides information with respect to proper grounding of the mast and supporting structure, grounding of the lead-in wire to an antenna discharge unit, size of grounding conductors, location of antenna discharge unit, connection to grounding electrodes and requirements of the grounding electrode.

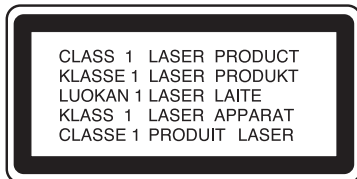
NOTE TO CATV SYSTEM INSTALLER:

This reminder is provided to call the CATV (cable TV) system installer's attention to article 820-40 of the NEC, which provides guidelines for proper grounding and, in particular, specifies that the cable ground shall be connected to the grounding system of the building, as close to the point of cable entry as possible.

IMPORTANT SAFETY INSTRUCTIONS



FOR CD/DVD/BLU-RAY DISC™ PLAYERS:



CAUTION: This product uses a laser system. To prevent direct exposure to the laser beam, do not open the cabinet enclosure or defeat any of the safety mechanisms provided for your protection. **DO NOT STARE INTO THE LASER BEAM.** To ensure proper use of this product, please read the owner's manual carefully and retain it for future use. Should the unit require maintenance or repair, please contact your local JBL service center. Refer servicing to qualified personnel only.

FOR ALL EU COUNTRIES:

FOR PRODUCTS THAT INCLUDE AUDIO OUT

Prevention of hearing loss

CAUTION: Permanent hearing loss may occur if earphones or headphones are used at high volume for prolonged periods of time.

For France, the products have been tested to comply with the Sound Pressure Level requirement laid down in the applicable NF EN50332-1:2000 and/or EN50332-2:2003 standards as required by French Article L.5232-1.



Note: To prevent possible hearing damage, do not listen at high volume levels for long periods.

WEEE NOTICE

The Directive on Waste Electrical and Electronic Equipment (WEEE), which entered into force as European law on 13th February 2003, resulted in a major change in the treatment of electrical equipment at end-of-life.

The purpose of this Directive is, as a first priority, the prevention of WEEE, and in addition, to promote the reuse, recycling and other forms of recovery of such wastes so as to reduce disposal.

The WEEE logo on the product or on its box indicating collection for electrical and electronic equipment consists of the crossed-out wheeled bin, as shown below.



This product must not be disposed of or dumped with your other household waste. You are liable to dispose of all your electronic or electrical waste equipment by relocating over to the specified collection point for recycling of such hazardous waste. Isolated collection and proper recovery of your electronic and electrical waste equipment at the time of disposal will allow us to help conserving natural resources. Moreover, proper recycling of the electronic and electrical waste equipment will ensure safety of human health and environment. For more information about electronic and electrical waste equipment disposal, recovery, and collection points, please contact your local city center, household waste disposal service, shop from where you purchased the equipment, or manufacturer of the equipment.

ROHS COMPLIANCE

This product is in compliance with Directive 2011/65/EU of the European Parliament and of the Council of 8 June 2011 on the restriction of the use of certain hazardous substances in electrical and electronic equipment.

FOR PRODUCTS THAT INCLUDE BATTERIES

EU Batteries Directive 2006/66/EC

A new battery directive 2006/66/EC on Battery and Accumulator replacing directive entered into force on the 26th September 2008. The directive applies to all types of batteries and accumulators (AA, AAA, button cells, lead acid, rechargeable packs) including those incorporated into appliances except for military, medical and power tool applications.

The directive sets out rules for collection, treatment, recycling and disposal of batteries, and aims to prohibit certain hazardous substances and to improve environmental performance of batteries and all operators in the supply chain.

Instructions for Users on Removal, Recycling and Disposal of Used Batteries

To remove the batteries from your equipment or remote control, reverse the procedure described in the owner's manual for inserting batteries.

For products with a built-in battery that lasts for the lifetime of the product, removal may not be possible for the user. In this case, recycling or recovery centers handle the dismantling of the product and the removal of the battery. If, for any reason, it becomes necessary to replace such a battery, this procedure must be performed by authorized service centers.

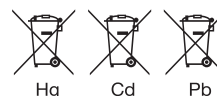
In the European Union and other locations, it is illegal to dispose of any battery with household trash. All batteries must be disposed of in an environmentally sound manner. Contact your local waste-management officials for information regarding the environmentally sound collection, recycling and disposal of used batteries.

WARNING: Danger of explosion if battery is incorrectly replaced. To reduce risk of fire or burns, don't disassemble, crush, puncture, short external contacts, expose to temperature above 60°C (140°F), or dispose of in fire or water. Replace only with specified batteries.

The symbol indicating 'separate collection' for all batteries and accumulators shall be the crossed-out wheeled bin shown below:



In case of batteries, accumulators and button cells containing more than 0.0005 % mercury, more than 0.002 % cadmium or more than 0.004 % lead, shall be marked with the chemical symbol for the metal concerned: Hg, Cd or Pb respectively. Please Refer to the below symbol:



FOR ALL PRODUCTS EXCEPT THOSE WITH WIRELESS OPERATION:

HARMAN International hereby declares that this equipment is in compliance with the EMC 2004/108/EC Directive, LVD 2006/95/EC Directive, ErP 2009/125/EC Directive and RoHS 2011/65/EU Directive. The declaration of conformity may be consulted in the support section of our Web site, accessible from www.jbl.com.

FOR ALL PRODUCTS WITH WIRELESS OPERATION:

HARMAN International hereby declares that this equipment is in compliance with the essential requirements and other relevant provisions of Directive 1999/5/EC, ErP 2009/125/EC Directive and RoHS 2011/65/EU Directive. The declaration of conformity may be consulted in the support section of our Web site, accessible from www.jbl.com.

 HARMAN International Industries, Incorporated
8500 Balboa Boulevard, Northridge, CA 91329 USA

© 2013 HARMAN International Industries, Incorporated. All rights reserved.

JBL is a trademark of HARMAN International Industries, Incorporated, registered in the United States and/or other countries.

Blu-ray Disc is a trademark of the Blu-ray Disc Association.

Features, specifications and appearance are subject to change without notice.



www.jbl.com

1. **Product model number**
 - a. JBL PULSE
2. **Product name**
 - a. Portable wireless speaker with rechargeable battery and light effects
3. **Product feature outline**
 - a. Wirelessly stream music from any Bluetooth enabled device
 - b. Built in re-chargeable battery enables use anywhere
 - c. 64 built-in programmable LEDs - a lighting system that follows the rhythm of your music
 - d. Aux in for connection of non-wireless sources
 - e. NFC for easy Bluetooth setup
4. **Initial setup**
 - a. Plug the USB cable into the JBL Pulse and plug the other end into the USB adapter for charging
 - b. Charge the battery for 8 hours before use (recommended)
 - c. Plug in any external device to the 3.5mm aux in for non wireless audio playback
5. **Setup Bluetooth **NFC NOT IMPLEMENTED YET – START FROM STEP C.****
 - a. Turn NFC function on in your phone (if applicable)
 - b. Tap phone to NFC sensor on the rear of the Harman JBL Pulse and phone will connect automatically
 - c. For non-NFC phones, press the Bluetooth button on the JBL Pulse and search using the Bluetooth function of your phone/tablet
 - d. The speaker will appear as “JBL Pulse” in your phone’s wireless speaker list
 - e. Enter “0000” as the pairing key if prompted
6. **How to operate product**
 - a. Change Volume level by pressing the ‘-’ and ‘+’ buttons
 - b. Select the Bluetooth source by pressing the Bluetooth button
 - c. Press the “Light mode” button for cycling through different light modes
7. **Product technical spec**

Power supply: 5VDC, 2.3A

Power consumption: 25W maximum, <0.5W eco-standby mode

Transducers:1.5”(40mm)x2

Amplifier power: 6W X2

Frequency response:105~20kHz

Signal-to-noise ratio: 80dB

Dimensions (Dia x H): 79mmx182mm

Battery type: Polymer Li-ion 3.7V/4000mAh

Input connections:3.5mm

Listening time on battery power: 5 hours

Battery charge time: 3 hours

Bluetooth transmitter frequency range: 2.402 – 2.480 GHz

Bluetooth transmitter power: 0 ~ 4dBm

Bluetooth transmitter modulation: GFSK, $\pi/4$ DQPSK, 8DPSK

8. Company name:

- a. HARMAN International Industries, Incorporated, 8500 Balboa Boulevard,
Northridge, CA 91329 USA

FCC Warning

This device complies with Part 15 of the FCC Rules. Operation is subject to the following two conditions:

- (1) this device may not cause harmful interference, and
- (2) this device must accept any interference received,
including interference that may cause undesired operation.

NOTE 1: Any changes or modifications to this unit not expressly approved by the party responsible for compliance could void the user's authority to operate the equipment.

?