

**TO INSERT
BATTERIES**

Phillips/cross head screwdriver (not included) needed to insert batteries. Loosen screws in each battery compartment covers (screws remain attached to covers). Remove covers. Insert 4 x 1.5V AAA alkaline batteries (not included) into each walkie-talkie. Replace covers and tighten screws.

IMPORTANT: BATTERY INFORMATION

⚠ CAUTION:

1. As with all small batteries, the batteries used with this product should be kept away from small children who still put things in their mouths. If they are swallowed, promptly see a doctor and have the doctor phone (202) 625-3333 collect. If you reside outside the United States, have the doctor call your local poison control center.
2. TO AVOID BATTERY LEAKAGE
 - a. Always follow the instructions carefully. Use only batteries specified and be sure to insert them correctly by matching the + and – polarity markings.
 - b. Do not mix old batteries and new batteries or standard (carbon-zinc) with alkaline batteries.
 - c. Remove exhausted or dead batteries from the product.
 - d. Remove batteries if product is not to be played with for a long time.
 - e. Do not short-circuit the supply terminals.
 - f. RECHARGEABLE BATTERIES: Do not mix these with any other types of batteries. Always remove from the product before recharging. Recharge batteries under adult supervision. DO NOT RECHARGE OTHER TYPES OF BATTERIES.
3. Should this product cause, or be affected by, local electrical interference, move it away from other electrical equipment. Reset (switching off and back on again or removing and re-inserting batteries) if necessary.

FCC STATEMENT

This device complies with Part 15 of the FCC Rules. Operation is subject to the following two conditions: (1) This device may not cause harmful interference, and (2) this device must accept any interference received, including interference that may cause undesired operation.

NOTE: This equipment has been tested and found to comply with the limits for a Class B digital device, pursuant to Part 15 of the FCC Rules. These limits are designed to provide reasonable protection against harmful interference in a residential installation. This equipment generates, uses and can radiate radio frequency energy, and, if not installed and used in accordance with the instructions, may cause harmful interference to radio communications. However, there is no guarantee that interference will not occur in a particular installation. If this equipment does cause harmful interference to radio or television reception, which can be determined by turning the equipment off and on, the user is encouraged to try to correct the interference by one or more of the following measures:

- Reorient or relocate the receiving antenna.
- Increase the separation between the equipment and receiver.
- Consult the dealer or an experienced radio/TV technician for help.

CAUTION: Changes or modifications to this unit not expressly approved by the party responsible for compliance could void the user's authority to operate the equipment.



Product and colors may vary.
© Takafumi Adachi, MFBBProject, TV Tokyo ®* and/or TM* & © 2011 Hasbro.
All Rights Reserved. TM & ® denote U.S. Trademarks.
PN: 7245200000



d-rights



WEBSITE
AVAILABLE FOR
A LIMITED TIME
ONLY.

AGES 8+

38612




**X8 1.5VAAA
ALKALINE BATTERIES
REQUIRED NOT INCLUDED**

WALKIE TALKIES

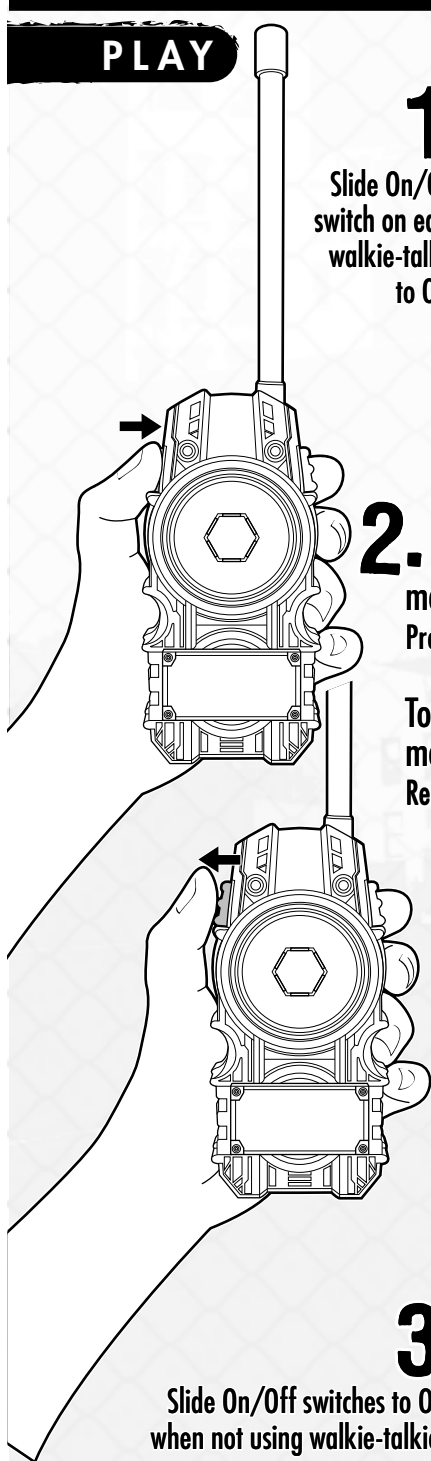
PLAY

1.
Slide On/Off
switch on each
walkie-talkie
to ON.

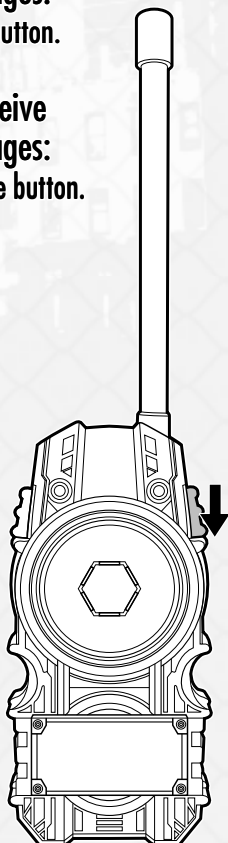


2. To send
messages:
Press button.

To receive
messages:
Release button.



3.
Slide On/Off switches to OFF
when not using walkie-talkies.



PEGASUS™*



L-DRAGO™*



Frequency: 27.145 MHz