

HW156 2.4G Keyboard and Receiver

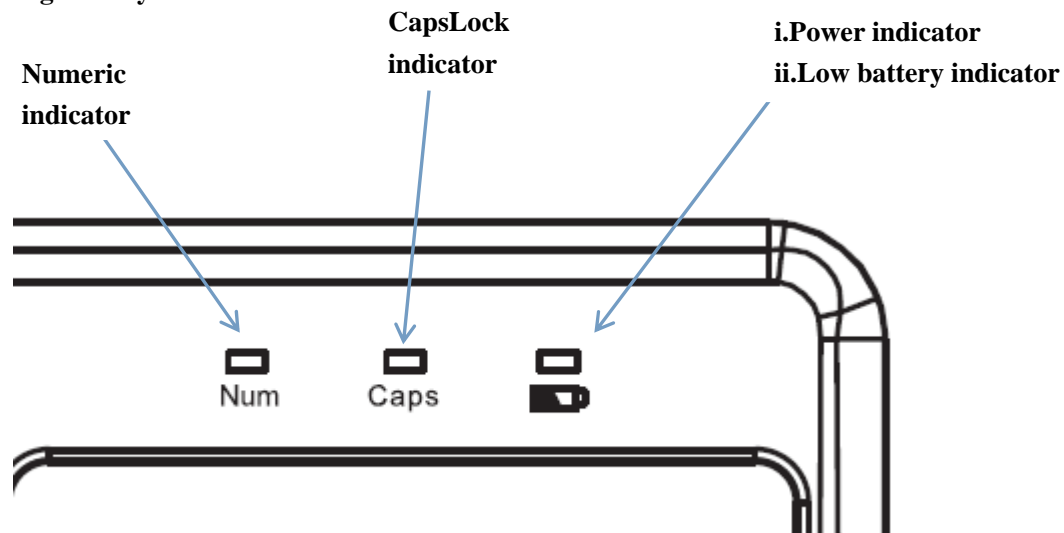
Packing Contents:


1. 2.4G keyboard
2. User manual
3. 2.4G receiver

2.4G Keyboard Characteristics:


- 1) 2.4G wireless keyboard
- 2) Suitable for All-IN-ONE computers, Laptops, Desktops, etc.
- 3) R shape angle of keycaps, comfortable while typing.
- 4) Supported power by 2pcs AAA batteries.

Light analysis

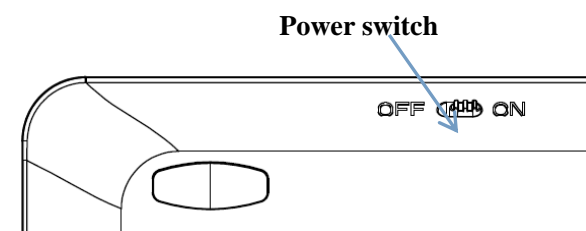


 **Num** Number indicator: Press Fn+F11, LED will be blue. Press them again, LED will be off.

 **Caps** CapsLock indicator : Press CapsLock key, LED will be blue. Press it again, LED will be off.

 **i.** Power indicator: Once keyboard power on, LED will flash red light.

ii. Battery Low indicator : If battery is lower than 2.1V, LED will flash red light.



Connecting Steps:

Step1.A receiver connect with USB port,enter pairing status.


















Step2.Assembly 2 AAA batteries,switch power button to [ON] side.

Step3.[Power] indicator flashes red,then off.Connected successfully.

Note:

In step 2,if fail to connect,press ESC+K,forcing to enter pairing status.

Function Keys Analysis

Fn+		Fn+		Fn+	
	Player		Mute		Screenshot
	Play/Pause		Home		Page up
	Last track		Search		Page down
	Next track		Favorite		Line front
	Volume down		Insert		Line end
	Volume up		Number lock		

Note: In Windows system,press first row function key directly,can reach Esc,F1~F12,up,down,left,right.

Energy Saving model

1.Keyboard dormant energy-saving mode:If keyboard is not used for 30 minutes,it will be dormant.Press any key,it will be active.

2.If press and hold any key for 2 minutes,keyboard will be dormant.Press any key,it will be active.

Keyboard specification

1.Operating distance is up to 10 meters

2.Modulation system:GFSK

3.Working Voltage: 1.8-3.0V

4.Working Current: <10mA

5.Standby Current: 0.3~1.5mA

6.Sleeping Current: <0.2mA

7.Battery: 2*AAA

8.Key force: 60±10g

9.Key life:3 million strokes

10.Operating temperature:-10±55°C

NOTE: This equipment has been tested and found to comply with the limits for a Class B digital device, pursuant to part 15 of the FCC Rules. These limits are designed to provide reasonable protection against harmful interference in a residential installation. This equipment generates, uses and can radiate radio frequency energy and, if not installed and used in accordance with the instructions, may cause harmful interference to radio communications. However, there is no guarantee that interference will not occur in a particular installation. If this equipment does cause harmful interference to radio or television reception, which can be determined by turning the equipment off and on, the user is encouraged to try to correct the interference by one or more of the following measures:

- Reorient or relocate the receiving antenna.
- Increase the separation between the equipment and receiver.
- Connect the equipment into an outlet on a circuit different from that to which the receiver is connected.
- Consult the dealer or an experienced radio/TV technician for help.

This device complies with part 15 of the FCC rules. Operation is subject to the following two conditions:

- (1) this device may not cause harmful interference, and
- (2) this device must accept any interference received, including interference that may cause undesired operation.

Changes or modifications to this unit not expressly approved by the party responsible for compliance could void the user's authority to operate the equipment.