

MEDIUM PROFILE UNIT COOLERS

Technical Guide

Models BMA | Air Defrost • BME/BML | Electric Defrost • BMG/BMF | Hot Gas Defrost




Table of Contents

Nomenclature.....2

Features & Benefits3

Performance Data & Specifications

Air Defrost4-5

Electric Defrost6-7

Hot Gas Defrost8-9

Physical Data10-11

Dimensional Data.....12

Replacement Parts by InterLink™13

Standard Nozzle Selection14



We have made a commitment to customer needs, innovation and environmental stewardship and have dedicated ourselves to delivering energy-efficient choices. PSC and EC motors will reduce costs, improve the bottom line and enhance equipment performance and service life.

Choose the most energy-efficient motor available for evaporators.



The EC motor is an Energy Solutions® option on new Bohn Medium Profile evaporators. Available on all new equipment or as an easy-to-install, drop-in replacement aftermarket part from InterLink™ Commercial Refrigeration Parts. Because they're a drop-in replacement for existing PSC motors, installation is quick and easy. It's a **high impact, quick payback solution** for reducing costs and achieving green initiatives **without replacing the entire system.**

EC motors by InterLink are **up to 75% efficient** - that's a **30-35% increase over permanent-split capacitor (PSC) motors.** With all of this added efficiency, you can count on more **energy savings and lower operational costs** while taking a step in the right direction toward conserving our planet's resources.

To learn more about EC motors, visit www.interlinkparts.com/ec.

Nomenclature

BM	A	130	B	A
Model Series	Model Type	Capacity	Electrical Code	Design Revision
Bohn Medium Profile Unit Coolers	A = Air defrost E = Electric defrost, 6 FPI L = Electric defrost, 4 FPI G = Hot gas defrost, 6 FPI F = Hot gas defrost, 4 FPI	# BTUH x 100	A = 115/1/60 B = 208-230/1/60 C = 208-230/3/60 D = 460/3/60 M = 460/1/60 E = 575/3/60 L = 575/1/60 N = 110/1/50 Q = 220/1/50 R = 380/1/50 V = 380/3/50 AE = 115/1/60 (EC) BE = 208-230/1/60 (EC) CE = 208-230/3/60 (EC)	

Features & Benefits

Cabinet

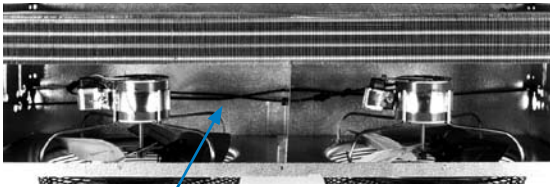
- Schrader valve provided for suction pressure measurement
- External equalizer connection
- Heavy-gauge textured aluminum cabinet
- All electrical components factory wired to terminal board and identified, making it easy to field wire the unit
- Sweat connections to reduce potential for leaks
- Internal panels are isolated for quiet operation
- Liquid line solenoid wire harness is factory-installed for quick installation

Drain Pan

- Front hinged drain pan for easy access
- Large diameter drain fitting (3/4" ID)

Motors


- Motors plug into wiring harness for easier servicing
- Single phase EC motors available factory-installed or as a drop-in replacement through InterLink™ Commercial Refrigeration Parts in 115 and 208-230 voltages
- Thermally protected, lifetime-lubricated single phase PSC motors



Factory-installed liquid line solenoid wiring harness for faster installation

Coil

- Patented Thermo-Flex™ coil design allows the coil to “flex” during periods of defrost resulting in expansion of the coil surface. By eliminating the possibility of wear at critical stress areas, the integrity and longevity of the unit are dramatically increased (Patent Number 5,584,340)
- Coil heater slots have been enlarged for easier installation and replacement
- Electric defrost models have fixed defrost termination / fan delay and heater limit thermostats
- Reliable nickel steel alloy defrost heater elements
- Heaters are coil face mounted for easy access



Innovative **Thermo-Flex™** coil

Options

- Totally enclosed single phase PSC motors available as an option for 208-230 and 460 voltages
- Unit Configurations: mounted components, pre-assembled, pre-charged and Beacon II™
 - Units available with mounted TXV and mounted TXV / solenoid valve
 - Pre-assembled units come with mounted TXV, liquid line solenoid valve and room thermostat
 - Pre-charged units come with mounted TXV, liquid line solenoid valve, room thermostat and quick connect fittings (limited availability)
 - Room thermostat option mounted on the back of unit
 - Beacon II units come with electronic expansion valves, pressure transducer, temperature sensors and Beacon control board
- Most models available with glycol circuiting (see glycol product brochure)
- Units available with stainless steel housing and drain pan
- Units available with copper fins. Air defrost units also available with polyester coated fins or various coil coatings options
- Units available with insulated drain pan
- Ship-loose air sock collar available
- Wire fan guards for air diffusion
- Adjustable defrost termination / fan delay thermostat

Bohn offers a five-year limited guarantee against leaks at tube sheets and center supports for all medium profile unit coolers

Performance Data

Model BMA Air Defrost | 60 Hz

Model	Capacity		Fan Data			Air Throw*†					
	10°F TD 25°F SST	6°CTD - 4°C SST	No.	CFM	m³h	Diameter		Extended (Standard)		Diffused (Optional)	
	BTUH	Watts				in.	mm	ft.	m	ft.	m
BMA130	13,000	3,810	1	2,300	3,910	18	457	65	20	50	15
BMA155	15,500	4,540	1	2,200	3,740	18	457	65	20	50	15
BMA245	24,500	7,180	2	4,600	7,820	18	457	65	20	50	15
BMA300	30,000	8,790	2	4,400	7,480	18	457	65	20	50	15
BMA365	36,500	10,690	3	6,900	11,730	18	457	65	20	50	15
BMA450	45,000	13,180	3	6,600	11,220	18	457	65	20	50	15
BMA510	51,000	14,940	4	9,200	15,640	18	457	65	20	50	15
BMA600	60,000	17,570	4	8,800	14,960	18	457	65	20	50	15
BMA710	71,000	20,790	5	10,500	17,850	18	457	65	20	50	15

Model BMA Air Defrost | 50 Hz‡

Model	Capacity		Fan Data			Air Throw*†					
	10°F TD 25°F SST	6°CTD - 4°C SST	No.	CFM	m³h	Diameter		Extended (Standard)		Diffused (Optional)	
	BTUH	Watts				in.	mm	ft.	m	ft.	m
BMA130	11,960	3,500	1	2,070	3,520	18	457	60	18.5	45	13.5
BMA155	14,260	4,180	1	1,980	3,370	18	457	60	18.5	45	13.5
BMA245	22,540	6,600	2	4,140	7,040	18	457	60	18.5	45	13.5
BMA300	27,600	8,080	2	3,960	6,730	18	457	60	18.5	45	13.5
BMA365	33,580	9,840	3	6,210	10,560	18	457	60	18.5	45	13.5
BMA450	41,400	12,130	3	5,940	10,100	18	457	60	18.5	45	13.5
BMA510	46,920	13,740	4	8,280	14,080	18	457	60	18.5	45	13.5
BMA600	55,200	16,170	4	7,920	13,460	18	457	60	18.5	45	13.5
BMA710	65,320	19,130	5	9,450	16,070	18	457	60	18.5	45	13.5

* Standard molded fan guards allow for extended air throw; optional wire guards promote air diffusion

† Air throw data based on 12-ft. high ceilings with no obstructions where velocity drops to 50 FPM

‡ For EC motors, use 60 Hz capacity and airflow values (Units with EC motors operating at 50 Hz will not see a reduction in performance due to the electronic control of the motor)

Specifications

Model BMA Air Defrost | 60 Hz

Model	PSC Motor								EC Motor				
	HP*	115/1/60		208-230/1/60		460/1/60		575/1/60		115/1/60		208-230/1/60	
		Amps	Watts	Amps	Watts	Amps	Watts	Amps	Watts	Amps	Watts	Amps	Watts
BMA130	1/4	4.0	300	1.8	305	1.0	305	0.7	310	2.8	210	1.4	205
BMA155	1/4	4.0	300	1.8	305	1.0	305	0.7	310	2.8	210	1.4	205
BMA245	1/4	8.0	600	3.6	610	2.0	610	1.4	620	5.6	420	2.8	410
BMA300	1/4	8.0	600	3.6	610	2.0	610	1.4	620	5.6	420	2.8	410
BMA365	1/4	12.0	900	5.4	915	3.0	915	2.1	930	8.4	630	4.2	615
BMA450	1/4	12.0	900	5.4	915	3.0	915	2.1	930	8.4	630	4.2	615
BMA510	1/4	16.0	1,200	7.2	1,220	4.0	1,220	2.8	1,240	11.2	840	5.6	820
BMA600	1/4	16.0	1,200	7.2	1,220	4.0	1,220	2.8	1,240	11.2	840	5.6	820
BMA710	1/4	-	1,500	9.0	1,525	5.0	1,525	3.5	1,550	14.0	1,050	7.0	1,025

Model BMA Air Defrost | 50 Hz

Model	PSC Motor				EC Motor	
	HP	110/1/50	220/1/50	380/1/50	110/1/50	220/1/50
		Amps	Amps	Amps	Amps	Amps
BMA130	1/4	4.0	1.8	1.0	2.8	1.4
BMA155	1/4	4.0	1.8	1.0	2.8	1.4
BMA245	1/4	8.0	3.6	2.0	5.6	2.8
BMA300	1/4	8.0	3.6	2.0	5.6	2.8
BMA365	1/4	12.0	5.4	3.0	8.4	4.2
BMA450	1/4	12.0	5.4	3.0	8.4	4.2
BMA510	1/4	16.0	7.2	4.0	11.2	5.6
BMA600	1/4	16.0	7.2	4.0	11.2	5.6
BMA710	1/4	-	9.0	5.0	14.0	7.0

* 575/1/60 motors are 1/3 HP

Performance Data

Model BME/BML Electric Defrost | 60 Hz

Model	Capacity		Fan Data			Air Throw*†						
	10°F TD -20°F SST	6°C TD -29°C SST	No.	CFM	m³h	Diameter		Extended (Std.)		Diffused (Opt.)		
	BTUH	Watts				in.	mm	ft.	m	ft.	m	
6 Fins Per Inch	BME101	10,100	2,960	1	2,350	4,000	18	457	65	20	50	15
	BME140	14,000	4,100	1	2,250	3,830	18	457	65	20	50	15
	BME190	19,000	5,570	2	4,700	7,990	18	457	65	20	50	15
	BME260	26,000	7,620	2	4,500	7,650	18	457	65	20	50	15
	BME310	31,000	9,080	3	7,050	11,990	18	457	65	20	50	15
	BME390	39,000	11,420	3	6,750	11,480	18	457	65	20	50	15
	BME430	43,000	12,590	4	8,800	14,960	18	457	65	20	50	15
	BME520	52,000	15,230	4	8,400	14,280	18	457	65	20	50	15
BME620	62,000	18,160	5	10,000	17,000	18	457	65	20	50	15	
4 Fins Per Inch	BML100	10,000	2,930	1	2,325	3,950	18	457	65	20	50	15
	BML165	16,500	4,830	2	4,900	8,330	18	457	65	20	50	15
	BML220	22,000	6,440	2	4,650	7,910	18	457	65	20	50	15
	BML250	25,000	7,320	3	7,350	12,500	18	457	65	20	50	15
	BML330	33,000	9,670	3	6,975	11,860	18	457	65	20	50	15
	BML370	37,000	10,840	4	9,100	15,470	18	457	65	20	50	15
	BML440	44,000	12,890	4	8,700	14,790	18	457	65	20	50	15
	BML530	53,000	15,520	5	10,350	17,600	18	457	65	20	50	15

Capacity Correction Factors For Electric and Hot Gas Defrost Units

Saturated Suction Temperature °F	+20	-10	-20	-30	-40
Saturated Suction Temperature °C	-7	-23	-29	-34	-40
Multiply Capacity By	1.15	1.02	1.00	0.90	0.80

Model BME/BML Electric Defrost | 50 Hz‡

Model	Capacity		Fan Data			Air Throw*†						
	10°F TD -20°F SST	6°C TD -29°C SST	No.	CFM	m³h	Diameter		Extended (Std.)		Diffused (Opt.)		
	BTUH	Watts				in.	mm	ft.	m	ft.	m	
6 Fins Per Inch	BME101	8,832	2,590	1	2,115	3,600	18	457	60	18.5	45	13.5
	BME140	12,236	3,580	1	2,025	3,440	18	457	60	18.5	45	13.5
	BME190	16,652	4,880	2	4,230	7,190	18	457	60	18.5	45	13.5
	BME260	22,724	6,660	2	4,050	6,890	18	457	60	18.5	45	13.5
	BME310	27,140	7,950	3	6,345	10,790	18	457	60	18.5	45	13.5
	BME390	34,132	10,000	3	6,075	10,330	18	457	60	18.5	45	13.5
	BME430	37,628	11,020	4	7,920	13,460	18	457	60	18.5	45	13.5
	BME520	45,448	13,310	4	7,560	12,850	18	457	60	18.5	45	13.5
BME620	54,188	15,870	5	9,000	15,300	18	457	60	18.5	45	13.5	
4 Fins Per Inch	BML100	8,740	2,560	1	2,093	3,560	18	457	60	18.5	45	13.5
	BML165	14,444	4,230	2	4,410	7,500	18	457	60	18.5	45	13.5
	BML220	19,228	5,630	2	4,185	7,120	18	457	60	18.5	45	13.5
	BML250	21,896	6,410	3	6,615	11,250	18	457	60	18.5	45	13.5
	BML330	28,888	8,460	3	6,278	10,670	18	457	60	18.5	45	13.5
	BML370	32,384	9,490	4	8,190	13,920	18	457	60	18.5	45	13.5
	BML440	38,456	11,260	4	7,830	13,310	18	457	60	18.5	45	13.5
	BML530	46,368	13,580	5	9,315	15,840	18	457	60	18.5	45	13.5

* Standard molded fan guards allow for extended air throw; optional wire guards promote air diffusion

† Air throw data based on 12-ft. high ceilings with no obstructions where velocity drops to 50 FPM

‡ For EC motors, use 60 Hz capacity and airflow values (Units with EC motors operating at 50 Hz will not see a reduction in performance due to the electronic control of the motor)

Specifications

Model BME/BML Electric Defrost | 60 Hz

Model	HP*	PSC Motor						EC Motor		Defrost Heater						
		208-230/1/60		460/1/60		575/1/60		208-230/1/60		Watts	208-230/1/60	208-230/3/60	460/1/60	460/3/60	575/3/60	
		Amps	Watts	Amps	Watts	Amps	Watts	Amps	Watts		Total Amps					
6 Fins Per Inch	BME101	1/4	1.8	275	1.0	275	0.7	310	1.4	275	2,730	11.9	8.2	5.9	4.1	3.3
	BME140	1/4	1.8	275	1.0	275	0.7	310	1.4	275	2,730	11.9	8.2	5.9	4.1	3.3
	BME190	1/4	3.6	550	2.0	550	1.4	620	2.8	550	5,350	23.3	16.0	11.6	8.3	6.6
	BME260	1/4	3.6	550	2.0	550	1.4	620	2.8	550	5,350	23.3	16.0	11.6	8.3	6.6
	BME310	1/4	5.4	825	3.0	825	2.1	930	4.2	825	7,750	33.7	23.2	16.8	12.0	9.6
	BME390	1/4	5.4	825	3.0	825	2.1	930	4.2	825	7,750	33.7	23.2	16.8	12.0	9.6
	BME430	1/4	7.2	1,100	4.0	1,100	2.8	1,240	5.6	1,100	10,200	-	30.5	22.2	15.8	12.6
	BME520	1/4	7.2	1,100	4.0	1,100	2.8	1,240	5.6	1,100	10,200	-	30.5	22.2	15.8	12.6
	BME620	1/4	9.0	1,375	5.0	1,375	3.5	1,550	7.0	1,375	11,600	-	34.7	25.2	18.1	14.4
4 Fins Per Inch	BML100	1/4	1.8	275	1.0	275	0.7	310	1.4	275	2,730	11.9	8.2	5.9	4.1	3.3
	BML165	1/4	3.6	550	2.0	550	1.4	620	2.8	550	5,350	23.3	16.0	11.6	8.3	6.6
	BML220	1/4	3.6	550	2.0	550	1.4	620	2.8	550	5,350	23.3	16.0	11.6	8.3	6.6
	BML250	1/4	5.4	825	3.0	825	2.1	930	4.2	825	7,750	33.7	23.2	16.8	12.0	9.6
	BML330	1/4	5.4	825	3.0	825	2.1	930	4.2	825	7,750	33.7	23.2	16.8	12.0	9.6
	BML370	1/4	7.2	1,100	4.0	1,100	2.8	1,240	5.6	1,100	10,200	-	30.5	22.2	15.8	12.6
	BML440	1/4	7.2	1,100	4.0	1,100	2.8	1,240	5.6	1,100	10,200	-	30.5	22.2	15.8	12.6
	BML530	1/4	9.0	1,375	5.0	1,375	3.5	1,550	7.0	1,375	11,600	-	34.7	25.2	18.1	14.4

Model BME/BML Electric Defrost | 50 Hz

Model	HP	PSC Motor			EC Motor	Defrost Heater		
		220/1/50	380/1/50	220/1/50	Watts	220/1/50	380/3/50	
		Amps	Amps	Amps		Total Amps		
6 Fins Per Inch	BME101	1/4	1.8	1.0	1.4	2,510	11.4	3.4
	BME140	1/4	1.8	1.0	1.4	2,510	11.4	3.4
	BME190	1/4	3.6	2.0	2.8	4,910	22.3	6.9
	BME260	1/4	3.6	2.0	2.8	4,910	22.3	6.9
	BME310	1/4	5.4	3.0	4.2	7,090	32.2	9.9
	BME390	1/4	5.4	3.0	4.2	7,090	32.2	9.9
	BME430	1/4	7.2	4.0	5.6	9,340	-	13.1
	BME520	1/4	7.2	4.0	5.6	9,340	-	13.1
	BME620	1/4	9.0	5.0	7.0	10,620	-	15.0
4 Fins Per Inch	BML100	1/4	1.8	1.0	1.4	2,510	11.4	3.4
	BML165	1/4	3.6	2.0	2.8	4,910	22.3	6.9
	BML220	1/4	3.6	2.0	2.8	4,910	22.3	6.9
	BML250	1/4	5.4	3.0	4.2	7,090	32.2	9.9
	BML330	1/4	5.4	3.0	4.2	7,090	32.2	9.9
	BML370	1/4	7.2	4.0	5.6	9,340	-	13.1
	BML440	1/4	7.2	4.0	5.6	9,340	-	13.1
	BML530	1/4	9.0	5.0	7.0	10,620	-	15.0

* 575/1/60 motors are 1/3 HP

Performance Data

Model BMG/BMF Hot Gas Defrost | 60 Hz

Model	Capacity		Fan Data			Air Throw*†						
	10°F TD -20°F SST	6°C TD -29°C SST	No.	CFM	m³h	Diameter		Extended (Std.)		Diffused (Opt.)		
	BTUH	Watts				in.	mm	ft.	m	ft.	m	
6 Fins Per Inch	BMG190	19,000	5,570	2	4,700	7,990	18	457	65	20	50	15
	BMG260	26,000	7,620	2	4,500	7,650	18	457	65	20	50	15
	BMG310	31,000	9,080	3	7,050	11,990	18	457	65	20	50	15
	BMG390	39,000	11,420	3	6,750	11,480	18	457	65	20	50	15
	BMG430	43,000	12,590	4	8,800	14,960	18	457	65	20	50	15
	BMG520	52,000	15,230	4	8,400	14,280	18	457	65	20	50	15
4 Fins Per Inch	BMF165	16,500	4,830	2	4,900	8,330	18	457	65	20	50	15
	BMF220	22,000	6,440	2	4,650	7,910	18	457	65	20	50	15
	BMF250	25,000	7,320	3	7,350	12,500	18	457	65	20	50	15
	BMF330	33,000	9,670	3	6,975	11,860	18	457	65	20	50	15
	BMF370	37,000	10,840	4	9,100	15,470	18	457	65	20	50	15
	BMF440	44,000	12,890	4	8,700	14,790	18	457	65	20	50	15

Capacity Correction Factors For Electric and Hot Gas Defrost Units

Saturated Suction Temperature °F	+20	-10	-20	-30	-40
Saturated Suction Temperature °C	-7	-23	-29	-34	-40
Multiply Capacity By	1.15	1.02	1.00	0.90	0.80

Model BMG/BMF Hot Gas Defrost | 50 Hz‡

Model	Capacity		Fan Data			Air Throw*†						
	10°F TD -20°F SST	6°C TD -29°C SST	No.	CFM	m³h	Diameter		Extended (Std.)		Diffused (Opt.)		
	BTUH	Watts				in.	mm	ft.	m	ft.	m	
6 Fins Per Inch	BMG190	16,652	4,880	2	4,230	7,190	18	457	60	18.5	45	13.5
	BMG260	22,724	6,660	2	4,050	6,890	18	457	60	18.5	45	13.5
	BMG310	27,140	7,950	3	6,345	10,790	18	457	60	18.5	45	13.5
	BMG390	34,132	10,000	3	6,075	10,330	18	457	60	18.5	45	13.5
	BMG430	37,628	11,020	4	7,920	13,460	18	457	60	18.5	45	13.5
	BMG520	45,448	13,310	4	7,560	12,850	18	457	60	18.5	45	13.5
4 Fins Per Inch	BMF165	14,444	4,230	2	4,410	7,500	18	457	60	18.5	45	13.5
	BMF220	19,228	5,630	2	4,185	7,120	18	457	60	18.5	45	13.5
	BMF250	21,896	6,410	3	6,615	11,250	18	457	60	18.5	45	13.5
	BMF330	28,888	8,460	3	6,278	10,670	18	457	60	18.5	45	13.5
	BMF370	32,384	9,490	4	8,190	13,920	18	457	60	18.5	45	13.5
	BMF440	38,456	11,260	4	7,830	13,310	18	457	60	18.5	45	13.5

* Standard molded fan guards allow for extended air throw; optional wire guards promote air diffusion

† Air throw data based on 12-ft. high ceilings with no obstructions where velocity drops to 50 FPM

‡ For EC motors, use 60 Hz capacity and airflow values (Units with EC motors operating at 50 Hz will not see a reduction in performance due to the electronic control of the motor)

Specifications

Model BMG/BMF Hot Gas Defrost | 60 Hz

Model	PSC Motor								EC Motor				Drain Pan Heater (Std.)						
	HP*	115/1/60		208-230/1/60		460/1/60		575/1/60		115/1/60		208-230/1/60		Watts	115/1/60	208-230/1/60	460/1/60	575/1/60	
		Amps	Watts	Amps	Watts	Amps	Watts	Amps	Watts	Amps	Watts	Amps	Watts		Total Amps				
6 Fins Per Inch	BMG190	1/4	8.0	550	3.6	550	2.0	550	1.4	620	5.6	420	2.8	410	950	8.3	4.1	2.1	1.7
	BMG260	1/4	8.0	550	3.6	550	2.0	550	1.4	620	5.6	420	2.8	410	950	8.3	4.1	2.1	1.7
	BMG310	1/4	12.0	825	5.4	825	3.0	825	2.1	930	8.4	630	4.2	615	1,350	11.7	5.9	2.9	2.3
	BMG390	1/4	12.0	825	5.4	825	3.0	825	2.1	930	8.4	630	4.2	615	1,350	11.7	5.9	2.9	2.3
	BMG430	1/4	16.0	1,100	7.2	1,100	4.0	1,100	2.8	1,240	11.2	840	5.6	820	1,800	15.7	7.8	3.9	3.1
	BMG520	1/4	16.0	1,100	7.2	1,100	4.0	1,100	2.8	1,240	11.2	840	5.6	820	1,800	15.7	7.8	3.9	3.1
4 Fins Per Inch	BMF165	1/4	8.0	550	3.6	550	2.0	550	1.4	620	5.6	420	2.8	410	950	8.3	4.1	2.1	1.7
	BMF220	1/4	8.0	550	3.6	550	2.0	550	1.4	620	5.6	420	2.8	410	950	8.3	4.1	2.1	1.7
	BMF250	1/4	12.0	825	5.4	825	3.0	825	2.1	930	8.4	630	4.2	615	1,350	11.7	5.9	2.9	2.3
	BMF330	1/4	12.0	825	5.4	825	3.0	825	2.1	930	8.4	630	4.2	615	1,350	11.7	5.9	2.9	2.3
	BMF370	1/4	16.0	1,100	7.2	1,100	4.0	1,100	2.8	1,240	11.2	840	5.6	820	1,800	15.7	7.8	3.9	3.1
	BMF440	1/4	16.0	1,100	7.2	1,100	4.0	1,100	2.8	1,240	11.2	840	5.6	820	1,800	15.7	7.8	3.9	3.1

Model BMG/BMF Hot Gas Defrost | 50 Hz

Model	PSC Motor			EC Motor	Drain Pan Heater (Std.)			
	HP	220/1/50	380/1/50	220/1/50	Watts	220/1/50	380/1/50	
		Amps	Amps	Amps		Total Amps		
6 Fins Per Inch	BMG190	1/4	3.6	2.0	2.8	860	3.9	1.7
	BMG260	1/4	3.6	2.0	2.8	860	3.9	1.7
	BMG310	1/4	5.4	3.0	4.2	1,230	5.6	2.4
	BMG390	1/4	5.4	3.0	4.2	1,230	5.6	2.4
	BMG430	1/4	7.2	4.0	5.6	1,650	7.5	3.2
	BMG520	1/4	7.2	4.0	5.6	1,650	7.5	3.2
4 Fins Per Inch	BMF165	1/4	3.6	2.0	2.8	860	3.9	1.7
	BMF220	1/4	3.6	2.0	2.8	860	3.9	1.7
	BMF250	1/4	5.4	3.0	4.2	1,230	5.6	2.4
	BMF330	1/4	5.4	3.0	4.2	1,230	5.6	2.4
	BMF370	1/4	7.2	4.0	5.6	1,650	7.5	3.2
	BMF440	1/4	7.2	4.0	5.6	1,650	7.5	3.2

* 575/1/60 motors are 1/3 HP

Physical Data

Model BMA Air Defrost

Model	No. of Fans	Connections (in.)				Approx. Net Weight	
		Coil Inlet ODF	Suction ODF	External Equalizer ODF	Drain FPT	lbs.	kg
BMA130	1	1/2	7/8	1/4	3/4	115	52
BMA155	1	1/2	1-1/8	1/4	3/4	123	56
BMA245	2	7/8	1-1/8	1/4	3/4	134	61
BMA300	2	7/8	1-1/8	1/4	3/4	148	67
BMA365	3	7/8	1-3/8	1/4	3/4	200	91
BMA450	3	1-1/8*	1-3/8	1/4	3/4	227	103
BMA510	4	1-1/8*	1-5/8	1/4	3/4	230	104
BMA600	4	1-1/8*	1-5/8	1/4	3/4	255	116
BMA710	5	1-1/8*	1-5/8	1/4	3/4	285	129

* Supplied with adapter to 7/8 ODF

Model BME/BML Electric Defrost

Model	No. of Fans	Connections (in.)				Approx. Net Weight		
		Coil Inlet ODF	Suction ODF	External Equalizer ODF	Drain FPT	lbs.	kg	
6 Fins Per Inch	BME101	1	1/2	7/8	1/4	3/4	118	54
	BME140	1	1/2	7/8	1/4	3/4	126	57
	BME190	2	7/8	1-1/8	1/4	3/4	138	63
	BME260	2	1-1/8*	1-3/8	1/4	3/4	153	69
	BME310	3	1-1/8*	1-3/8	1/4	3/4	210	95
	BME390	3	1-1/8*	1-3/8	1/4	3/4	237	108
	BME430	4	1-1/8*	1-5/8	1/4	3/4	267	121
	BME520	4	1-1/8*	1-5/8	1/4	3/4	300	136
	BME620	5	1-1/8*	1-5/8	1/4	3/4	338	153
4 Fins Per Inch	BML100	1	1/2	7/8	1/4	3/4	125	56
	BML165	2	7/8	1-1/8	1/4	3/4	136	62
	BML220	2	1-1/8*	1-3/8	1/4	3/4	151	68
	BML250	3	1-1/8*	1-3/8	1/4	3/4	207	94
	BML330	3	1-1/8*	1-3/8	1/4	3/4	234	106
	BML370	4	1-1/8*	1-5/8	1/4	3/4	262	119
	BML440	4	1-1/8*	1-5/8	1/4	3/4	295	134
	BML530	5	1-1/8*	1-5/8	1/4	3/4	332	151

* Supplied with adapter to 7/8 ODF

Physical Data

Model BMG/BMF Hot Gas Defrost

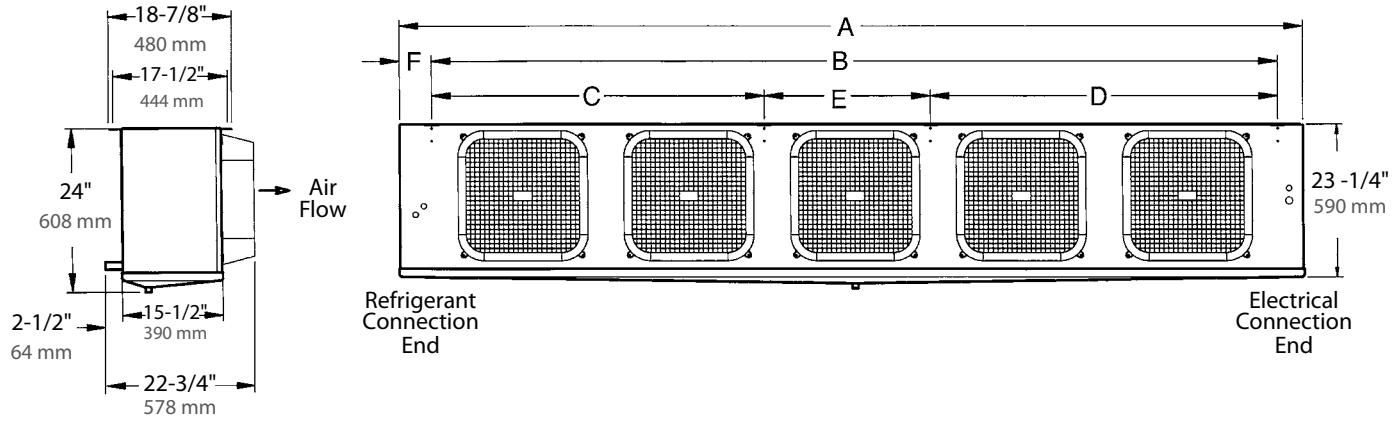
Model	No. of Fans	Connections (in.)						Approx. Net Weight		
		Coil Inlet ODF	Suction ODF	External Equalizer ODF	Drain FPT	Side Port ODF	Hot Gas Pan Conns.** ODF	Ibs.	kg	
6 Fins Per Inch	BMG190	2	1-1/8*	1-1/8	1/4	3/4	5/8	7/8	175	79
	BMG260	2	1-1/8*	1-3/8	1/4	3/4	5/8	7/8	190	86
	BMG310	3	1-1/8*	1-3/8	1/4	3/4	5/8	7/8	210	95
	BMG390	3	1-1/8*	1-3/8	1/4	3/4	5/8	7/8	237	108
	BMG430	4	1-1/8*	1-5/8	1/4	3/4	5/8	7/8	267	121
	BMG520	4	1-1/8*	1-5/8	1/4	3/4	5/8	7/8	300	136
4 Fins Per Inch	BMF165	2	1-1/8*	1-1/8	1/4	3/4	5/8	7/8	173	78
	BMF220	2	1-1/8*	1-3/8	1/4	3/4	5/8	7/8	188	85
	BMF250	3	1-1/8*	1-3/8	1/4	3/4	5/8	7/8	207	94
	BMF330	3	1-1/8*	1-3/8	1/4	3/4	5/8	7/8	234	106
	BMF370	4	1-1/8*	1-5/8	1/4	3/4	5/8	7/8	262	119
	BMF440	4	1-1/8*	1-5/8	1/4	3/4	5/8	7/8	295	134

* Supplied with adapter to 7/8 ODF

** Supplied with electric drain pan heater as standard, hot gas pan is optional

Dimensional Data

All Models Dimensions



All Models Dimensional Data

Model	6 FPI Models		4 FPI Models		Dimensions											
	Defrosts		Defrosts		A		B		C		D		E		F	
	Elec.	Hot Gas	Elec.	Hot Gas	in.	mm	in.	mm	in.	mm	in.	mm	in.	mm	in.	mm
BMA130	BME101	-	-	-	39-5/16	1,000	30-1/4	770	-	-	-	-	-	-	4-15/16	125
BMA155	BME140	-	BML100	-	39-5/16	1,000	30-1/4	770	-	-	-	-	-	-	4-15/16	125
BMA245	BME190	BMG190	BML165	BMF165	67-5/16	1,710	58-1/4	1,480	-	-	-	-	-	-	4-15/16	125
BMA300	BME260	BMG260	BML220	BMF220	67-5/16	1,710	58-1/4	1,480	-	-	-	-	-	-	4-15/16	125
BMA365	BME310	BMG310	BML250	BMF250	95-5/16	2,420	86-1/4	2,190	-	-	-	-	-	-	4-15/16	125
BMA450	BME390	BMG390	BML330	BMF330	95-5/16	2,420	86-1/4	2,190	-	-	-	-	-	-	4-15/16	125
BMA510	BME430	BMG430	BML370	BMF370	123-5/16	3,130	114-1/4	2,900	56	1,420	58-1/4	1,480	-	-	4-15/16	125
BMA600	BME520	BMG520	BML440	BMF440	123-5/16	3,130	114-1/4	2,900	56	1,420	58-1/4	1,480	-	-	4-15/16	125
BMA710	BME620	-	BML530	-	138-13/16	3,530	129-3/4	3,300	51	1,300	53-1/4	1,350	25-1/2	650	4-15/16	125

NOTE: Evaporator mounting brackets accept up to 1/2" hanger rod

Replacement Parts



Right source. Right parts. Right now.

InterLink™ is your link to a complete line of dependable and certified commercial refrigeration parts, accessories and innovative electronic controls for all Bohn equipment. At InterLink, we provide our wholesalers with a comprehensive selection of product solutions and innovative technologies for the installed customer base. And every product is built to ensure the same high performance standards with which all Heatcraft Refrigeration Products (HRP) brands are built — backed by a dedicated team to serve every customer need, delivering at the best lead times in the industry.

Dependable. Versatile. Courteous.

Finally, one simple source for all your replacement needs from a name you can trust.

For parts, please contact (800) 686-7278 or visit www.interlinkparts.com.

Motor/Fan/Blade/Guards

Part #	Description
5020-S	Motor 115V
5020-T	Motor 208-230V
4567-T	Motor 208-230V Totally Enclosed
25302201	Motor 460V
25304601*	Motor 460V Low Temp Totally Enclosed
25308101*	Motor 208-230V Low Temp Totally Enclosed
5599-M	Run Capacitor (5 MFD) - Used with most PSC Motors
5779-G	Run Capacitor (7.5 MFD) - Used with 25304601 Motor Only
22511601	Run Capacitor (7.5 MFD) - Used with 25399301
25399301	Motor 575V
5064-E	Motor Mount
5130-C	Fan Blade
4339-X	Fan Guard Molded with Logo
5063-E	Fan Guard Beige Wire

* Special motors to be used in room ambients -31°F to -50°F

Cabinet Components

Part #	Description	No. of Fans
40491902	Drain Pan*	1
40492102	Drain Pan*	2
40492302	Drain Pan*	3
40492502	Drain Pan*	4
40492702	Drain Pan*	5
40830101	Header Side Panel	1-5
40830201	Electrical Side Panel	1-5
40830901	Header Connection Panel	1-5
92864003	Drain Fitting	1-5

* Includes provision to mount drain pan heater

Electrical Components

Part #	Description
2891040	Room Thermostat
5709-L	Defrost Term. / Fan Delay Thermostat Sealed Bimetal Type
2890109	Defrost Term. / Fan Delay Thermostat Adjustable Type
5708-L	Heater Limit Thermostat

NOTE: Contact factory for hot gas defrost components not listed

Drain Pan Defrost Heater (1 per unit)

Part #	Description	Voltage	Color Code
24710301	1 Fan Unit, 530W	208-230V	Black
24710302	2 Fan Unit, 950W	208-230V	Black
24710303	3 Fan Unit, 1350W	208-230V	Black
24710304	4 Fan Unit, 1800W	208-230V	Black
24710305	5 Fan Unit, 2000W	208-230V	Black
24710401	1 Fan Unit, 530W	460V	Red
24710402	2 Fan Unit, 950W	460V	Red
24710403	3 Fan Unit, 1350W	460V	Red
24710404	4 Fan Unit, 1800W	460V	Red
24710405	5 Fan Unit, 2000W	460V	Red
24710502	2 Fan Unit, 950W	115V	Black, White
24710503	3 Fan Unit, 1350W	115V	Black, White
24710504	4 Fan Unit, 1800W	115V	Black, White
24710901	1 Fan Unit, 530W	575V	Black, Red
24710902	2 Fan Unit, 950W	575V	Black, Red
24710903	3 Fan Unit, 1350W	575V	Black, Red
24710904	4 Fan Unit, 1800W	575V	Black, Red
24710905	5 Fan Unit, 2000W	575V	Black, Red

Coil Defrost Heaters (4 per unit)

Part #	Description	Voltage
24710201	1 Fan Unit, 550W	230-460V
24710202	2 Fan Unit, 1100W	230-460V
24710203	3 Fan Unit, 1600W	230-460V
24710204	4 Fan Unit, 2100W	230-460V
24710205	5 Fan Unit, 2400W	230-460V
24711101	1 Fan Unit, 550W	575V
24711102	2 Fan Unit, 1100W	575V
24711103	3 Fan Unit, 1600W	575V
24711104	4 Fan Unit, 2100W	575V
24711105	5 Fan Unit, 2400W	575V
23308001	Heater Clip (1-3 fans)	-
23308101	Heater Clip (4-5 fans)	-

Nozzle Selection

Model BMA Air Defrost

Model	No. of Fans	Distributor Tube (in.)		No. of Circuits	R-404A* Nozzle	R-22 Nozzle
		OD	Length			
BMA130	1	3/16	21-1/2	3	L-1	L-3/4
BMA155	1	3/16	21-1/2	5	L-1	L-3/4
BMA245	2	3/16	21-1/2	9	G-2-1/2	G-1-1/2
BMA300	2	3/16	21-1/2	9	G-2-1/2	G-1-1/2
BMA365	3	3/16	21-1/2	9	G-3	G-2
BMA450	3	3/16	21-1/2	12	E-4	E-2-1/2
BMA510	4	3/16	21-1/2	13	E-5	E-3
BMA600	4	3/16	21-1/2	18	E-5	E-3
BMA710	5	3/16	21-1/2	18	E-6	E-4

Model BME/BML Electric Defrost

Model	No. of Fans	Distributor Tube (in.)		No. of Circuits	R-404A* Nozzle	R-22 Nozzle	
		OD	Length				
6 Fins Per Inch	BME101	1	3/16	21-1/2	5	L-1-1/2	L-3/4
	BME140	1	3/16	21-1/2	6	L-1-1/2	L-1
	BME190	2	3/16	21-1/2	9	G-2-1/2	G-1-1/2
	BME260	2	3/16	21-1/2	12	E-3	E-2
	BME310	3	3/16	21-1/2	13	E-4	E-2-1/2
	BME390	3	3/16	21-1/2	18	E-5	E-3
	BME430	4	3/16	21-1/2	12	E-5	E-3
	BME520	4	3/16	21-1/2	17	E-6	E-4
	BME620	5	3/16	21-1/2	17	E-8	E-5
4 Fins Per Inch	BML100	1	3/16	21-1/2	6	L-1-1/2	L-1
	BML165	2	3/16	21-1/2	9	G-2-1/2	G-1-1/2
	BML220	2	3/16	21-1/2	12	E-3	E-2
	BML250	3	3/16	21-1/2	13	E-4	E-2-1/2
	BML330	3	3/16	21-1/2	18	E-5	E-3
	BML370	4	3/16	21-1/2	12	E-5	E-3
	BML440	4	3/16	21-1/2	17	E-6	E-4
	BML530	5	3/16	21-1/2	17	E-8	E-5

Model BMG/BMF Hot Gas Defrost

Model	No. of Fans	Distributor Tube (in.)		No. of Circuits	R-404A* Nozzle	R-22 Nozzle	
		OD	Length				
6 Fins Per Inch	BMG190	2	1/4	21-1/2	9	E-3	E-1-1/2
	BMG260	2	1/4	21-1/2	12	E-4	E-2-1/2
	BMG310	3	3/16	21-1/2	13	E-4	E-2-1/2
	BMG390	3	3/16	21-1/2	18	E-5	E-3
	BMG430	4	3/16	21-1/2	13	E-5	E-3
	BMG520	4	3/16	21-1/2	18	E-6	E-4
6 Fins Per Inch	BMF165	2	1/4	21-1/2	9	E-3	E-1-1/2
	BMF220	2	1/4	21-1/2	12	E-4	E-2-1/2
	BMF250	3	3/16	21-1/2	13	E-4	E-2-1/2
	BMF330	3	3/16	21-1/2	18	E-5	E-3
	BMF370	4	3/16	21-1/2	13	E-5	E-3
	BMF440	4	3/16	21-1/2	18	E-6	E-4

*Also suitable for R-507, R-502, R-134A, R-401A, R-402A

Nozzles sized for 90° - 100°F liquid temp. at expansion valve. Refer to manual H-IM-64 if liquid temp. is not 90° - 100°F

Consult Bohn Application Engineering if evaporator TD is not 10° - 15°F, (room temp. - saturated suction temp.)

Caution: Refrigeration system will not perform properly without Correct Nozzle!

Notes



For more information on Bohn refrigeration products, contact your Sales Representative or visit us at www.thecoldstandard.com.



A Brand of Heatcraft Refrigeration Products LLC
2175 West Park Place Blvd. • Stone Mountain, GA • 30087
800.537.7775 • FAX 770.465.5990

www.thecoldstandard.com

Since product improvement is a continuing effort, we reserve the right to make changes in specifications without notice.

BN-MPTB-0408 | Version 000