

CC-HTSTB
March 2011

Replaces CC-HTSTB, Dec 2008



CLIMATE
CONTROL

www.coldyoucancounton.com

AIR-COOLED CONDENSING UNIT
1/2 TO 6 HP
INDOOR AND OUTDOOR MODELS

Technical Guide



Table of Contents

| | |
|---------------------------------------|-------|
| Nomenclature..... | 2 |
| Features & Benefits | 3 |
| Options | 4 |
| Hermetic Compressors | 5-10 |
| Performance Data | 5-8 |
| High Temp., R-404A/507..... | 5 |
| Extended Temp., R-404A/507 | 6 |
| Low Temp., R-404A/507 | 7 |
| Medium & High Temp., R-22 | 8 |
| Unit Specification Data..... | 9 |
| Electrical Data | 9-10 |
| Scroll Compressors | 11-15 |
| Performance Data | 11-14 |
| Medium Temp., R-404A/507 | 11 |
| Low Temp., R-404A/507 | 12 |
| Medium Temp., R-22 | 13 |
| Low Temp., R-22 | 14 |
| Unit Specification Data..... | 15 |
| Electrical Data | 15 |
| Semi-hermetic Compressors..... | 16-21 |
| Performance Data | 14 |
| Medium Temp., R-404A/507 | 16 |
| Low Temp., R-404A/507 | 17 |
| Medium & High Temp., R-22 | 18 |
| Unit Specification Data..... | 19 |
| Electrical Data | 20-21 |
| Medium & High Temp. | 20 |
| Low Temp. | 21 |
| Replacement Parts by InterLink™ | 21 |
| Dimensional Drawings of Cabinet | 22-23 |



Nomenclature

| C | H | T | 030 | L | 6 | C | F |
|---------------------------|--|---|---|--|----------------------------|--|------------|
| Model | Compressor | Application | Equiv. HP | Temp. | Refrigerant | Voltage | Identifier |
| C = Climate Control | H = Hermetic S = Semi-herm. Z = Scroll | T = Outdoor N = Indoor S = Beacon II™ Microprocessor | 005 = 1/2 HP 008/009 = 3/4 HP 010, 011 = 1 HP 01* = 1-1/2 HP 02* = 2 HP 03* = 3 HP 04* = 4 HP 05* = 5 HP 060 = 6 HP | H = High L = Low M = Medium E = Extra Low X = Extended Medium | 2 = R-22 6 = R-404A/507 | B = 208/230/1/60 C = 208/230/3/60 D = 460/3/60 | F = Stock |

Features & Benefits

Cabinet & Construction

- HyperCore™ microchannel coil technology standard on all units
- Painted steel cabinets for superior strength and corrosion protection
- Heavy duty steel raised base with 1-1/2" legs
- Fan guards and wiring conduit on indoor models

Serviceability

- Suction service valves for hermetic and scroll compressors located outside the cabinet for quick installations. Semi-hermetic compressor models have a suction valve on the compressor and an access fitting on the suction line entering the cabinet.
- Receiver with fusible plug, liquid shutoff valve and charging port is standard
- Large electrical panel for ease of access
- Prefabricated wiring harnesses for tight crimp connections and consistent labeling
- Unit stays on if the hood is removed for servicing
- Sight glass is easily viewable

Quality

- All units are completely leak tested in a helium environment, bump tested and allowed to cycle off on the high and low pressure control. Each unit has a copy of the run data shipped inside the electrical panel
- Electrical circuits are completely checked for continuity
- Piping is laid out to minimize stress and vibration and is pre-bent to eliminate leaks
- Encapsulated, auto-reset, high and low pressure controls to eliminate leaks (standard on all high and medium temperature models, adjustable low pressure control standard on low temperature models)

Components

Fan

- Specifically matched with motor and coil to attain maximum air movement and cooling

Motor


- Rated for 50 and 60 cycle application
- Standard PSC or optional Variable Speed EC (VSEC) with Orbus™ Controller

Compressor

- Wide variety of compressors including: hermetic, semi-hermetic and scroll. R-22 and R-404A/507 available for both medium and low temperature applications
- Spring-mounted compressors with vibration eliminators on all 1-1/2 to 6 HP semi-hermetic compressors; 1/2 to 1 HP compressors are rigid mounted and have a discharge loop
- Discharge service valves come standard on all units including hermetics



Typical Outdoor Hermetic Unit



Typical Outdoor Unit with throwaway liquid-line filter and sight glass



Typical Outdoor Hermetic Unit with liquid filter drier and sight glass

Options



E Solutions branded products and options are designed to exceed current energy and environmental standards. It is our commitment in environmental innovation to dedicate ourselves by delivering energy efficient eco-conscious choices. Products included in the **E Solutions** portfolio reduce costs, improve bottom lines, and enhance equipment performance and service life.

The Beacon II™ Refrigeration System with Smart Defrost, factory-installed Smart Defrost Kit™ and Variable Speed EC (VSEC) motor with Orbus controller are **E Solutions** options that will optimize your savings and increase energy efficiency.

| Electrical options: | Outdoor | Indoor | Stock |
|--|---------------|---------------|--------------------|
| Adjustable low pressure control for medium temp. comp. | Option | Option | N/A |
| Air or electric defrost timer only | Option | Option | 1/2-3 HP low temp. |
| Beacon II™ | Option | N/A | N/A |
| Crankcase heater | Standard | N/A | Standard |
| Dual pressure control (not available on Beacon II™) | Option | Option | N/A |
| Electric defrost with timer & contactors (040-060 models only) | Option | Option | 4-6 HP low temp. |
| Fixed fan cycling — pressure or temperature (2 fan units) (Pressure standard on Beacon II™) | Option | Option | N/A |
| Fused disconnect / Non-fused disconnect | Option | Shipped loose | N/A |
| Phase loss / low voltage monitor | Option | Option | N/A |
| Smart Defrost Kit™ (Factory-Installed) | Option | Option | N/A |
| Variable speed EC (VSEC) motors with Orbus™ controller | Option | N/A | N/A |
| Mechanical options: | | | |
| 12" Extended legs for snowbelt operation | Shipped loose | Shipped loose | Shipped loose |
| Head pressure control flooding valve | Standard | Option | Standard |
| Liquid line drier, sight glass | Option | Option | Standard |
| Liquid line solenoid valve and pumpdown switch | Option | Option | N/A |
| Low ambient kit with heated and insulated receiver, TD relay | Option | N/A | N/A |
| Oil separator with discharge line check valve (D cabinet) | Option | Option | N/A |
| Oversize receiver (D cabinet) | Option | Option | N/A |
| Precharged refrigerant with quick connect fittings | Option | Option | N/A |
| Replaceable core liquid line filter (D cabinet) | Option | Option | N/A |
| Replaceable core suction line filter (D cabinet) | Option | Option | N/A |
| Suction accumulator | Option | Option | N/A |
| Suction line filter | Option | Option | N/A |



The Beacon II™ Refrigeration System is a preassembled, factory installed refrigeration system featuring an integrated microcomputer based electronic control board.

The Beacon II™ Refrigeration System replaces the expansion valve, solenoid valve, room thermostat, defrost control and timer. It comes factory preset thereby eliminating all of the expensive and time consuming fine tuning and adjustments necessary for a good system installation. For additional information, contact your Sales Representative.

HERMETIC COMPRESSORS

Performance Data - High Temperature (R-404A/507)

| R-404A/507 Model | Compressor | Capacity BTUH @ 90°F Ambient Suction Temperature | |
|------------------|------------|--|--------|
| | | 40°F | 35°F |
| CH*005H6 | RST45C1E | 8,910 | 8,150 |
| CH*009H6 | RST64C1E | 12,520 | 11,570 |
| CH*010H6† | RS70C1E | 13,720 | 12,610 |
| CH*015H6 | CS10K6E | 21,400 | 19,460 |
| CH*025H6 | CS14K6E | 26,320 | 24,270 |
| CH*032H6 | CS20K6E | 42,890 | 39,110 |
| CH*040H6 | CS27K6E | 52,240 | 48,170 |
| CH*050H6 | CS33K6E | 57,030 | 52,650 |

| R-404A/507 Model | Compressor | Capacity BTUH @ 95°F Ambient Suction Temperature | |
|------------------|------------|--|--------|
| | | 40°F | 35°F |
| CH*005H6 | RST45C1E | 8,510 | 7,790 |
| CH*009H6 | RST64C1E | 11,980 | 11,080 |
| CH*010H6† | RS70C1E | 13,010 | 11,960 |
| CH*015H6 | CS10K6E | 20,260 | 18,400 |
| CH*025H6 | CS14K6E | 25,000 | 23,030 |
| CH*032H6 | CS20K6E | 40,730 | 37,110 |
| CH*040H6 | CS27K6E | 49,580 | 45,670 |
| CH*050H6 | CS33K6E | 54,240 | 50,060 |

| R-404A/507 Model | Compressor | Capacity BTUH @ 100°F Ambient Suction Temperature | |
|------------------|------------|---|--------|
| | | 40°F | 35°F |
| CH*005H6 | RST45C1E | 8,120 | 7,430 |
| CH*009H6 | RST64C1E | 11,440 | 10,580 |
| CH*010H6† | RS70C1E | 12,310 | 11,320 |
| CH*015H6 | CS10K6E | 19,120 | 17,350 |
| CH*025H6 | CS14K6E | 23,690 | 21,810 |
| CH*032H6 | CS20K6E | 38,560 | 35,100 |
| CH*040H6 | CS27K6E | 46,920 | 43,180 |
| CH*050H6 | CS33K6E | 51,440 | 47,460 |

| R-404A/507 Model | Compressor | Capacity BTUH @ 110°F Ambient Suction Temperature | |
|------------------|------------|---|--------|
| | | 40°F | 35°F |
| CH*005H6 | RST45C1E | 7,340 | 6,710 |
| CH*009H6 | RST64C1E | 10,350 | 9,580 |
| CH*010H6† | RS70C1E | 10,920 | 10,040 |
| CH*015H6 | CS10K6E | 16,880 | 15,280 |
| CH*025H6 | CS14K6E | 21,100 | 19,410 |
| CH*032H6 | CS20K6E | 34,210 | 31,070 |
| CH*040H6 | CS27K6E | 41,630 | 38,220 |
| CH*050H6 | CS33K6E | 45,860 | 42,260 |

* = T for Outdoor, N for Indoor, S for Beacon II™

† = RS compressor not suitable for R-507

HERMETIC COMPRESSORS

Performance Data - Extended Temperature (R-404A/507)

| R-404A/507 Model | Compressor | Capacity BTUH @ 90°F Ambient Suction Temperature | | | | | | |
|------------------|------------|--|--------|--------|--------|--------|--------|--------|
| | | 30°F | 25°F | 20°F | 0°F | -10°F | -20°F | -25°F |
| CH*005X6 | RST45C1E | 6,850 | 6,270 | 5,710 | 3,690 | 2,810 | 1,980 | 1,550 |
| CH*008X6 | RST55C1E | 8,130 | 7,450 | 6,790 | 4,430 | 3,490 | 2,710 | 2,400 |
| CH*009X6 | RST64C1E | 9,590 | 8,820 | 8,080 | 5,350 | 4,240 | 3,270 | 2,850 |
| CH*010X6† | RS70C1E | 10,060 | 9,300 | 8,660 | 5,540 | 4,080 | 2,750 | 2,050 |
| CH*015X6 | CS10K6E | 16,430 | 15,090 | 13,550 | 7,910 | 5,280 | 3,610 | 2,970 |
| CH*020X6 | CS12K6E | 18,590 | 17,000 | 15,420 | 9,110 | 6,330 | 4,030 | 3,270 |
| CH*025X6 | CS14K6E | 20,150 | 18,630 | 17,270 | 10,900 | 8,050 | 5,740 | 4,760 |
| CH*030X6 | CS18K6E | 29,490 | 27,030 | 24,550 | 14,390 | 10,600 | 7,380 | 6,180 |
| CH*032X6 | CS20K6E | 32,420 | 29,620 | 26,840 | 15,930 | 12,200 | 8,780 | 7,000 |
| CH*040X6 | CS27K6E | 43,970 | 39,510 | 35,150 | 20,560 | 14,980 | 11,830 | 8,690 |
| CH*050X6 | CS33K6E | 44,600 | 43,160 | 39,300 | 24,160 | 17,610 | 13,500 | 11,700 |

| R-404A/507 Model | Compressor | Capacity BTUH @ 95°F Ambient Suction Temperature | | | | | | |
|------------------|------------|--|--------|--------|--------|--------|--------|--------|
| | | 30°F | 25°F | 20°F | 0°F | -10°F | -20°F | -25°F |
| CH*005X6 | RST45C1E | 6,530 | 5,970 | 5,440 | 3,510 | 2,660 | 1,850 | 1,430 |
| CH*008X6 | RST55C1E | 7,730 | 7,070 | 6,440 | 4,180 | 3,280 | 2,550 | 2,250 |
| CH*009X6 | RST64C1E | 9,150 | 8,420 | 7,710 | 5,090 | 4,020 | 3,100 | 2,690 |
| CH*010X6† | RS70C1E | 9,400 | 8,850 | 8,170 | 5,120 | 3,770 | 2,610 | 1,820 |
| CH*015X6 | CS10K6E | 15,400 | 13,960 | 12,800 | 7,220 | 5,060 | 3,330 | 2,630 |
| CH*020X6 | CS12K6E | 17,490 | 16,000 | 14,470 | 8,370 | 5,830 | 3,860 | 2,830 |
| CH*025X6 | CS14K6E | 18,920 | 17,490 | 16,250 | 10,090 | 7,530 | 5,230 | 4,330 |
| CH*030X6 | CS18K6E | 27,840 | 25,490 | 23,130 | 13,480 | 9,710 | 6,750 | 5,620 |
| CH*032X6 | CS20K6E | 30,530 | 27,890 | 25,240 | 14,800 | 11,200 | 7,930 | 6,220 |
| CH*040X6 | CS27K6E | 41,480 | 37,270 | 33,160 | 19,400 | 14,130 | 11,160 | 8,200 |
| CH*050X6 | CS33K6E | 42,300 | 41,000 | 37,180 | 22,370 | 17,300 | 12,700 | 10,900 |

| R-404A/507 Model | Compressor | Capacity BTUH @ 100°F Ambient Suction Temperature | | | | | | |
|------------------|------------|---|--------|--------|--------|--------|--------|--------|
| | | 30°F | 25°F | 20°F | 0°F | -10°F | -20°F | -25°F |
| CH*005X6 | RST45C1E | 6,200 | 5,670 | 5,170 | 3,330 | 2,510 | 1,720 | 1,310 |
| CH*008X6 | RST55C1E | 7,320 | 6,700 | 6,090 | 3,930 | 3,070 | 2,390 | 2,100 |
| CH*009X6 | RST64C1E | 8,720 | 8,010 | 7,340 | 4,830 | 3,810 | 2,920 | 2,540 |
| CH*010X6† | RS70C1E | 8,790 | 8,290 | 7,680 | 4,760 | 3,430 | 2,230 | 1,570 |
| CH*015X6 | CS10K6E | 14,210 | 13,150 | 11,780 | 6,660 | 4,580 | 2,930 | 2,270 |
| CH*020X6 | CS12K6E | 16,410 | 14,990 | 13,380 | 7,700 | 5,280 | 3,420 | 2,420 |
| CH*025X6 | CS14K6E | 17,730 | 16,390 | 15,220 | 9,390 | 6,950 | 4,770 | 3,930 |
| CH*030X6 | CS18K6E | 26,190 | 23,970 | 21,800 | 12,570 | 8,880 | 6,120 | 5,110 |
| CH*032X6 | CS20K6E | 28,600 | 26,160 | 23,750 | 13,740 | 10,300 | 7,050 | 5,370 |
| CH*040X6 | CS27K6E | 38,980 | 35,030 | 31,180 | 18,240 | 13,290 | 10,500 | 7,700 |
| CH*050X6 | CS33K6E | 39,800 | 38,760 | 34,810 | 20,760 | 16,200 | 11,800 | 10,000 |

| R-404A/507 Model | Compressor | Capacity BTUH @ 110°F Ambient Suction Temperature | | | | | | |
|------------------|------------|---|--------|--------|--------|--------|--------|-------|
| | | 30°F | 25°F | 20°F | 0°F | -10°F | -20°F | -25°F |
| CH*005X6 | RST45C1E | 5,540 | 5,060 | 4,610 | 2,950 | 2,210 | 1,470 | 1,080 |
| CH*008X6 | RST55C1E | 6,530 | 5,970 | 5,410 | 3,450 | 2,670 | 2,070 | 1,820 |
| CH*009X6 | RST64C1E | 7,830 | 7,200 | 6,580 | 4,310 | 3,390 | 2,580 | 2,250 |
| CH*010X6† | RS70C1E | 7,700 | 7,140 | 6,590 | 4,080 | 3,010 | 1,680 | - |
| CH*015X6 | CS10K6E | 12,150 | 11,110 | 10,030 | 5,410 | 3,650 | 2,140 | 1,540 |
| CH*020X6 | CS12K6E | 14,270 | 12,980 | 11,550 | 6,460 | 4,410 | 2,580 | 1,660 |
| CH*025X6 | CS14K6E | 15,430 | 14,450 | 13,230 | 8,100 | 5,760 | 3,860 | 2,990 |
| CH*030X6 | CS18K6E | 23,000 | 21,020 | 18,970 | 10,810 | 7,100 | 4,940 | 4,140 |
| CH*032X6 | CS20K6E | 24,840 | 22,790 | 20,580 | 11,490 | 8,260 | 5,270 | 3,630 |
| CH*040X6 | CS27K6E | 35,150 | 31,240 | 27,520 | 15,210 | 11,290 | 8,920 | 6,550 |
| CH*050X6 | CS33K6E | 35,200 | 34,060 | 30,530 | 19,000 | 14,100 | 10,400 | 9,010 |

* = T for Outdoor, N for Indoor, S for Beacon II™

† = RS compressor not suitable for R-507

HERMETIC COMPRESSORS

Performance Data - Low Temperature (R-404A/507)

| R-404A/507 Model | Compressor | Capacity BTUH @ 90°F Ambient Suction Temperature | | | | | |
|------------------|------------|--|--------|--------|--------|-------|-------|
| | | 0°F | -5°F | -10°F | -20°F | -25°F | -30°F |
| CH*011L6 | CF04K6E | 7,030 | 6,240 | 5,370 | 3,850 | 3,330 | 2,630 |
| CH*014L6 | CF06K6E | 10,500 | 9,380 | 7,830 | 6,090 | 4,890 | 4,080 |
| CH*019L6 | CF06K6E | 12,100 | 10,180 | 8,910 | 6,580 | 5,530 | 4,570 |
| CH*025L6 | CF09K6E | 15,550 | 14,500 | 12,700 | 9,000 | 7,560 | 6,230 |
| CH*031L6 | CF12K6E | 18,840 | 17,800 | 15,140 | 11,540 | 9,790 | 8,070 |

| R-404A/507 Model | Compressor | Capacity BTUH @ 95°F Ambient Suction Temperature | | | | | |
|------------------|------------|--|--------|--------|--------|-------|-------|
| | | 0°F | -5°F | -10°F | -20°F | -25°F | -30°F |
| CH*011L6 | CF04K6E | 6,840 | 5,750 | 4,920 | 3,650 | 3,020 | 2,360 |
| CH*014L6 | CF06K6E | 9,900 | 8,840 | 7,750 | 5,670 | 4,710 | 3,680 |
| CH*019L6 | CF06K6E | 11,400 | 10,100 | 8,750 | 6,040 | 5,030 | 4,150 |
| CH*025L6 | CF09K6E | 15,400 | 13,700 | 12,000 | 8,300 | 6,950 | 5,750 |
| CH*031L6 | CF12K6E | 17,690 | 16,800 | 14,360 | 10,910 | 9,170 | 7,470 |

| R-404A/507 Model | Compressor | Capacity BTUH @ 100°F Ambient Suction Temperature | | | | | |
|------------------|------------|---|--------|--------|--------|-------|-------|
| | | 0°F | -5°F | -10°F | -20°F | -25°F | -30°F |
| CH*011L6 | CF04K6E | 6,310 | 5,170 | 4,460 | 3,300 | 2,660 | 2,070 |
| CH*014L6 | CF06K6E | 9,310 | 8,280 | 7,280 | 5,280 | 4,350 | 3,510 |
| CH*019L6 | CF06K6E | 10,700 | 9,430 | 8,170 | 5,810 | 4,570 | 3,700 |
| CH*025L6 | CF09K6E | 14,500 | 12,800 | 11,200 | 8,130 | 6,410 | 5,220 |
| CH*031L6 | CF12K6E | 17,600 | 15,090 | 13,410 | 10,700 | 9,040 | 7,320 |

| R-404A/507 Model | Compressor | Capacity BTUH @ 110°F Ambient Suction Temperature | | | | | |
|------------------|------------|---|--------|--------|-------|-------|-------|
| | | 0°F | -5°F | -10°F | -20°F | -25°F | -30°F |
| CH*011L6 | CF04K6E | 5,240 | 4,450 | 3,620 | 2,630 | 2,100 | - |
| CH*014L6 | CF06K6E | 8,310 | 7,340 | 6,420 | 4,580 | 3,730 | 2,990 |
| CH*019L6 | CF06K6E | 9,330 | 8,170 | 7,040 | 4,920 | 3,980 | 3,090 |
| CH*025L6 | CF09K6E | 12,700 | 11,400 | 9,900 | 7,030 | 5,760 | 4,590 |
| CH*031L6 | CF12K6E | 15,700 | 14,000 | 12,400 | 9,250 | 7,690 | 6,100 |

* = T for Outdoor, N for Indoor, S for Beacon II™

HERMETIC COMPRESSORS

Performance Data - Medium & High Temperature (R-22)

| R-22 Model | Compressor | Capacity BTUH @ 90°F Ambient Suction Temperature | | | | | | |
|------------|------------|--|--------|--------|--------|--------|--------|--------|
| | | 40°F | 30°F | 25°F | 20°F | 15°F | 10°F | 0°F |
| CH*005H2 | ART82C1 | 7,470 | 5,640 | 5,090 | 4,610 | 4,170 | 3,740 | 2,940 |
| CH*008H2 | RS64C2 | 10,690 | 8,990 | 8,080 | 7,310 | 6,610 | 5,850 | 4,540 |
| CH*010H2 | RS70C1 | 11,360 | 10,100 | 8,620 | 7,730 | 6,840 | 6,070 | 4,280 |
| CH*015H2 | CR18KQ | - | 14,580 | 12,910 | 11,350 | 9,910 | 8,100 | 5,650 |
| CH*020H2 | CR24KQ | 24,360 | 19,930 | 17,760 | 15,650 | 13,650 | 11,640 | 8,560 |
| CH*029M2 | CR37KQ | - | 26,210 | 23,630 | 21,300 | 18,870 | 16,620 | 11,700 |
| CH*030H2 | CR37KQ | 41,190 | 33,300 | 29,500 | 25,830 | 22,330 | 19,040 | 13,210 |
| CH*040H2 | CR53KQ | 57,430 | 46,140 | 40,790 | 35,620 | 30,740 | 26,150 | 18,100 |
| CH*050H2 | CRN-0500 | 64,770 | 52,240 | 46,250 | 40,490 | 35,010 | 29,860 | 20,740 |

| R-22 Model | Compressor | Capacity BTUH @ 95°F Ambient Suction Temperature | | | | | | |
|------------|------------|--|--------|--------|--------|--------|--------|--------|
| | | 40°F | 30°F | 25°F | 20°F | 15°F | 10°F | 0°F |
| CH*005H2 | ART82C1 | 7,170 | 5,410 | 4,870 | 4,410 | 3,990 | 3,580 | 2,790 |
| CH*008H2 | RS64C2 | 10,280 | 8,540 | 7,740 | 6,980 | 6,310 | 5,580 | 4,320 |
| CH*010H2 | RS70C1 | 10,870 | 9,120 | 8,150 | 7,350 | 6,490 | 5,740 | 3,870 |
| CH*015H2 | CR18KQ | - | 13,830 | 12,210 | 10,670 | 9,260 | 7,510 | 5,130 |
| CH*020H2 | CR24KQ | 23,190 | 18,980 | 16,910 | 14,900 | 12,990 | 11,090 | 8,150 |
| CH*029M2 | CR37KQ | - | 25,100 | 22,780 | 20,270 | 17,880 | 15,450 | 10,900 |
| CH*030H2 | CR37KQ | 38,230 | 31,710 | 28,090 | 24,610 | 21,260 | 18,140 | 12,580 |
| CH*040H2 | CR53KQ | 54,690 | 43,950 | 38,840 | 33,930 | 29,270 | 24,920 | 17,240 |
| CH*050H2 | CRN-0500 | 61,680 | 49,760 | 44,050 | 38,560 | 33,340 | 28,440 | 19,750 |

| R-22 Model | Compressor | Capacity BTUH @ 100°F Ambient Suction Temperature | | | | | | |
|------------|------------|---|--------|--------|--------|--------|--------|--------|
| | | 40°F | 30°F | 25°F | 20°F | 15°F | 10°F | 0°F |
| CH*005H2 | ART82C1 | 6,850 | 5,200 | 4,680 | 4,430 | 3,990 | 3,410 | - |
| CH*008H2 | RS64C2 | 9,850 | 8,160 | 7,400 | 6,660 | 5,970 | 5,310 | - |
| CH*010H2 | RS70C1 | 10,380 | 8,690 | 7,820 | 6,910 | 6,140 | 5,410 | - |
| CH*015H2 | CR18KQ | - | 13,070 | 11,500 | 10,000 | 8,600 | 6,890 | 4,410 |
| CH*020H2 | CR24KQ | 22,030 | 18,030 | 16,070 | 14,160 | 12,340 | 10,540 | 7,740 |
| CH*029M2 | CR37KQ | - | 23,980 | 21,720 | 19,260 | 16,910 | 14,470 | - |
| CH*030H2 | CR37KQ | 37,270 | 30,130 | 26,690 | 23,380 | 20,200 | 17,220 | 11,950 |
| CH*040H2 | CR53KQ | 51,960 | 41,760 | 36,890 | 32,240 | 27,820 | 23,670 | 16,390 |
| CH*050H2 | CRN-0500 | 58,600 | 47,270 | 41,850 | 36,630 | 31,680 | 27,020 | 18,760 |

| R-22 Model | Compressor | Capacity BTUH @ 110°F Ambient Suction Temperature | | | | | | |
|------------|------------|---|--------|--------|--------|--------|--------|--------|
| | | 40°F | 30°F | 25°F | 20°F | 15°F | 10°F | 0°F |
| CH*005H2 | ART82C1 | 6,240 | 4,960 | 4,430 | 4,010 | 3,550 | 3,190 | - |
| CH*008H2 | RS64C2 | 8,930 | 7,820 | 6,710 | 6,020 | 5,390 | 4,770 | - |
| CH*010H2 | RS70C1 | 9,490 | 8,250 | 6,950 | 6,170 | 5,440 | 4,380 | - |
| CH*015H2 | CR18KQ | - | 11,590 | 10,100 | 8,230 | 6,880 | 5,650 | - |
| CH*020H2 | CR24KQ | 19,770 | 16,180 | 14,410 | 12,680 | 11,000 | 9,400 | 6,490 |
| CH*029M2 | CR37KQ | - | 21,750 | 19,600 | 17,030 | 14,730 | 12,520 | - |
| CH*030H2 | CR37KQ | 33,900 | 27,120 | 23,870 | 20,760 | 17,820 | 15,080 | 10,350 |
| CH*040H2 | CR53KQ | 48,390 | 38,470 | 33,780 | 29,320 | 25,120 | 21,230 | 14,550 |
| CH*050H2 | CRN-0500 | 54,770 | 43,730 | 38,490 | 33,470 | 28,740 | 24,340 | 16,760 |

* = T for Outdoor, N for Indoor, S for Beacon II™

HERMETIC COMPRESSORS

Unit Specifications

| Model | Fig. ++ | Compressor | Connections (ID) | | Receiver 90% Full Lbs. | Fan(s) | Dimensions | | | Net Wt. Lbs. | Sound Data dBA [†] |
|----------|---------|------------|------------------|---------|------------------------------|--------|------------|---------|---------|-----------------|--------------------------------|
| | | | Liquid | Suction | | | D (In.) | W (In.) | H (In.) | | |
| CH*005H2 | A | ART82C1 | 3/8 | 1/2 | 6.0 | 1 | 28-1/4 | 23-3/4 | 17-1/4 | 135 | 67 |
| CH*008H2 | A | RS64C2 | 3/8 | 1/2 | 6.0 | 1 | 28-1/4 | 23-3/4 | 17-1/4 | 141 | 68 |
| CH*010H2 | A | RS70C1 | 3/8 | 5/8 | 6.0 | 1 | 28-1/4 | 23-3/4 | 17-1/4 | 136 | 68 |
| CH*015H2 | B | CR18KQ | 3/8 | 5/8 | 10.0 | 2 | 28-1/4 | 37-3/4 | 17-1/4 | 189 | 71 |
| CH*020H2 | B | CR24KQ | 3/8 | 7/8 | 10.0 | 2 | 28-1/4 | 37-3/4 | 17-1/4 | 193 | 72 |
| CH*029M2 | C | CR37KQ | 1/2 | 7/8 | 16.0 | 2 | 28-1/4 | 37-3/4 | 19-1/4 | 214 | 72 |
| CH*030H2 | D | CR37KQ | 1/2 | 7/8 | 22.0 | 1 | 30-1/4 | 42-1/2 | 29-3/4 | 281 | 73 |
| CH*040H2 | D | CR53KQ | 1/2 | 1-1/8 | 22.0 | 1 | 30-1/4 | 42-1/2 | 29-3/4 | 299 | 73 |
| CH*050H2 | D | CRN-0500 | 1/2 | 1-1/8 | 22.0 | 1 | 30-1/4 | 42-1/2 | 29-3/4 | 310 | 75 |
| CH*005X6 | A | RST45C1E | 3/8 | 1/2 | 5.5 | 1 | 28-1/4 | 23-3/4 | 17-1/2 | 135 | 68 |
| CH*008X6 | A | RST55C1E | 3/8 | 1/2 | 5.5 | 1 | 28-1/4 | 23-3/4 | 17-1/2 | 135 | 68 |
| CH*009X6 | A | RST64C1E | 3/8 | 5/8 | 5.5 | 1 | 28-1/4 | 23-3/4 | 17-1/2 | 144 | 68 |
| CH*010X6 | A | RS70C1E | 3/8 | 5/8 | 5.5 | 1 | 28-1/4 | 23-3/4 | 17-1/4 | 138 | 68 |
| CH*015X6 | B | CS10K6E | 3/8 | 5/8 | 9.0 | 2 | 28-1/4 | 37-3/4 | 17-1/4 | 193 | 71 |
| CH*020X6 | B | CS12K6E | 3/8 | 7/8 | 9.0 | 2 | 28-1/4 | 37-3/4 | 17-1/4 | 203 | 73 |
| CH*025X6 | B | CS14K6E | 3/8 | 7/8 | 9.0 | 2 | 28-1/4 | 37-3/4 | 17-1/4 | 208 | 74 |
| CH*030X6 | D | CS18K6E | 1/2 | 7/8 | 20.0 | 1 | 30-1/4 | 42-1/2 | 29-3/4 | 290 | 73 |
| CH*032X6 | D | CS20K6E | 1/2 | 7/8 | 20.0 | 1 | 30-1/4 | 42-1/2 | 29-3/4 | 275 | 76 |
| CH*040X6 | D | CS27K6E | 1/2 | 1-1/8 | 20.0 | 1 | 30-1/4 | 42-1/2 | 29-3/4 | 281 | 73 |
| CH*050X6 | D | CS33K6E | 1/2 | 1-1/8 | 20.0 | 1 | 30-1/4 | 42-1/2 | 29-3/4 | 313 | 73 |
| CH*011L6 | A | CF04K6E | 3/8 | 5/8 | 5.5 | 1 | 28-1/4 | 23-3/4 | 17-1/4 | 139 | 73 |
| CH*014L6 | A | CF06K6E | 3/8 | 5/8 | 5.5 | 1 | 28-1/4 | 23-3/4 | 17-1/4 | 170 | 73 |
| CH*019L6 | B | CF06K6E | 3/8 | 5/8 | 9.0 | 2 | 28-1/4 | 37-3/4 | 17-1/4 | 200 | 69 |
| CH*025L6 | B | CF09K6E | 3/8 | 7/8 | 9.0 | 2 | 28-1/4 | 37-3/4 | 17-1/4 | 222 | 76 |
| CH*031L6 | C | CF12K6E | 1/2 | 7/8 | 14.0 | 2 | 28-1/4 | 37-3/4 | 19-3/4 | 223 | 77 |
| CH*005H6 | A | RST45C1E | 3/8 | 1/2 | 5.5 | 1 | 28-1/4 | 23-3/4 | 17-1/4 | 135 | 68 |
| CH*009H6 | A | RST64C1E | 3/8 | 5/8 | 5.5 | 1 | 28-1/4 | 23-3/4 | 17-1/4 | 144 | 68 |
| CH*010H6 | A | RS70C1E | 3/8 | 5/8 | 5.5 | 1 | 28-1/4 | 23-3/4 | 17-1/4 | 138 | 68 |
| CH*015H6 | B | CS10K6E | 3/8 | 5/8 | 9.0 | 2 | 28-1/4 | 37-3/4 | 17-1/4 | 193 | 71 |
| CH*025H6 | B | CS14K6E | 3/8 | 7/8 | 9.0 | 2 | 28-1/4 | 37-3/4 | 17-1/4 | 208 | 74 |
| CH*032H6 | D | CS20K6E | 1/2 | 7/8 | 20.0 | 1 | 30-1/4 | 42-1/2 | 29-3/4 | 275 | 76 |
| CH*040H6 | D | CS27K6E | 1/2 | 1-1/8 | 20.0 | 1 | 30-1/4 | 42-1/2 | 29-3/4 | 281 | 73 |
| CH*050H6 | D | CS33K6E | 1/2 | 1-1/8 | 20.0 | 1 | 30-1/4 | 42-1/2 | 29-3/4 | 313 | 73 |

* = T for Outdoor, N for Indoor, S for Beacon II™

++ = See Dimensional Drawings for details

† = Estimated sound pressure values are 10 feet from the unit. For estimating sound pressure from the unit at different distances, deduct the following from the unit values: 20 feet, deduct 6 dBA for 40 feet, deduct 12 dBA for 80 feet, deduct 18 dBA. This data is typical of "free field" conditions for horizontal air cooled condensing units at the outlet of the discharge air. The actual sound measurements may vary depending on the condensing unit installation. Factors such as reflecting walls, background noise and mounting conditions may have a significant influence on this data.

Electrical Data

| Model Number | Part Number | Power Supply | | | Compressor | | Fan Motor | | | MCA | | MOPD | | Evap. Fan Amps | Defrost Heater Amps |
|--------------|-------------|--------------|----|-----------------|------------|-------|-----------|------|-----|------|-------|------|-------|----------------|---------------------|
| | | Volts | Ph | HZ [†] | RLA | LRA | Qty. | HP | FLA | Air | Elec. | Air | Elec. | | |
| CH*005H2B | ART82C1-CAV | 208-230 | 1 | 60 | 5.9 | 30.0 | 1 | 1/15 | 0.5 | 15.0 | 20 | 15 | 20 | 8.0 | 15 |
| CH*008H2B | RS64C2-CAV | 208-230 | 1 | 60 | 6.9 | 37.0 | 1 | 1/15 | 0.5 | 15.0 | 20 | 15 | 20 | 8.0 | 15 |
| CH*010H2B | RS70C1-PFV | 208-230 | 1 | 60 | 6.3 | 34.2 | 1 | 1/15 | 0.5 | 15.0 | 20 | 15 | 20 | 7.0 | 15 |
| CH*010H2C | RS70C1-TFC | 208-230 | 3 | 60 | 4.2 | 31.0 | 1 | 1/15 | 0.5 | 15.0 | 20 | 15 | 20 | 8.6 | 15 |
| CH*015H2B | CR18KQ-PFV | 208-230 | 1 | 60 | 8.1 | 41.0 | 2 | 1/15 | 1.0 | 15.0 | 24 | 15 | 25 | 6.0 | 19 |
| CH*015H2C | CR18KQ-TF5 | 208-230 | 3 | 60 | 4.9 | 40.0 | 2 | 1/15 | 1.0 | 15.0 | 24 | 15 | 20 | 7.0 | 19 |
| CH*015H2D | CR18KQ-TFD | 460 | 3 | 60 | 2.8 | 23.0 | 2 | 1/15 | 1.0 | 15.0 | 20 | 15 | 20 | ^ | ^ |
| CH*020H2B | CR24KQ-PFV | 208-230 | 1 | 60 | 12.2 | 70.5 | 2 | 1/15 | 1.0 | 20.0 | 29 | 25 | 30 | 6.0 | 23 |
| CH*020H2C | CR24KQ-TF5 | 208-230 | 3 | 60 | 6.7 | 40.0 | 2 | 1/15 | 1.0 | 15.0 | 24 | 15 | 25 | 9.0 | 19 |
| CH*020H2D | CR24KQ-TFD | 460 | 3 | 60 | 3.6 | 28.0 | 2 | 1/15 | 1.0 | 15.0 | 20 | 15 | 20 | ^ | ^ |
| CH*029M2B | CR37KQ-PFV | 208-230 | 1 | 60 | 16.7 | 100.3 | 2 | 1/15 | 1.0 | 21.8 | 38 | 35 | 50 | 12.0 | 30 |
| CH*029M2C | CR37KQ-TF5 | 208-230 | 3 | 60 | 9.9 | 85.0 | 2 | 1/15 | 1.0 | 15.0 | 38 | 20 | 40 | 12.0 | 30 |
| CH*029M2D | CR37KQ-TFD | 460 | 3 | 60 | 5.0 | 39.0 | 2 | 1/15 | 1.0 | 15.0 | 15 | 15 | 25 | ^ | ^ |
| CH*030H2B | CR37KQ-PFV | 208-230 | 1 | 60 | 16.7 | 100.3 | 1 | 1/3 | 3.5 | 24.3 | 38 | 40 | 50 | 12.0 | 30 |
| CH*030H2C | CR37KQ-TF5 | 208-230 | 3 | 60 | 9.9 | 85.0 | 1 | 1/3 | 3.5 | 20.0 | 38 | 25 | 40 | 12.0 | 30 |
| CH*030H2D | CR37KQ-TFD | 460 | 3 | 60 | 5.0 | 39.0 | 1 | 1/3 | 1.9 | 15.0 | 24 | 15 | 25 | ^ | ^ |

* = T for Outdoor, N for Indoor, S for Beacon II™ ^ Power supplied by customer. † Consult factory for 50 HZ applications.

Per UL and NEC, RLA values have been calculated by dividing the Maximum Continuous Current (MCC) by 1.56.

HERMETIC COMPRESSORS

Electrical Data

| Model Number | Part Number | Power Supply | | | Compressor | | Fan Motor | | | MCA | | MOPD | | Evap. Fan Amps | Defrost Heater Amps |
|--------------|---------------|--------------|----|-----------------|------------|-------|-----------|------|-----|------|-------|------|-------|----------------|---------------------|
| | | Volts | Ph | Hz [†] | RLA | LRA | Qty. | HP | FLA | Air | Elec. | Air | Elec. | | |
| CH*040H2B | CR53KQ-PFV | 208-230 | 1 | 60 | 26.0 | 140.0 | 1 | 1/3 | 3.5 | 36.0 | 48.0 | 50 | 60 | 12.0 | 35 |
| CH*040H2C | CR53KQ-TF5 | 208-230 | 3 | 60 | 16.3 | 107.0 | 1 | 1/3 | 3.5 | 23.9 | 38.0 | 40 | 50 | 12.0 | 30 |
| CH*040H2D | CR53KQ-TFD | 460 | 3 | 60 | 8.1 | 55.0 | 1 | 1/3 | 1.9 | 15.0 | 29.0 | 15 | 30 | 11.0 | 23 |
| CH*050H2B | CRN5-0500-PFV | 208-230 | 1 | 60 | 30.8 | 142.0 | 1 | 1/3 | 3.5 | 42.0 | 59.0 | 50 | 60 | 12.0 | 47 |
| CH*050H2C | CRN5-0500-TF5 | 208-230 | 3 | 60 | 19.2 | 130.0 | 1 | 1/3 | 3.5 | 28.0 | 40.0 | 45 | 50 | 12.0 | 30 |
| CH*050H2D | CRN5-0500-TFD | 460 | 3 | 60 | 8.7 | 65.0 | 1 | 1/3 | 1.9 | 15.0 | 29 | 20 | 30 | 10.0 | 23 |
| CH*005X6B | RST45C1E-CAV | 208-230 | 1 | 60 | 4.6 | 26.5 | 1 | 1/15 | 0.5 | 15.0 | 20.0 | 15 | 20 | 8.0 | 15 |
| CH*008X6B | RST55C1E-CAV | 208-230 | 1 | 60 | 6.1 | 33.7 | 1 | 1/15 | 0.5 | 15.0 | 20.0 | 15 | 20 | 8.0 | 15 |
| CH*009X6B | RST64C1E-CAV | 208-230 | 1 | 60 | 8.0 | 43.0 | 1 | 1/15 | 0.5 | 15.0 | 20.0 | 15 | 20 | 6.0 | 15 |
| CH*010X6B | RS70C1E-PFV | 208-230 | 1 | 60 | 6.3 | 34.2 | 1 | 1/15 | 0.5 | 15.0 | 20.0 | 15 | 20 | 7.0 | 15 |
| CH*010X6C | RS70C1E-TFC | 208-230 | 3 | 60 | 4.2 | 31.0 | 1 | 1/15 | 0.5 | 15.0 | 20.0 | 15 | 20 | 8.6 | 15 |
| CH*015X6B | CS10K6E-PFV | 208-230 | 1 | 60 | 9.8 | 56.0 | 2 | 1/15 | 1.0 | 15.0 | 24.0 | 20 | 25 | 6.0 | 19 |
| CH*015X6C | CS10K6E-TF5 | 208-230 | 3 | 60 | 6.7 | 51.0 | 2 | 1/15 | 1.0 | 15.0 | 20.0 | 15 | 20 | 7.0 | 15 |
| CH*020X6B | CS12K6E-PFV | 208-230 | 1 | 60 | 9.8 | 56.0 | 2 | 1/15 | 1.0 | 15.0 | 24.0 | 20 | 25 | 6.0 | 19 |
| CH*020X6C | CS12K6E-TF5 | 208-230 | 3 | 60 | 6.7 | 51.0 | 2 | 1/15 | 1.0 | 15.0 | 24.0 | 15 | 25 | 9.0 | 19 |
| CH*025X6B | CS14K6E-PFV | 208-230 | 1 | 60 | 11.2 | 61.0 | 2 | 1/15 | 1.0 | 15.0 | 29.0 | 25 | 30 | 6.0 | 23 |
| CH*025X6C | CS14K6E-TF5 | 208-230 | 3 | 60 | 8.2 | 55.0 | 2 | 1/15 | 1.0 | 15.0 | 24.0 | 15 | 25 | 9.0 | 19 |
| CH*025X6D | CS14K6E-TFD | 460 | 3 | 60 | 4.2 | 28.0 | 2 | 1/15 | 1.0 | 15.0 | 20.0 | 15 | 20 | ^ | ^ |
| CH*030X6B | CS18K6E-PFV | 208-230 | 1 | 60 | 14.4 | 82.0 | 1 | 1/3 | 3.5 | 21.0 | 38.0 | 35 | 45 | 12.0 | 30 |
| CH*030X6C | CS18K6E-TF5 | 208-230 | 3 | 60 | 9.4 | 65.5 | 1 | 1/3 | 3.5 | 15.0 | 29.0 | 20 | 30 | 7.0 | 23 |
| CH*030X6D | CS18K6E-TFD | 460 | 3 | 60 | 3.9 | 33.0 | 1 | 1/3 | 1.9 | 15.0 | 24.0 | 15 | 25 | ^ | ^ |
| CH*032X6B | CS20K6E-PFV | 208-230 | 1 | 60 | 16.7 | 96.0 | 1 | 1/3 | 3.5 | 24.0 | 38.0 | 40 | 50 | 12.0 | 30 |
| CH*032X6C | CS20K6E-TF5 | 208-230 | 3 | 60 | 10.3 | 75.0 | 1 | 1/3 | 3.5 | 20.0 | 29.0 | 25 | 30 | 7.0 | 23 |
| CH*032X6D | CS20K6E-TFD | 460 | 3 | 60 | 4.6 | 40.0 | 1 | 1/3 | 1.9 | 15.0 | 24.0 | 15 | 25 | ^ | ^ |
| CH*040X6B | CS27K6E-PFV | 208-230 | 1 | 60 | 21.5 | 121.0 | 1 | 1/3 | 3.5 | 30.3 | 44.0 | 50 | 60 | 12.0 | 35 |
| CH*040X6C | CS27K6E-TF5 | 208-230 | 3 | 60 | 13.7 | 105.0 | 1 | 1/3 | 3.5 | 20.7 | 38.0 | 30 | 45 | 12.0 | 30 |
| CH*040X6D | CS27K6E-TFD | 460 | 3 | 60 | 7.6 | 52.0 | 1 | 1/3 | 1.9 | 15.0 | 29.0 | 15 | 30 | 11.0 | 23 |
| CH*050X6B | CS33K6E-PFV | 208-230 | 1 | 60 | 27.6 | 125.0 | 1 | 1/3 | 3.5 | 38.0 | 59.0 | 50 | 60 | 12.0 | 47 |
| CH*050X6C | CS33K6E-TF5 | 208-230 | 3 | 60 | 16.8 | 102.0 | 1 | 1/3 | 3.5 | 24.5 | 38.0 | 40 | 50 | 12.0 | 30 |
| CH*050X6D | CS33K6E-TFD | 460 | 3 | 60 | 8.8 | 48.0 | 1 | 1/3 | 1.9 | 15.0 | 29.0 | 20 | 30 | 10.0 | 23 |
| CH*011L6B | CF04K6E-PFV | 208-230 | 1 | 60 | 8.6 | 59.2 | 1 | 1/15 | 0.5 | 15.0 | 20.0 | 15 | 25 | 7.0 | 15 |
| CH*011L6C | CF04K6E-TF5 | 200-230 | 3 | 60 | 3.9 | 52.0 | 1 | 1/15 | 0.5 | 15.0 | 20.0 | 15 | 20 | 8.0 | 15 |
| CH*014L6B | CF06K6E-PFV | 208-230 | 1 | 60 | 10.3 | 59.2 | 1 | 1/15 | 0.5 | 15.0 | 20.0 | 20 | 25 | 4.0 | 15 |
| CH*014L6C | CF06K6E-TF5 | 200-230 | 3 | 60 | 6.3 | 52.0 | 1 | 1/15 | 0.5 | 15.0 | 24.0 | 15 | 25 | 9.0 | 19 |
| CH*019L6B | CF06K6E-PFV | 208-230 | 1 | 60 | 10.3 | 59.2 | 2 | 1/15 | 1.0 | 15.0 | 24.0 | 20 | 30 | 6.0 | 19 |
| CH*019L6C | CF06K6E-TF5 | 208-230 | 3 | 60 | 6.3 | 52.0 | 2 | 1/15 | 1.0 | 15.0 | 24.0 | 15 | 25 | 9.0 | 19 |
| CH*025L6B | CF09K6E-PFV | 208-230 | 1 | 60 | 15.0 | 87.0 | 2 | 1/15 | 1.0 | 20.0 | 29.0 | 30 | 40 | 6.0 | 23 |
| CH*025L6C | CF09K6E-TF5 | 200-230 | 3 | 60 | 9.2 | 72.2 | 2 | 1/15 | 1.0 | 15.0 | 21.0 | 20 | 25 | 7.0 | 15 |
| CH*031L6B | CF12K6E-PFV | 208-230 | 1 | 60 | 17.0 | 105.0 | 2 | 1/15 | 1.0 | 22.3 | 37.5 | 35 | 50 | 12.0 | 30 |
| CH*031L6C | CF12K6E-TF5 | 200-230 | 3 | 60 | 10.7 | 85.0 | 2 | 1/15 | 1.0 | 15.0 | 28.8 | 25 | 30 | 7.0 | 23 |
| CH*031L6D | CF12K6E-TFD | 460 | 3 | 60 | 5.3 | 42.0 | 2 | 1/15 | 1.0 | 15.0 | 23.8 | 15 | 25 | ^ | ^ |
| CH*005H6B | RST45C1E-CAV | 208-230 | 1 | 60 | 4.5 | 26.5 | 1 | 1/15 | 0.5 | 15.0 | - | 15 | - | - | - |
| CH*009H6B | RST64C1E-CAV | 208-230 | 1 | 60 | 7.6 | 43.0 | 1 | 1/15 | 0.5 | 15.0 | - | 15 | - | - | - |
| CH*010H6B | RS70C1E-PFV | 208-230 | 1 | 60 | 6.9 | 34.2 | 1 | 1/15 | 0.5 | 15.0 | - | 15 | - | - | - |
| CH*010H6C | RS70C1E-TFC | 208-230 | 3 | 60 | 4.7 | 31.0 | 1 | 1/15 | 0.5 | 15.0 | - | 15 | - | - | - |
| CH*015H6B | CS10K6E-PFV | 208-230 | 1 | 60 | 11.1 | 56.0 | 2 | 1/15 | 1.0 | 15.0 | - | 25 | - | - | - |
| CH*015H6C | CS10K6E-TF5 | 208-230 | 3 | 60 | 7.2 | 51.0 | 2 | 1/15 | 1.0 | 15.0 | - | 15 | - | - | - |
| CH*025H6B | CS14K6E-PFV | 208-230 | 1 | 60 | 12.4 | 61.0 | 2 | 1/15 | 1.0 | 20.0 | - | 25 | - | - | - |
| CH*025H6C | CS14K6E-TF5 | 208-230 | 3 | 60 | 8.5 | 55.0 | 2 | 1/15 | 1.0 | 15.0 | - | 20 | - | - | - |
| CH*032H6B | CS20K6E-PFV | 208-230 | 1 | 60 | 17.9 | 96.0 | 1 | 1/3 | 3.5 | 25.9 | - | 40 | - | - | - |
| CH*032H6C | CS20K6E-TF5 | 208-230 | 3 | 60 | 13.3 | 75.0 | 1 | 1/3 | 3.5 | 20.2 | - | 30 | - | - | - |
| CH*040H6G | CS27K6E-PFV | 230 | 1 | 60 | 23.7 | 121.0 | 1 | 1/3 | 3.5 | 33.1 | - | 50 | - | - | - |
| CH*040H6K | CS27K6E-TF5 | 230 | 3 | 60 | 14.1 | 105.0 | 1 | 1/3 | 3.5 | 21.1 | - | 35 | - | - | - |
| CH*050H6G | CS33K6E-PFV | 230 | 1 | 60 | 30.1 | 125.0 | 1 | 1/3 | 3.5 | 41.2 | - | 60 | - | - | - |
| CH*050H6K | CS33K6E-TF5 | 230 | 3 | 60 | 16.5 | 102.0 | 1 | 1/3 | 3.5 | 24.2 | - | 40 | - | - | - |

* = T for Outdoor, N for Indoor, S for Beacon II™ ^ Power supplied by customer. † Consult factory for 50 HZ applications.

Per UL and NEC, RLA values have been calculated by dividing the Maximum Continuous Current (MCC) by 1.56.

SCROLL COMPRESSORS

Performance Data - Medium Temperature (R-404A/507)

| R-404A/507 Model | Compressor | Capacity BTUH @ 90°F Ambient Suction Temperature | | | | | | | |
|------------------|------------|--|--------|--------|--------|--------|--------|--------|--------|
| | | 40°F | 35°F | 30°F | 25°F | 20°F | 10°F | 0°F | -5°F |
| CZ*020M6 | ZS15K4E | 24,810 | 22,630 | 21,160 | 19,690 | 18,210 | 15,340 | 12,640 | 11,390 |
| CZ*025M6 | ZS19K4E | 29,280 | 26,730 | 25,070 | 23,390 | 21,700 | 18,380 | 15,230 | 13,750 |
| CZ*030M6 | ZS21K4E | 35,760 | 32,760 | 30,580 | 28,360 | 26,170 | 21,900 | 17,950 | 16,140 |
| CZ*035M6 | ZS26K4E | 43,200 | 39,310 | 36,730 | 34,130 | 31,560 | 26,540 | 21,850 | 19,690 |
| CZ*045M6 | ZS30K4E | 48,460 | 46,490 | 43,050 | 39,760 | 36,560 | 30,480 | 24,890 | 22,310 |
| CZ*055M6 | ZS38K4E | 57,230 | 53,990 | 50,410 | 46,970 | 43,530 | 36,770 | 30,380 | 27,400 |
| CZ*060M6 | ZS45K4E | 65,560 | 61,960 | 58,120 | 54,430 | 50,680 | 43,160 | 35,890 | 32,490 |

| R-404A/507 Model | Compressor | Capacity BTUH @ 95°F Ambient Suction Temperature | | | | | | | |
|------------------|------------|--|--------|--------|--------|--------|--------|--------|--------|
| | | 40°F | 35°F | 30°F | 25°F | 20°F | 10°F | 0°F | -5°F |
| CZ*020M6 | ZS15K4E | 23,850 | 21,760 | 20,350 | 18,930 | 17,510 | 14,750 | 12,150 | 10,950 |
| CZ*025M6 | ZS19K4E | 28,110 | 25,700 | 24,110 | 22,490 | 20,870 | 17,670 | 14,640 | 11,790 |
| CZ*030M6 | ZS21K4E | 34,460 | 31,500 | 29,400 | 27,270 | 25,160 | 21,060 | 17,260 | 15,520 |
| CZ*035M6 | ZS26K4E | 41,600 | 37,800 | 35,320 | 32,820 | 30,350 | 25,520 | 21,010 | 18,930 |
| CZ*045M6 | ZS30K4E | 46,740 | 44,700 | 41,390 | 38,230 | 35,150 | 29,310 | 23,930 | 21,450 |
| CZ*055M6 | ZS38K4E | 54,940 | 51,910 | 48,470 | 45,160 | 41,860 | 35,360 | 29,210 | 26,350 |
| CZ*060M6 | ZS45K4E | 62,910 | 59,580 | 55,880 | 52,340 | 48,730 | 41,500 | 34,510 | 31,240 |

| R-404A/507 Model | Compressor | Capacity BTUH @ 100°F Ambient Suction Temperature | | | | | | | |
|------------------|------------|---|--------|--------|--------|--------|--------|--------|--------|
| | | 40°F | 35°F | 30°F | 25°F | 20°F | 10°F | 0°F | -5°F |
| CZ*020M6 | ZS15K4E | 22,870 | 20,890 | 19,540 | 18,170 | 16,810 | 14,160 | 11,660 | 10,510 |
| CZ*025M6 | ZS19K4E | 26,950 | 24,670 | 23,150 | 21,590 | 20,040 | 16,960 | 14,050 | 12,690 |
| CZ*030M6 | ZS21K4E | 33,150 | 30,240 | 28,220 | 26,180 | 24,150 | 20,220 | 16,570 | 14,900 |
| CZ*035M6 | ZS26K4E | 39,990 | 36,290 | 33,910 | 31,510 | 29,140 | 24,500 | 20,170 | 18,170 |
| CZ*045M6 | ZS30K4E | 44,990 | 42,910 | 39,730 | 36,700 | 33,740 | 28,140 | 22,970 | 20,590 |
| CZ*055M6 | ZS38K4E | 52,630 | 49,830 | 46,530 | 43,350 | 40,190 | 33,950 | 28,040 | 25,300 |
| CZ*060M6 | ZS45K4E | 60,260 | 57,200 | 53,640 | 50,250 | 46,780 | 39,840 | 33,130 | 29,990 |

| R-404A/507 Model | Compressor | Capacity BTUH @ 110°F Ambient Suction Temperature | | | | | | | |
|------------------|------------|---|--------|--------|--------|--------|--------|--------|--------|
| | | 40°F | 35°F | 30°F | 25°F | 20°F | 10°F | 0°F | -5°F |
| CZ*020M6 | ZS15K4E | 20,920 | 19,150 | 17,910 | 16,660 | 15,410 | 12,980 | 10,690 | 9,640 |
| CZ*025M6 | ZS19K4E | 24,600 | 22,620 | 21,220 | 19,760 | 18,370 | 15,550 | 14,190 | 11,630 |
| CZ*030M6 | ZS21K4E | 30,500 | 27,720 | 25,870 | 24,000 | 22,140 | 18,530 | 15,190 | 13,660 |
| CZ*035M6 | ZS26K4E | 36,690 | 33,260 | 31,080 | 28,880 | 26,710 | 22,460 | 18,490 | 16,660 |
| CZ*045M6 | ZS30K4E | 41,430 | 39,340 | 36,420 | 33,640 | 30,930 | 25,790 | 21,060 | 18,880 |
| CZ*055M6 | ZS38K4E | 47,970 | 45,680 | 42,650 | 39,740 | 36,840 | 31,120 | 25,700 | 23,190 |
| CZ*060M6 | ZS45K4E | - | - | 49,170 | 46,060 | 42,880 | 36,520 | 30,370 | 27,490 |

* = T for Outdoor, N for Indoor, S for Beacon II™

SCROLL COMPRESSORS

Performance Data - Low Temperature (R-404A/507)

| R-404A/507 Model | Compressor | Capacity BTUH @ 90°F Ambient Suction Temperature | | | | | | |
|------------------|------------|--|--------|--------|--------|--------|--------|--------|
| | | 0°F | -10°F | -15°F | -20°F | -25°F | -30°F | -40°F |
| CZ*020L6 | ZF06K4E | 11,970 | 9,920 | 8,940 | 8,010 | 7,130 | 6,310 | 4,900 |
| CZ*025L6 | ZF08K4E | 14,880 | 12,320 | 11,120 | 9,960 | 8,890 | 7,900 | 6,230 |
| CZ*030L6 | ZF09K4E | 16,540 | 13,730 | 12,400 | 11,130 | 9,930 | 8,840 | 6,980 |
| CZ*035L6 | ZF11K4E | 19,800 | 16,490 | 14,910 | 13,420 | 12,000 | 10,710 | 8,530 |
| CZ*045L6 | ZF13K4E | 24,720 | 20,360 | 18,300 | 16,410 | 14,570 | 12,840 | 9,800 |
| CZ*055L6 | ZF15K4E | 29,950 | 24,730 | 22,260 | 20,010 | 17,820 | 15,800 | 12,440 |
| CZ*060L6 | ZF18K4E | 36,360 | 30,140 | 27,160 | 24,330 | 21,680 | 19,240 | 15,100 |

| R-404A/507 Model | Compressor | Capacity BTUH @ 95°F Ambient Suction Temperature | | | | | | |
|------------------|------------|--|--------|--------|--------|--------|--------|--------|
| | | 0°F | -10°F | -15°F | -20°F | -25°F | -30°F | -40°F |
| CZ*020L6 | ZF06K4E | 11,510 | 9,540 | 8,600 | 7,700 | 6,860 | 6,070 | 4,710 |
| CZ*025L6 | ZF08K4E | 14,310 | 11,850 | 10,690 | 9,580 | 8,550 | 7,600 | 5,990 |
| CZ*030L6 | ZF09K4E | 15,900 | 13,200 | 11,920 | 10,700 | 9,550 | 8,500 | 6,710 |
| CZ*035L6 | ZF11K4E | 19,040 | 15,860 | 14,340 | 12,900 | 11,540 | 10,300 | 8,200 |
| CZ*045L6 | ZF13K4E | 23,740 | 19,490 | 17,590 | 15,690 | 13,880 | 12,210 | 9,360 |
| CZ*055L6 | ZF15K4E | 28,870 | 23,820 | 21,550 | 19,260 | 17,390 | 15,160 | 11,910 |
| CZ*060L6 | ZF18K4E | 34,960 | 28,970 | 26,120 | 23,390 | 20,850 | 18,500 | 14,520 |

| R-404A/507 Model | Compressor | Capacity BTUH @ 100°F Ambient Suction Temperature | | | | | | |
|------------------|------------|---|--------|--------|--------|--------|--------|--------|
| | | 0°F | -10°F | -15°F | -20°F | -25°F | -30°F | -40°F |
| CZ*020L6 | ZF06K4E | 11,050 | 9,160 | 8,260 | 7,390 | 6,590 | 5,830 | 4,520 |
| CZ*025L6 | ZF08K4E | 13,740 | 11,380 | 10,260 | 9,200 | 8,210 | 7,300 | 5,750 |
| CZ*030L6 | ZF09K4E | 15,260 | 12,670 | 11,440 | 10,270 | 9,170 | 8,160 | 6,440 |
| CZ*035L6 | ZF11K4E | 18,280 | 15,230 | 13,770 | 12,380 | 11,080 | 9,890 | 7,870 |
| CZ*045L6 | ZF13K4E | 22,780 | 18,740 | 16,770 | 14,910 | 13,180 | 11,780 | 8,890 |
| CZ*055L6 | ZF15K4E | 27,800 | 23,060 | 20,700 | 18,490 | 16,980 | 14,770 | 11,390 |
| CZ*060L6 | ZF18K4E | 33,560 | 27,810 | 25,080 | 22,450 | 20,010 | 17,760 | 13,950 |

| R-404A/507 Model | Compressor | Capacity BTUH @ 110°F Ambient Suction Temperature | | | | | | |
|------------------|------------|---|--------|--------|--------|--------|--------|--------|
| | | 0°F | -10°F | -15°F | -20°F | -25°F | -30°F | -40°F |
| CZ*020L6 | ZF06K4E | 10,130 | 8,400 | 7,570 | 6,780 | 6,040 | 5,340 | 4,140 |
| CZ*025L6 | ZF08K4E | 12,590 | 10,430 | 9,410 | 8,430 | 7,520 | 6,690 | 5,270 |
| CZ*030L6 | ZF09K4E | 13,990 | 11,620 | 10,490 | 9,420 | 8,400 | 7,480 | 5,900 |
| CZ*035L6 | ZF11K4E | 16,760 | 13,960 | 12,620 | 11,350 | 10,160 | 9,060 | 7,220 |
| CZ*045L6 | ZF13K4E | 20,980 | 16,960 | 15,120 | 13,390 | 11,790 | 10,910 | 8,460 |
| CZ*055L6 | ZF15K4E | 25,790 | 21,200 | 19,030 | 16,980 | 15,100 | 14,000 | 10,340 |
| CZ*060L6 | ZF18K4E | 30,770 | 25,490 | 22,990 | 20,580 | 18,340 | 16,270 | 12,780 |

* = T for Outdoor, N for Indoor, S for Beacon II™

NOTE: The ZF compressor comes with liquid injection.

SCROLL COMPRESSORS

Performance Data - Medium Temperature (R-22)

| R-22 Model | Compressor | Capacity BTUH @ 90°F Ambient Suction Temperature | | | | |
|------------|------------|--|--------|--------|--------|--------|
| | | 35°F | 30°F | 25°F | 20°F | 10°F |
| CZ*020M6 | ZS15K4E | 22,080 | 20,420 | 18,800 | 17,220 | 14,260 |
| CZ*025M6 | ZS19K4E | 26,080 | 24,190 | 22,340 | 20,530 | 17,090 |
| CZ*030M6 | ZS21K4E | 31,970 | 29,490 | 27,080 | 24,750 | 20,360 |
| CZ*035M6 | ZS26K4E | 38,930 | 35,820 | 32,830 | 29,970 | 24,520 |
| CZ*045M6 | ZS30K4E | 45,920 | 42,010 | 38,300 | 34,810 | 28,450 |
| CZ*055M6 | ZS38K4E | 54,050 | 49,950 | 45,960 | 42,100 | 34,600 |
| CZ*060M6 | ZS45K4E | 63,670 | 58,960 | 54,320 | 49,800 | 41,190 |

| R-22 Model | Compressor | Capacity BTUH @ 95°F Ambient Suction Temperature | | | | |
|------------|------------|--|--------|--------|--------|--------|
| | | 35°F | 30°F | 25°F | 20°F | 10°F |
| CZ*020M6 | ZS15K4E | 21,230 | 19,630 | 18,080 | 16,560 | 13,710 |
| CZ*025M6 | ZS19K4E | 25,080 | 23,260 | 21,480 | 19,740 | 16,430 |
| CZ*030M6 | ZS21K4E | 30,740 | 28,360 | 26,040 | 23,800 | 19,580 |
| CZ*035M6 | ZS26K4E | 37,430 | 34,440 | 31,570 | 28,820 | 23,580 |
| CZ*045M6 | ZS30K4E | 44,150 | 40,390 | 36,830 | 33,470 | 27,360 |
| CZ*055M6 | ZS38K4E | 51,970 | 48,030 | 44,190 | 40,480 | 33,270 |
| CZ*060M6 | ZS45K4E | 61,220 | 56,690 | 52,230 | 47,880 | 39,610 |

| R-22 Model | Compressor | Capacity BTUH @ 100°F Ambient Suction Temperature | | | | |
|------------|------------|---|--------|--------|--------|--------|
| | | 35°F | 30°F | 25°F | 20°F | 10°F |
| CZ*020M6 | ZS15K4E | 20,380 | 18,850 | 17,360 | 15,900 | 13,160 |
| CZ*025M6 | ZS19K4E | 24,080 | 22,330 | 20,620 | 18,950 | 15,770 |
| CZ*030M6 | ZS21K4E | 29,510 | 27,230 | 25,000 | 22,850 | 18,800 |
| CZ*035M6 | ZS26K4E | 35,930 | 33,060 | 30,310 | 27,670 | 22,640 |
| CZ*045M6 | ZS30K4E | 42,380 | 38,770 | 35,360 | 32,130 | 26,270 |
| CZ*055M6 | ZS38K4E | 49,890 | 46,110 | 42,420 | 38,860 | 31,940 |
| CZ*060M6 | ZS45K4E | 58,770 | 54,420 | 50,140 | 45,970 | 38,030 |

| R-22 Model | Compressor | Capacity BTUH @ 110°F Ambient Suction Temperature | | | | |
|------------|------------|---|--------|--------|--------|--------|
| | | 35°F | 30°F | 25°F | 20°F | 10°F |
| CZ*020M6 | ZS15K4E | 19,530 | 18,060 | 16,630 | 15,240 | 12,610 |
| CZ*025M6 | ZS19K4E | 23,070 | 21,400 | 19,760 | 18,160 | 15,120 |
| CZ*030M6 | ZS21K4E | 28,280 | 26,090 | 23,960 | 21,900 | 18,010 |
| CZ*035M6 | ZS26K4E | 34,440 | 31,690 | 29,040 | 26,510 | 21,690 |
| CZ*045M6 | ZS30K4E | 40,620 | 37,160 | 33,880 | 30,790 | 25,170 |
| CZ*055M6 | ZS38K4E | 47,810 | 44,190 | 40,660 | 37,240 | 30,610 |
| CZ*060M6 | ZS45K4E | 56,320 | 52,160 | 48,050 | 44,050 | 36,440 |

* = T for Outdoor, N for Indoor, S for Beacon II™

SCROLL COMPRESSORS

Performance Data - Low Temperature (R-22)

| R-22 Model | Compressor | Capacity BTUH @ 90°F Ambient Suction Temperature | | | | | | |
|------------|------------|--|--------|--------|--------|--------|--------|--------|
| | | 0°F | -10°F | -15°F | -20°F | -25°F | -30°F | -40°F |
| CZ*020L6 | ZF06K4E | 11,610 | 9,400 | 8,380 | 7,450 | 6,590 | 5,840 | 4,590 |
| CZ*025L6 | ZF08K4E | 14,560 | 11,800 | 10,540 | 9,380 | 8,310 | 7,340 | 5,780 |
| CZ*030L6 | ZF09K4E | 15,940 | 13,070 | 11,750 | 10,500 | 9,340 | 8,260 | 6,460 |
| CZ*035L6 | ZF11K4E | 19,310 | 15,870 | 14,270 | 12,760 | 11,360 | 10,080 | 7,900 |
| CZ*045L6 | ZF13K4E | 23,490 | 19,140 | 17,140 | 15,280 | 13,560 | 12,000 | 9,400 |
| CZ*055L6 | ZF15K4E | 28,800 | 23,490 | 21,050 | 18,770 | 16,360 | 14,750 | 11,550 |
| CZ*060L6 | ZF18K4E | 33,800 | 27,550 | 24,670 | 21,970 | 19,480 | 17,220 | 13,440 |

| R-22 Model | Compressor | Capacity BTUH @ 95°F Ambient Suction Temperature | | | | | | |
|------------|------------|--|--------|--------|--------|--------|--------|--------|
| | | 0°F | -10°F | -15°F | -20°F | -25°F | -30°F | -40°F |
| CZ*020L6 | ZF06K4E | 11,060 | 8,950 | 7,980 | 7,090 | 6,280 | 5,560 | 4,370 |
| CZ*025L6 | ZF08K4E | 13,870 | 11,240 | 10,040 | 8,930 | 7,910 | 6,990 | 5,500 |
| CZ*030L6 | ZF09K4E | 15,180 | 12,450 | 11,190 | 10,000 | 8,890 | 7,870 | 6,150 |
| CZ*035L6 | ZF11K4E | 18,390 | 15,110 | 13,590 | 12,150 | 10,820 | 9,600 | 7,520 |
| CZ*045L6 | ZF13K4E | 22,370 | 18,230 | 16,320 | 14,550 | 12,910 | 11,430 | 8,950 |
| CZ*055L6 | ZF15K4E | 27,430 | 22,370 | 20,050 | 17,880 | 15,580 | 14,050 | 11,000 |
| CZ*060L6 | ZF18K4E | 32,190 | 26,240 | 23,490 | 20,920 | 18,550 | 16,400 | 12,800 |

| R-22 Model | Compressor | Capacity BTUH @ 100°F Ambient Suction Temperature | | | | | | |
|------------|------------|---|--------|--------|--------|--------|--------|--------|
| | | 0°F | -10°F | -15°F | -20°F | -25°F | -30°F | -40°F |
| CZ*020L6 | ZF06K4E | 10,840 | 8,770 | 7,820 | 6,950 | 6,150 | 5,450 | 4,280 |
| CZ*025L6 | ZF08K4E | 13,590 | 11,020 | 9,840 | 8,750 | 7,750 | 6,850 | 5,390 |
| CZ*030L6 | ZF09K4E | 14,880 | 12,200 | 10,970 | 9,800 | 8,710 | 7,710 | 6,030 |
| CZ*035L6 | ZF11K4E | 18,020 | 14,810 | 13,320 | 11,910 | 10,600 | 9,410 | 7,370 |
| CZ*045L6 | ZF13K4E | 21,920 | 17,870 | 15,990 | 14,260 | 12,650 | 11,200 | 8,770 |
| CZ*055L6 | ZF15K4E | 26,880 | 21,920 | 19,650 | 17,520 | 15,270 | 13,770 | 10,780 |
| CZ*060L6 | ZF18K4E | 31,550 | 25,720 | 23,020 | 20,500 | 18,180 | 16,070 | 12,540 |

| R-22 Model | Compressor | Capacity BTUH @ 110°F Ambient Suction Temperature | | | | | | |
|------------|------------|---|--------|--------|--------|--------|--------|--------|
| | | 0°F | -10°F | -15°F | -20°F | -25°F | -30°F | -40°F |
| CZ*020L6 | ZF06K4E | 10,290 | 8,320 | 7,420 | 6,590 | 5,840 | 5,170 | 4,060 |
| CZ*025L6 | ZF08K4E | 12,900 | 10,450 | 9,340 | 8,310 | 7,360 | 6,500 | 5,120 |
| CZ*030L6 | ZF09K4E | 14,120 | 11,580 | 10,410 | 9,300 | 8,270 | 7,320 | 5,720 |
| CZ*035L6 | ZF11K4E | 17,100 | 14,050 | 12,640 | 11,300 | 10,060 | 8,930 | 6,990 |
| CZ*045L6 | ZF13K4E | 20,800 | 16,950 | 15,180 | 13,530 | 12,010 | 10,630 | 8,320 |
| CZ*055L6 | ZF15K4E | 25,510 | 20,800 | 18,650 | 16,630 | 14,490 | 13,070 | 10,230 |
| CZ*060L6 | ZF18K4E | 29,940 | 24,400 | 21,850 | 19,460 | 17,250 | 15,250 | 11,900 |

* = T for Outdoor, N for Indoor, S for Beacon II™

NOTE: The ZF compressor comes with liquid injection.

SCROLL COMPRESSORS

Unit Specifications

| Model | Fig. ++ | Compressor | Connections (ID) | | Receiver 90% Full Lbs. | Fan(s) | Dimensions | | | Net Wt. Lbs. | Sound Data dBA [†] |
|----------|---------|------------|------------------|---------|------------------------------|--------|------------|---------|---------|-----------------|--------------------------------|
| | | | Liquid | Suction | | | D (In.) | W (In.) | H (In.) | | |
| CZ*020M6 | C | ZS15K4E | 1/2 | 7/8 | 14 | 2 | 28-1/4 | 37-3/4 | 19-3/4 | 209 | 71 |
| CZ*025M6 | C | ZS19K4E | 1/2 | 7/8 | 14 | 2 | 28-1/4 | 37-3/4 | 19-3/4 | 218 | 73 |
| CZ*030M6 | D | ZS21K4E | 1/2 | 7/8 | 20 | 1 | 30-1/4 | 42-1/2 | 29-3/4 | 287 | 72 |
| CZ*035M6 | D | ZS26K4E | 1/2 | 7/8 | 20 | 1 | 30-1/4 | 42-1/2 | 29-3/4 | 290 | 74 |
| CZ*045M6 | D | ZS30K4E | 1/2 | 1-1/8 | 20 | 1 | 30-1/4 | 42-1/2 | 29-3/4 | 317 | 73 |
| CZ*055M6 | D | ZS38K4E | 1/2 | 1-1/8 | 20 | 1 | 30-1/4 | 42-1/2 | 29-3/4 | 317 | 74 |
| CZ*060M6 | D | ZS45K43 | 1/2 | 1-1/8 | 20 | 1 | 30-1/4 | 42-1/2 | 29-3/4 | 317 | 76 |
| CZ*020L6 | C | ZF06K4E | 1/2 | 7/8 | 14 | 2 | 28-1/4 | 37-3/4 | 19-3/4 | 209 | 71 |
| CZ*025L6 | C | ZF08K4E | 1/2 | 7/8 | 14 | 2 | 28-1/4 | 37-3/4 | 19-3/4 | 218 | 73 |
| CZ*030L6 | C | ZF09K4E | 1/2 | 7/8 | 14 | 2 | 28-1/4 | 37-3/4 | 19-3/4 | 218 | 71 |
| CZ*035L6 | C | ZF11K4E | 1/2 | 7/8 | 14 | 2 | 28-1/4 | 37-3/4 | 19-3/4 | 217 | 73 |
| CZ*045L6 | D | ZF13K4E | 1/2 | 1-1/8 | 20 | 1 | 30-1/4 | 42-1/2 | 29-3/4 | 307 | 73 |
| CZ*055L6 | D | ZF15K4E | 1/2 | 1-1/8 | 20 | 1 | 30-1/4 | 42-1/2 | 29-3/4 | 313 | 74 |
| CZ*060L6 | D | ZF18K4E | 1/2 | 1-1/8 | 20 | 1 | 30-1/4 | 42-1/2 | 29-3/4 | 317 | 76 |

* = T for Outdoor, N for Indoor, S for Beacon II™

++ = See Dimensional Drawings for details. † = Estimated sound pressure values are 10 feet from the unit. For estimating sound pressure from the unit at different distances, deduct the following from the unit values: 20 feet, deduct 6 dBA for 40 feet, deduct 12 dBA for 80 feet, deduct 18 dBA. This data is typical of "free field" conditions for horizontal air cooled condensing units at the outlet of the discharge air. The actual sound measurements may vary depending on the condensing unit installation. Factors such as reflecting walls, background noise and mounting conditions may have a significant influence on this data.

SCROLL COMPRESSORS – Electrical Data

| Model Number | Part Number | Power Supply | | | Compressor | | Fan Motor | | | MCA | | MOPD | | Evap. Fan Amps | Defrost Heater Amps |
|--------------|-------------|--------------|----|-----------------|------------|-------|-----------|------|-----|-----|-------|------|-------|----------------|---------------------|
| | | Volts | Ph | Hz [†] | RLA | LRA | Qty. | HP | FLA | Air | Elec. | Air | Elec. | | |
| CZ*020M6B | ZS15K4E-PFV | 208-230 | 1 | 60 | 12.2 | 61.0 | 2 | 1/15 | 1.0 | 20 | 38 | 25 | 40 | 12.0 | 30 |
| CZ*020M6C | ZS15K4E-TF5 | 208-230 | 3 | 60 | 8.3 | 55.0 | 2 | 1/15 | 1.0 | 15 | 24 | 15 | 25 | 9.0 | 19 |
| CZ*020M6D | ZS15K4E-TFD | 460 | 3 | 60 | 3.8 | 27.0 | 2 | 1/15 | 1.0 | 15 | 24 | 15 | 25 | ^ | ^ |
| CZ*025M6B | ZS19K4E-PFV | 208-230 | 1 | 60 | 14.7 | 73.0 | 2 | 1/15 | 1.0 | 20 | 38 | 30 | 45 | 12.0 | 30 |
| CZ*025M6C | ZS19K4E-TF5 | 208-230 | 3 | 60 | 8.7 | 63.0 | 2 | 1/15 | 1.0 | 15 | 29 | 20 | 30 | 11.0 | 23 |
| CZ*025M6D | ZS19K4E-TFD | 460 | 3 | 60 | 4.5 | 31.0 | 2 | 1/15 | 1.0 | 15 | 24 | 15 | 25 | ^ | ^ |
| CZ*030M6B | ZS21K4E-PFV | 208-230 | 1 | 60 | 14.7 | 88.0 | 1 | 1/3 | 3.5 | 22 | 38 | 35 | 45 | 12.0 | 30 |
| CZ*030M6C | ZS21K4E-TF5 | 208-230 | 3 | 60 | 9.9 | 77.0 | 1 | 1/3 | 3.5 | 20 | 38 | 25 | 40 | 12.0 | 30 |
| CZ*030M6D | ZS21K4E-TFD | 460 | 3 | 60 | 5.1 | 39.0 | 1 | 1/3 | 1.9 | 15 | 24 | 15 | 25 | ^ | ^ |
| CZ*035M6B | ZS26K4E-PFV | 208-230 | 1 | 60 | 18.6 | 109.0 | 1 | 1/3 | 3.5 | 27 | 39 | 45 | 50 | 12.0 | 30 |
| CZ*035M6C | ZS26K4E-TF5 | 208-230 | 3 | 60 | 12.2 | 88.0 | 1 | 1/3 | 3.5 | 20 | 38 | 30 | 40 | 12.0 | 30 |
| CZ*035M6D | ZS26K4E-TFD | 460 | 3 | 60 | 6.4 | 44.0 | 1 | 1/3 | 1.9 | 15 | 24 | 15 | 25 | ^ | ^ |
| CZ*045M6B | ZS30K4E-PFV | 208-230 | 1 | 60 | 24.0 | 129.0 | 1 | 1/3 | 3.5 | 34 | 59 | 50 | 60 | 11.0 | 47 |
| CZ*045M6C | ZS30K4E-TF5 | 208-230 | 3 | 60 | 13.5 | 99.0 | 1 | 1/3 | 3.5 | 20 | 44 | 30 | 45 | 12.0 | 35 |
| CZ*045M6D | ZS30K4E-TFD | 460 | 3 | 60 | 7.4 | 49.5 | 1 | 1/3 | 1.9 | 15 | 29 | 15 | 30 | 11.0 | 23 |
| CZ*055M6B | ZS38K4E-PFV | 208-230 | 1 | 60 | 28.8 | 169.0 | 1 | 1/3 | 3.5 | 40 | 59 | 50 | 60 | 12.0 | 47 |
| CZ*055M6C | ZS38K4E-TF5 | 208-230 | 3 | 60 | 19.2 | 123.0 | 1 | 1/3 | 3.5 | 28 | 44 | 45 | 50 | 12.0 | 35 |
| CZ*055M6D | ZS38K4E-TFD | 460 | 3 | 60 | 8.7 | 62.0 | 1 | 1/3 | 1.9 | 15 | 29 | 20 | 30 | 10.0 | 23 |
| CZ*060M6C | ZS45K4E-TF5 | 208-230 | 3 | 60 | 21.5 | 156.0 | 1 | 1/3 | 3.5 | 30 | 44 | 50 | 60 | 12.0 | 35 |
| CZ*060M6D | ZS45K4E-TFD | 460 | 3 | 60 | 8.3 | 70.0 | 1 | 1/3 | 1.9 | 15 | 29 | 20 | 30 | 10.6 | 23 |
| CZ*020L6B | ZF06K4E-PFV | 208-230 | 1 | 60 | 12.2 | 61.0 | 2 | 1/15 | 1.0 | 20 | 38 | 25 | 40 | 12.0 | 30 |
| CZ*020L6C | ZF06K4E-TF5 | 208-230 | 3 | 60 | 8.3 | 55.0 | 2 | 1/15 | 1.0 | 15 | 24 | 15 | 25 | 9.0 | 19 |
| CZ*020L6D | ZF06K4E-TFD | 460 | 3 | 60 | 3.8 | 27.0 | 2 | 1/15 | 1.0 | 15 | 24 | 15 | 25 | ^ | ^ |
| CZ*025L6B | ZF08K4E-PFV | 208-230 | 1 | 60 | 14.7 | 73.0 | 2 | 1/15 | 1.0 | 20 | 38 | 30 | 45 | 12.0 | 30 |
| CZ*025L6C | ZF08K4E-TF5 | 208-230 | 3 | 60 | 8.7 | 63.0 | 2 | 1/15 | 1.0 | 15 | 29 | 20 | 30 | 11.0 | 23 |
| CZ*025L6D | ZF08K4E-TFD | 460 | 3 | 60 | 4.5 | 31.0 | 2 | 1/15 | 1.0 | 15 | 24 | 15 | 25 | ^ | ^ |
| CZ*030L6B | ZF09K4E-PFV | 208-230 | 1 | 60 | 14.7 | 88.0 | 2 | 1/15 | 1.0 | 20 | 38 | 30 | 45 | 12.0 | 30 |
| CZ*030L6C | ZF09K4E-TF5 | 208-230 | 3 | 60 | 9.9 | 77.0 | 2 | 1/15 | 1.0 | 15 | 24 | 20 | 25 | 6.0 | 19 |
| CZ*030L6D | ZF09K4E-TFD | 460 | 3 | 60 | 5.1 | 39.0 | 2 | 1/15 | 1.0 | 15 | 15 | 15 | 15 | ^ | ^ |
| CZ*035L6B | ZF11K4E-PFV | 208-230 | 1 | 60 | 18.6 | 109.0 | 2 | 1/15 | 1.0 | 24 | 38 | 40 | 50 | 12.0 | 30 |
| CZ*035L6C | ZF11K4E-TF5 | 208-230 | 3 | 60 | 12.2 | 88.0 | 2 | 1/15 | 1.0 | 20 | 29 | 25 | 30 | 6.0 | 23 |
| CZ*035L6D | ZF11K4E-TFD | 460 | 3 | 60 | 6.4 | 44.0 | 2 | 1/15 | 1.0 | 15 | 15 | 15 | 15 | ^ | ^ |
| CZ*045L6B | ZF13K4E-PFV | 208-230 | 1 | 60 | 24.0 | 129.0 | 1 | 1/3 | 3.5 | 34 | 45 | 50 | 60 | 11.0 | 30 |
| BZ*045L6C | ZF13K4E-TF5 | 208-230 | 3 | 60 | 13.5 | 99.0 | 1 | 1/3 | 3.5 | 20 | 38 | 30 | 40 | 11.0 | 30 |
| CZ*045L6D | ZF13K4E-TFD | 460 | 3 | 60 | 7.4 | 49.5 | 1 | 1/3 | 1.9 | 15 | 24 | 15 | 25 | 9.0 | 19 |
| CZ*055L6B | ZF15K4E-PFV | 208-230 | 1 | 60 | 28.8 | 169.0 | 1 | 1/3 | 3.5 | 40 | 50 | 50 | 60 | 10.0 | 30 |
| CZ*055L6C | ZF15K4E-TF5 | 208-230 | 3 | 60 | 19.2 | 123.0 | 1 | 1/3 | 3.5 | 28 | 40 | 45 | 50 | 10.0 | 30 |
| CZ*055L6D | ZF15K4E-TFD | 460 | 3 | 60 | 8.7 | 62.0 | 1 | 1/3 | 1.9 | 15 | 24 | 20 | 25 | 8.0 | 19 |
| CZ*060L6C | ZF18K4E-TF5 | 208-230 | 3 | 60 | 21.5 | 156.0 | 1 | 1/3 | 3.5 | 30 | 44 | 50 | 60 | 12.0 | 35 |
| CZ*060L6D | ZF18K4E-TFD | 460 | 3 | 60 | 8.3 | 70.0 | 1 | 1/3 | 1.9 | 15 | 29 | 20 | 30 | 11.0 | 23 |

* = T for Outdoor, N for Indoor, S for Beacon II™

Per UL and NEC, RLA values have been calculated by dividing the Maximum Continuous Current (MCC) by 1.56.

^ Power supplied by customer.

† Consult factory for 50 HZ applications.

SEMI-HERMETIC COMPRESSORS

Performance Data - Medium Temperature (R-404A/507)

| R-404A/507 Model | Compressor | Capacity BTUH @ 90°F Ambient Suction Temperature | | | | | | |
|------------------|------------|--|--------|--------|--------|--------|--------|--------|
| | | 25°F | 20°F | 15°F | 10°F | 5°F | 0°F | -5°F |
| CS*005M6 | HAJ-005E | 5,420 | 4,960 | 4,440 | 3,930 | 3,460 | 3,060 | 2,690 |
| CS*010M6 | KAR-010E | 9,680 | 8,730 | 7,930 | 7,260 | 6,500 | 5,890 | 5,000 |
| CS*020M6 | KAK-020E | 16,890 | 15,110 | 13,590 | 12,260 | 11,070 | 9,940 | 8,690 |
| CS*021M6 | ERC-021E | 19,930 | 17,400 | 15,800 | 14,300 | 12,800 | 11,840 | 10,220 |
| CS*030M6 | ERF-031E | 30,880 | 28,310 | 25,730 | 23,180 | 20,690 | 18,260 | 15,950 |
| CS*040M6 | NRB-040E | 40,810 | 37,350 | 33,810 | 30,250 | 26,730 | 23,250 | 19,900 |

| R-404A/507 Model | Compressor | Capacity BTUH @ 95°F Ambient Suction Temperature | | | | | | |
|------------------|------------|--|--------|--------|--------|--------|--------|--------|
| | | 25°F | 20°F | 15°F | 10°F | 5°F | 0°F | -5°F |
| CS*005M6 | HAJ-005E | 5,210 | 4,770 | 4,270 | 3,780 | 3,330 | 2,940 | 2,590 |
| CS*010M6 | KAR-010E | 9,140 | 8,300 | 7,600 | 6,870 | 6,150 | 5,550 | 4,730 |
| CS*020M6 | KAK-020E | 16,240 | 14,530 | 13,070 | 11,790 | 10,640 | 9,560 | 8,360 |
| CS*021M6 | ERC-021E | 18,850 | 16,500 | 14,900 | 13,500 | 12,700 | 11,140 | 9,580 |
| CS*030M6 | ERF-031E | 29,690 | 27,220 | 24,740 | 22,290 | 19,890 | 17,560 | 15,340 |
| CS*040M6 | NRB-040E | 39,240 | 35,910 | 32,510 | 29,090 | 25,700 | 22,360 | 19,130 |

| R-404A/507 Model | Compressor | Capacity BTUH @ 100°F Ambient Suction Temperature | | | | | | |
|------------------|------------|---|--------|--------|--------|--------|--------|--------|
| | | 25°F | 20°F | 15°F | 10°F | 5°F | 0°F | -5°F |
| CS*005M6 | HAJ-005E | 5,000 | 4,580 | 4,100 | 3,630 | 3,200 | 2,820 | 2,490 |
| CS*010M6 | KAR-010E | 8,680 | 7,950 | 7,110 | 6,410 | 5,780 | 5,220 | 4,450 |
| CS*020M6 | KAK-020E | 15,590 | 13,950 | 12,550 | 11,320 | 10,210 | 9,180 | 8,030 |
| CS*021M6 | ERC-021E | 17,840 | 16,280 | 14,870 | 13,440 | 11,970 | 10,450 | 8,940 |
| CS*030M6 | ERF-031E | 28,500 | 26,130 | 23,750 | 21,400 | 19,090 | 16,860 | 14,730 |
| CS*040M6 | NRB-040E | 37,670 | 34,470 | 31,210 | 27,930 | 24,670 | 21,470 | 18,360 |

| R-404A/507 Model | Compressor | Capacity BTUH @ 110°F Ambient Suction Temperature | | | | | | |
|------------------|------------|---|--------|--------|--------|--------|--------|--------|
| | | 25°F | 20°F | 15°F | 10°F | 5°F | 0°F | -5°F |
| CS*005M6 | HAJ-005E | 4,580 | 4,200 | 3,760 | 3,330 | 2,930 | 2,590 | 2,280 |
| CS*010M6 | KAR-010E | 7,740 | 7,000 | 6,350 | 5,720 | 5,120 | 4,600 | 3,900 |
| CS*020M6 | KAK-020E | 14,290 | 12,790 | 11,500 | 10,380 | 9,360 | 8,410 | 7,360 |
| CS*021M6 | ERC-021E | 15,840 | 14,610 | 12,600 | 11,850 | 10,470 | 9,180 | 7,770 |
| CS*030M6 | ERF-031E | 26,130 | 23,950 | 21,770 | 19,620 | 17,500 | 15,450 | 13,500 |
| CS*040M6 | NRB-040E | 34,530 | 31,600 | 28,610 | 25,600 | 22,620 | 19,680 | 16,830 |

* = T for Outdoor, N for Indoor, S for Beacon II™

SEMI-HERMETIC COMPRESSORS

Performance Data - Low Temperature (R-404A/507)

| R-404A/507 Model | Compressor | Capacity BTUH @ 90°F Ambient Suction Temperature | | | | | | |
|------------------|-------------------------|--|--------|--------|--------|--------|--------|-------|
| | | 0°F | -5°F | -10°F | -20°F | -25°F | -30°F | -40°F |
| CS*005L6 | KAN-005E | 3,530 | 3,150 | 2,760 | 2,050 | 1,720 | 1,420 | 930 |
| CS*008L6 | KAM-007E | 6,010 | 5,360 | 4,730 | 3,570 | 3,050 | 2,580 | 1,820 |
| CS*010L6 | KAJ-010E | 7,770 | 6,990 | 6,240 | 4,830 | 4,190 | 3,610 | 2,640 |
| CS*015L6 | KAL-015E | 11,780 | 10,600 | 9,470 | 7,340 | 6,370 | 5,500 | 4,020 |
| CS*020L6 | EAD-020E | 13,780 | 12,290 | 10,860 | 8,260 | 7,120 | 6,100 | 4,470 |
| CS*021L6 | EAV-021E | 15,120 | 13,660 | 12,200 | 9,420 | 8,140 | 6,980 | 5,160 |
| CS*030L6 | LAH-032E | 22,600 | 20,320 | 18,090 | 13,810 | 11,830 | 9,970 | 6,780 |
| CS*030E6 | LAC-032E | - | - | - | 16,780 | 14,570 | 12,540 | 9,010 |
| CS*040L6 | NRD-040E^ NRD-032E^^ | 29,660 | 26,750 | 23,910 | 18,490 | 15,980 | 13,640 | 9,480 |

| R-404A/507 Model | Compressor | Capacity BTUH @ 95°F Ambient Suction Temperature | | | | | | |
|------------------|-------------------------|--|--------|--------|--------|--------|--------|-------|
| | | 0°F | -5°F | -10°F | -20°F | -25°F | -30°F | -40°F |
| CS*005L6 | KAN-005E | 3,310 | 2,940 | 2,580 | 1,900 | 1,580 | 1,300 | 830 |
| CS*008L6 | KAM-007E | 5,520 | 4,900 | 4,320 | 3,280 | 2,810 | 2,390 | 1,620 |
| CS*010L6 | KAJ-010E | 7,220 | 6,480 | 5,790 | 4,520 | 3,940 | 3,390 | 2,440 |
| CS*015L6 | KAL-015E | 10,960 | 9,930 | 8,920 | 6,990 | 6,110 | 5,300 | 3,930 |
| CS*020L6 | EAD-020E | 12,530 | 11,160 | 9,870 | 7,520 | 6,490 | 5,560 | 3,980 |
| CS*021L6 | EAV-021E | 13,920 | 12,600 | 11,280 | 8,780 | 7,610 | 6,520 | 4,590 |
| CS*030L6 | LAH-032E | 21,310 | 19,100 | 16,930 | 12,800 | 10,880 | 9,100 | 6,040 |
| CS*030E6 | LAC-032E | - | - | - | 15,700 | 13,550 | 11,580 | 8,270 |
| CS*040L6 | NRD-040E^ NRD-032E^^ | 28,090 | 25,280 | 22,530 | 17,300 | 14,860 | 12,590 | 8,630 |

| R-404A/507 Model | Compressor | Capacity BTUH @ 100°F Ambient Suction Temperature | | | | | | |
|------------------|-------------------------|---|--------|--------|--------|--------|--------|-------|
| | | 0°F | -5°F | -10°F | -20°F | -25°F | -30°F | -40°F |
| CS*005L6 | KAN-005E | 3,100 | 2,760 | 2,400 | 1,750 | 1,450 | 1,170 | 750 |
| CS*008L6 | KAM-007E | 5,290 | 4,680 | 4,100 | 3,020 | 2,540 | 2,100 | 1,400 |
| CS*010L6 | KAJ-010E | 6,900 | 6,180 | 5,470 | 4,160 | 3,570 | 3,030 | 2,150 |
| CS*015L6 | KAL-015E | 10,520 | 9,460 | 8,410 | 6,440 | 5,540 | 4,700 | 3,300 |
| CS*020L6 | EAD-020E | 12,140 | 10,730 | 9,400 | 6,970 | 5,920 | 4,980 | 3,530 |
| CS*021L6 | EAV-021E | 13,390 | 12,110 | 10,810 | 8,260 | 7,060 | 5,940 | 4,050 |
| CS*030L6 | LAH-032E | 20,020 | 17,890 | 15,790 | 11,790 | 9,940 | 8,230 | 5,300 |
| CS*030E6 | LAC-032E | - | - | - | 14,630 | 12,530 | 10,640 | 7,540 |
| CS*040L6 | NRD-040E^ NRD-032E^^ | 26,520 | 23,810 | 21,160 | 16,100 | 13,750 | 11,560 | 7,720 |

| R-404A/507 Model | Compressor | Capacity BTUH @ 110°F Ambient Suction Temperature | | | | | | |
|------------------|-------------------------|---|--------|--------|--------|--------|-------|-------|
| | | 0°F | -5°F | -10°F | -20°F | -25°F | -30°F | -40°F |
| CS*005L6 | KAN-005E | 2,680 | 2,360 | 2,030 | 1,440 | 1,160 | 900 | 520 |
| CS*008L6 | KAM-007E | 4,560 | 4,010 | 3,470 | 2,480 | 2,030 | 1,620 | 970 |
| CS*010L6 | KAJ-010E | 6,040 | 5,370 | 4,720 | 3,510 | 2,960 | 2,470 | 1,660 |
| CS*015L6 | KAL-015E | 9,290 | 8,320 | 7,370 | 5,560 | 4,710 | 3,930 | 2,580 |
| CS*020L6 | EAD-020E | 10,510 | 9,210 | 7,950 | 6,000 | 4,720 | 3,880 | 2,610 |
| CS*021L6 | EAV-021E | 11,670 | 10,570 | 9,450 | 7,130 | 5,990 | 4,900 | 2,950 |
| CS*030L6 | LAH-032E | 17,480 | 15,490 | 13,530 | 9,800 | 8,080 | 6,490 | 3,750 |
| CS*030E6 | LAC-032E | - | - | - | 12,510 | 10,510 | 8,760 | 6,090 |
| CS*040L6 | NRD-040E^ NRD-032E^^ | 23,410 | 20,900 | 18,440 | 13,740 | 11,550 | 9,500 | 5,880 |

* = T for Outdoor, N for Indoor, S for Beacon II™
 ^ NRD1-040E Compressor is Single Phase & uses R-404A only.
 ^^ Uses R-404A & 507 in 3 phase model.

SEMI-HERMETIC COMPRESSORS

Performance Data - Medium and High Temperature (R-22)

| R-22 Model | Compressor | Capacity BTUH @ 90°F Ambient Suction Temperature | | | | | |
|------------|------------|--|--------|--------|--------|--------|--------|
| | | 40°F | 30°F | 25°F | 20°F | 10°F | 0°F |
| CS*005H2 | HAG-0050 | 5,930 | 4,920 | 4,470 | 3,810 | 2,970 | - |
| CS*008H2 | KAN-0075 | 9,110 | 7,630 | 6,900 | 6,230 | 4,640 | - |
| CS*008M2 | KAE-0075 | - | - | 7,850 | 7,110 | 5,770 | 4,420 |
| CS*010H2 | KAR-0100 | 12,910 | 10,670 | 9,630 | 8,630 | 6,830 | - |
| CS*010M2 | KAM-0100 | - | - | 9,920 | 8,950 | 7,110 | 5,370 |
| CS*015H2 | KAG-0150 | 16,990 | 13,880 | 12,720 | 11,440 | 9,120 | - |
| CS*020H2 | ERA-0200 | 22,270 | 16,800 | 14,500 | 12,300 | 7,970 | - |
| CS*020M2 | KAK-0200 | - | - | 17,190 | 15,510 | 12,450 | 9,880 |
| CS*021M2 | ERC-0200 | - | - | 18,350 | 16,650 | 13,520 | 10,850 |
| CS*029M2 | ERF-0310 | - | - | 25,570 | 23,190 | 18,860 | 15,330 |
| CS*030H2 | ERF-0310 | 37,070 | 30,820 | 27,870 | 25,100 | 20,160 | - |
| CS*040H2 | NRB-0400 | 51,530 | 43,040 | 39,170 | 35,390 | 26,300 | - |
| CS*050H2 | NRA-0500 | 58,700 | 49,500 | 44,950 | 40,860 | 31,000 | - |
| CS*050M2 | NRM-0500 | - | - | 53,650 | 48,780 | 39,810 | 32,400 |

| R-22 Model | Compressor | Capacity BTUH @ 95°F Ambient Suction Temperature | | | | | |
|------------|------------|--|--------|--------|--------|--------|--------|
| | | 40°F | 30°F | 25°F | 20°F | 10°F | 0°F |
| CS*005H2 | HAG-0050 | 5,630 | 4,710 | 4,280 | 3,640 | 2,830 | - |
| CS*008H2 | KAN-0075 | 8,840 | 7,310 | 6,630 | 5,990 | 4,430 | - |
| CS*008M2 | KAE-0075 | - | - | 7,510 | 6,780 | 5,510 | 4,250 |
| CS*010H2 | KAR-0100 | 12,410 | 10,260 | 9,260 | 8,300 | 6,570 | - |
| CS*010M2 | KAM-0100 | - | - | 9,580 | 8,630 | 6,840 | 5,140 |
| CS*015H2 | KAG-0150 | 16,340 | 13,350 | 12,230 | 11,000 | 8,770 | - |
| CS*020H2 | ERA-0200 | 21,310 | 15,900 | 13,700 | 11,500 | 7,220 | - |
| CS*020M2 | KAK-0200 | - | - | 16,530 | 14,910 | 11,970 | 9,500 |
| CS*021M2 | ERC-0200 | - | - | 17,640 | 16,010 | 13,000 | 10,430 |
| CS*029M2 | ERF-0310 | - | - | 24,720 | 22,400 | 18,200 | 14,760 |
| CS*030H2 | ERF-0310 | 35,640 | 29,630 | 26,800 | 24,130 | 19,380 | - |
| CS*040H2 | NRB-0400 | 49,860 | 41,700 | 37,830 | 34,160 | 25,000 | - |
| CS*050H2 | NRA-0500 | 56,500 | 47,720 | 43,310 | 39,360 | 29,700 | - |
| CS*050M2 | NRM-0500 | - | - | 51,590 | 46,900 | 38,280 | 31,150 |

| R-22 Model | Compressor | Capacity BTUH @ 100°F Ambient Suction Temperature | | | | | |
|------------|------------|---|--------|--------|--------|--------|--------|
| | | 40°F | 30°F | 25°F | 20°F | 10°F | 0°F |
| CS*005H2 | HAG-0050 | 5,380 | 4,500 | 4,080 | 3,470 | 2,690 | - |
| CS*008H2 | KAN-0075 | 8,520 | 7,030 | 6,370 | 5,750 | 4,230 | - |
| CS*008M2 | KAE-0075 | - | - | 7,190 | 6,470 | 5,250 | 4,270 |
| CS*010H2 | KAR-0100 | 11,910 | 9,850 | 8,890 | 7,970 | 6,310 | - |
| CS*010M2 | KAM-0100 | - | - | 9,240 | 8,310 | 6,570 | 4,910 |
| CS*015H2 | KAG-0150 | 15,690 | 12,820 | 11,740 | 10,560 | 8,420 | - |
| CS*020H2 | ERA-0200 | 19,300 | 15,000 | 12,900 | 10,800 | 6,540 | - |
| CS*020M2 | KAK-0200 | - | - | 15,870 | 14,310 | 11,490 | 9,120 |
| CS*021M2 | ERC-0200 | - | - | 16,930 | 15,370 | 12,480 | 10,010 |
| CS*029M2 | ERF-0310 | - | - | 23,850 | 21,610 | 17,530 | 14,200 |
| CS*030H2 | ERF-0310 | 34,210 | 28,450 | 25,720 | 23,160 | 18,600 | - |
| CS*040H2 | NRB-0400 | 48,150 | 40,240 | 36,480 | 32,810 | 23,900 | - |
| CS*050H2 | NRA-0500 | 54,570 | 45,950 | 41,820 | 37,850 | 28,400 | - |
| CS*050M2 | NRM-0500 | - | - | 49,530 | 45,020 | 36,750 | 29,910 |

| R-22 Model | Compressor | Capacity BTUH @ 110°F Ambient Suction Temperature | | | | | |
|------------|------------|---|--------|--------|--------|--------|--------|
| | | 40°F | 30°F | 25°F | 20°F | 10°F | 0°F |
| CS*005H2 | HAG-0050 | 4,920 | 4,080 | 3,700 | 3,160 | 2,440 | - |
| CS*008H2 | KAN-0075 | 7,860 | 6,470 | 5,860 | 5,280 | 3,840 | - |
| CS*008M2 | KAE-0075 | - | - | 6,480 | 5,860 | 4,760 | 3,840 |
| CS*010H2 | KAR-0100 | 10,920 | 9,030 | 8,150 | 7,300 | 5,780 | - |
| CS*010M2 | KAM-0100 | - | - | 8,530 | 7,670 | 6,030 | 4,430 |
| CS*015H2 | KAG-0150 | 14,380 | 11,750 | 10,760 | 9,680 | 7,720 | - |
| CS*020H2 | ERA-0200 | 17,200 | 13,400 | 11,500 | 9,540 | 5,510 | - |
| CS*020M2 | KAK-0200 | - | - | 14,550 | 13,120 | 10,530 | 8,360 |
| CS*021M2 | ERC-0200 | - | - | 15,520 | 14,090 | 11,440 | 9,180 |
| CS*029M2 | ERF-0310 | - | - | 22,150 | 20,040 | 16,210 | 13,080 |
| CS*030H2 | ERF-0310 | 31,370 | 26,070 | 23,580 | 21,240 | 17,050 | - |
| CS*040H2 | NRB-0400 | 44,540 | 37,140 | 33,660 | 30,330 | 21,900 | - |
| CS*050H2 | NRA-0500 | 50,440 | 42,210 | 38,540 | 34,690 | 26,100 | - |
| CS*050M2 | NRM-0500 | - | - | 45,400 | 41,270 | 33,690 | 27,420 |

* = T for Outdoor, N for Indoor, S for Beacon II™

SEMI-HERMETIC COMPRESSORS

Unit Specifications

| Model | Fig. ++ | Compressor | Connections (ID) | | Receiver 90% Full Lbs. | Fan(s) | Dimensions | | | Net Wt. Lbs. | Sound Data dBA [†] |
|----------|---------|--------------|------------------|---------|------------------------------|--------|------------|---------|---------|-----------------|--------------------------------|
| | | | Liquid | Suction | | | D (In.) | W (In.) | H (In.) | | |
| CS*005H2 | A | HAG-0050 | 3/8 | 1/2 | 6.0 | 1 | 28-1/4 | 23-3/4 | 17-1/4 | 161 | 66 |
| CS*008H2 | A | KAN-0075 | 3/8 | 5/8 | 6.0 | 1 | 28-1/4 | 23-3/4 | 17-1/4 | 180 | 66 |
| CS*008M2 | A | KAE-0075 | 3/8 | 5/8 | 6.0 | 1 | 28-1/4 | 23-3/4 | 17-1/4 | 180 | 66 |
| CS*010H2 | A | KAR-0100 | 3/8 | 5/8 | 6.0 | 1 | 28-1/4 | 23-3/4 | 17-1/4 | 175 | 66 |
| CS*010M2 | A | KAM-0100 | 3/8 | 5/8 | 6.0 | 1 | 28-1/4 | 23-3/4 | 17-1/4 | 178 | 66 |
| CS*015H2 | B | KAG-0150 | 3/8 | 7/8 | 10.0 | 2 | 28-1/4 | 37-3/4 | 17-1/4 | 221 | 69 |
| CS*020H2 | B | ERA-0200 | 3/8 | 7/8 | 10.0 | 2 | 28-1/4 | 37-3/4 | 17-1/4 | 293 | 69 |
| CS*020M2 | B | KAK-0200 | 3/8 | 7/8 | 10.0 | 2 | 28-1/4 | 37-3/4 | 17-1/4 | 189 | 69 |
| CS*021M2 | B | ERC-0200 | 3/8 | 7/8 | 10.0 | 2 | 28-1/4 | 37-3/4 | 17-1/4 | 301 | 69 |
| CS*029M2 | C | ERF-0310 | 1/2 | 7/8 | 16.0 | 2 | 28-1/4 | 37-3/4 | 19-3/4 | 391 | 69 |
| CS*030H2 | D | ERF-0310 | 1/2 | 7/8 | 22.0 | 1 | 30-1/4 | 42-1/2 | 29-3/4 | 385 | 70 |
| CS*040H2 | D | NRB-0400 | 1/2 | 1-1/8 | 22.0 | 1 | 30-1/4 | 42-1/2 | 29-3/4 | 460 | 71 |
| CS*050H2 | D | NRA-0500 | 1/2 | 1-1/8 | 22.0 | 1 | 30-1/4 | 42-1/2 | 29-3/4 | 462 | 71 |
| CS*050M2 | D | NRM-0500 | 1/2 | 1-1/8 | 22.0 | 1 | 30-1/4 | 42-1/2 | 29-3/4 | 462 | 71 |
| CS*005M6 | A | HAJ-005E | 3/8 | 1/2 | 5.5 | 1 | 28-1/4 | 23-3/4 | 17-1/4 | 161 | 66 |
| CS*010M6 | A | KAR-010E | 3/8 | 5/8 | 5.5 | 1 | 28-1/4 | 23-3/4 | 17-1/4 | 178 | 67 |
| CS*020M6 | B | KAK-020E | 3/8 | 7/8 | 9.0 | 2 | 28-1/4 | 37-3/4 | 17-1/4 | 189 | 69 |
| CS*021M6 | B | ERC-021E | 3/8 | 7/8 | 9.0 | 2 | 28-1/4 | 37-3/4 | 17-1/4 | 301 | 70 |
| CS*030M6 | D | ERF-031E | 1/2 | 7/8 | 20.0 | 1 | 30-1/4 | 42-1/2 | 29-3/4 | 397 | 71 |
| CS*040M6 | D | NRB-040E | 1/2 | 1-1/8 | 20.0 | 1 | 30-1/4 | 42-1/2 | 29-3/4 | 460 | 73 |
| CS*005L6 | A | KAN-005E | 3/8 | 1/2 | 5.5 | 1 | 28-1/4 | 23-3/4 | 17-1/4 | 172 | 67 |
| CS*008L6 | A | KAM-007E | 3/8 | 5/8 | 5.5 | 1 | 28-1/4 | 23-3/4 | 17-1/4 | 172 | 67 |
| CS*010L6 | A | KAJ-010E | 3/8 | 5/8 | 5.5 | 1 | 28-1/4 | 23-3/4 | 17-1/4 | 178 | 67 |
| CS*015L6 | B | KAL-015E | 3/8 | 7/8 | 9.0 | 2 | 28-1/4 | 37-3/4 | 17-1/4 | 225 | 69 |
| CS*020L6 | B | EAD-020E | 3/8 | 7/8 | 9.0 | 2 | 28-1/4 | 37-3/4 | 17-1/4 | 291 | 70 |
| CS*021L6 | B | EAV-021E | 3/8 | 7/8 | 9.0 | 2 | 28-1/4 | 37-3/4 | 17-1/4 | 301 | 70 |
| CS*030L6 | C | LAH-032E | 1/2 | 7/8 | 14.0 | 2 | 28-1/4 | 37-3/4 | 19-3/4 | 357 | 71 |
| CS*030E6 | C | LAC-032E | 1/2 | 7/8 | 14.0 | 2 | 28-1/4 | 37-3/4 | 19-3/4 | 391 | 71 |
| CS*040L6 | D | NRD-032/040E | 1/2 | 1-1/8 | 20.0 | 1 | 30-1/4 | 42-1/2 | 29-3/4 | 457 | 73 |

* = T for Outdoor, N for Indoor, S for Beacon II™

++ = See Dimensional Drawings for details.

† = Estimated sound pressure values are 10 feet from the unit. For estimating sound pressure from the unit at different distances, deduct the following from the unit values: 20 feet, deduct 6 dBA for 40 feet, deduct 12 dBA for 80 feet, deduct 18 dBA. This data is typical of "free field" conditions for horizontal air cooled condensing units at the outlet of the discharge air. The actual sound measurements may vary depending on the condensing unit installation. Factors such as reflecting walls, background noise and mounting conditions may have a significant influence on this data.

SEMI-HERMETIC COMPRESSORS

Electrical Data - Medium and High Temperature

| Model Number | Part Number | Power Supply | | | Compressor | | Fan Motor | | | MCA | | MOPD | | Evap. Fan Amps | Defrost Heater Amps |
|--------------|---------------|--------------|----|-----------------|------------|-------|-----------|------|-----|-----|-------|------|-------|----------------|---------------------|
| | | Volts | Ph | Hz [†] | RLA | LRA | Qty. | HP | FLA | Air | Elec. | Air | Elec. | | |
| CS*005H2B | HAG2-0050-CAV | 208-230 | 1 | 60 | 3.6 | 22.0 | 1 | 1/15 | 0.5 | 15 | 20 | 15 | 20 | 9.0 | 15 |
| CS*005H2C | HAG1-0050-TAC | 208-230 | 3 | 60 | 2.1 | 13.0 | 1 | 1/15 | 0.5 | 15 | 20 | 15 | 20 | 9.5 | 15 |
| CS*008H2B | KAN2-0075-CAV | 208-230 | 1 | 60 | 5.4 | 36.0 | 1 | 1/15 | 0.5 | 15 | 20 | 15 | 20 | 8.0 | 15 |
| CS*008H2C | KAN1-0075-TAC | 208-230 | 3 | 60 | 3.1 | 19.9 | 1 | 1/15 | 0.5 | 15 | 20 | 15 | 20 | 9.0 | 15 |
| CS*008M2B | KAE2-0075-CAV | 208-230 | 1 | 60 | 4.9 | 36.0 | 1 | 1/15 | 0.5 | 15 | 20 | 15 | 20 | 8.0 | 15 |
| CS*008M2C | KAE1-0075-TAC | 208-230 | 3 | 60 | 3.0 | 19.9 | 1 | 1/15 | 0.5 | 15 | 20 | 15 | 20 | 9.0 | 15 |
| CS*010H2B | KAR2-0100-CAV | 208-230 | 1 | 60 | 6.6 | 40.0 | 1 | 1/15 | 0.5 | 15 | 20 | 15 | 20 | 7.0 | 15 |
| CS*010H2C | KAR1-0100-TAC | 208-230 | 3 | 60 | 3.8 | 27.0 | 1 | 1/15 | 0.5 | 15 | 20 | 15 | 20 | 9.0 | 15 |
| CS*010M2B | KAM2-0100-CAV | 208-230 | 1 | 60 | 6.7 | 40.0 | 1 | 1/15 | 0.5 | 15 | 20 | 15 | 20 | 7.0 | 15 |
| CS*010M2C | KAM1-0100-TAC | 208-230 | 3 | 60 | 4.0 | 27.0 | 1 | 1/15 | 0.5 | 15 | 20 | 15 | 20 | 9.0 | 15 |
| CS*015H2B | KAGB-0150-CAV | 208-230 | 1 | 60 | 8.6 | 55.0 | 2 | 1/15 | 1.0 | 15 | 24 | 20 | 25 | 9.0 | 19 |
| CS*015H2C | KAGA-0150-TAC | 208-230 | 3 | 60 | 4.9 | 35.5 | 2 | 1/15 | 1.0 | 15 | 20 | 15 | 20 | 8.0 | 15 |
| CS*015H2D | KAGA-0150-TAD | 460 | 3 | 60 | 2.2 | 18.2 | 2 | 1/15 | 1.0 | 15 | 20 | 15 | 20 | ^ | ^ |
| CS*020H2C | ERA1-0200-TAC | 208-230 | 3 | 60 | 5.9 | 46.0 | 2 | 1/15 | 1.0 | 15 | 24 | 15 | 25 | 9.0 | 19 |
| CS*020H2D | ERA1-0200-TAD | 460 | 3 | 60 | 3.1 | 46.0 | 2 | 1/15 | 1.0 | 15 | 20 | 15 | 20 | ^ | ^ |
| CS*020M2B | KAKB-0200-CAV | 208-230 | 1 | 60 | 9.5 | 55.0 | 2 | 1/15 | 1.0 | 15 | 24 | 20 | 25 | 6.0 | 19 |
| CS*020M2C | KAKA-0200-TAC | 208-230 | 3 | 60 | 6.1 | 50.0 | 2 | 1/15 | 1.0 | 15 | 24 | 15 | 25 | 9.0 | 19 |
| CS*021M2C | ERC1-0200-TAC | 208-230 | 3 | 60 | 6.1 | 46.0 | 2 | 1/15 | 1.0 | 15 | 24 | 15 | 25 | 9.0 | 19 |
| CS*021M2D | ERC1-0200-TAD | 460 | 3 | 60 | 3.3 | 23.0 | 2 | 1/15 | 1.0 | 15 | 20 | 15 | 20 | ^ | ^ |
| CS*029M2C | ERF1-0311-TAC | 208-230 | 3 | 60 | 11.2 | 82.0 | 2 | 1/15 | 1.0 | 15 | 29 | 25 | 35 | 12.0 | 23 |
| CS*029M2D | ERF1-0311-TAD | 460 | 3 | 60 | 5.2 | 41.0 | 2 | 1/15 | 1.0 | 15 | 15 | 15 | 25 | ^ | ^ |
| CS*030H2C | ERF1-0311-TAC | 208-230 | 3 | 60 | 11.2 | 82.0 | 1 | 1/3 | 3.5 | 20 | 38 | 25 | 40 | 12.0 | 30 |
| CS*030H2D | ERF1-0311-TAD | 460 | 3 | 60 | 5.2 | 41.0 | 1 | 1/3 | 1.9 | 15 | 24 | 15 | 25 | ^ | ^ |
| CS*040H2C | NRB2-0400-TFC | 208-230 | 3 | 60 | 19.6 | 141.0 | 1 | 1/3 | 3.5 | 28 | 40 | 45 | 50 | 12.0 | 30 |
| CS*040H2D | NRB2-0400-TFD | 460 | 3 | 60 | 10.1 | 62.5 | 1 | 1/3 | 1.9 | 15 | 29 | 20 | 35 | 12.0 | 23 |
| CS*050H2C | NRA3-0500-TFC | 208-230 | 3 | 60 | 17.2 | 141.0 | 1 | 1/3 | 3.5 | 25 | 38 | 40 | 50 | 12.0 | 30 |
| CS*050H2D | NRA3-0500-TFD | 460 | 3 | 60 | 8.7 | 62.5 | 1 | 1/3 | 1.9 | 15 | 29 | 20 | 35 | 12.0 | 23 |
| CS*050M2C | NRM1-0500-TFC | 208-230 | 3 | 60 | 21.8 | 141.0 | 1 | 1/3 | 3.5 | 31 | 43 | 50 | 60 | 12.0 | 32 |
| CS*050M2D | NRM1-0500-TFD | 460 | 3 | 60 | 10.8 | 62.5 | 1 | 1/3 | 1.9 | 15 | 29 | 25 | 35 | 12.0 | 23 |
| CS*005M6B | HAJB-005E-CAV | 208-230 | 1 | 60 | 3.3 | 22.0 | 1 | 1/15 | 0.5 | 15 | 20 | 15 | 20 | 9.0 | 15 |
| CS*010M6B | KARB-010E-CAV | 208-230 | 1 | 60 | 6.4 | 40.0 | 1 | 1/15 | 0.5 | 15 | 20 | 15 | 20 | 7.0 | 15 |
| CS*010M6C | KARA-010E-TAC | 208-230 | 3 | 60 | 3.8 | 27.0 | 1 | 1/15 | 0.5 | 15 | 20 | 15 | 20 | 9.0 | 15 |
| CS*020M6B | KAKB-021E-CAV | 208-230 | 1 | 60 | 9.1 | 55.0 | 2 | 1/15 | 1.0 | 15 | 24 | 20 | 25 | 6.0 | 19 |
| CS*020M6C | KAKA-020E-TAC | 208-230 | 3 | 60 | 5.8 | 50.0 | 2 | 1/15 | 1.0 | 15 | 24 | 15 | 25 | 9.0 | 19 |
| CS*021M6C | ERCA-021E-TAC | 208-230 | 3 | 60 | 7.9 | 46.0 | 2 | 1/15 | 1.0 | 15 | 24 | 15 | 25 | 9.0 | 19 |
| CS*021M6D | ERCA-020E-TAD | 460 | 3 | 60 | 3.1 | 23.0 | 2 | 1/15 | 1.0 | 15 | 20 | 15 | 20 | ^ | ^ |
| CS*030M6C | ERFA-031E-TAC | 208-230 | 3 | 60 | 11.2 | 82.0 | 1 | 1/3 | 3.5 | 20 | 38 | 25 | 40 | 12.0 | 30 |
| CS*030M6D | ERFA-031E-TAD | 460 | 3 | 60 | 5.2 | 41.0 | 1 | 1/3 | 1.9 | 15 | 24 | 15 | 25 | ^ | ^ |
| CS*040M6C | NRB2-040E-TFC | 208-230 | 3 | 60 | 19.6 | 141.0 | 1 | 1/3 | 3.5 | 28 | 40 | 45 | 50 | 12.0 | 30 |
| CS*040M6D | NRB2-040E-TFD | 460 | 3 | 60 | 8.1 | 62.5 | 1 | 1/3 | 1.9 | 15 | 29 | 20 | 35 | 12.0 | 23 |

* = T for Outdoor, N for Indoor, S for Beacon II™

^ Power supplied by customer.

† Consult factory for 50 HZ applications.

SEMI-HERMETIC COMPRESSORS

Electrical Data - Low Temperature

| Model Number | Part Number | Power Supply | | | Compressor | | Fan Motor | | | MCA | | MOPD | | Evap. Fan Amps | Defrost Heater Amps |
|--------------|---------------|--------------|----|-----------------|------------|-------|-----------|------|-----|-----|-------|------|-------|----------------|---------------------|
| | | Volts | Ph | Hz [†] | RLA | LRA | Qty. | HP | FLA | Air | Elec. | Air | Elec. | | |
| CS*005L6B | KANB-005E-CAV | 208-230 | 1 | 60 | 3.1 | 24.0 | 1 | 1/15 | 0.5 | 15 | 20 | 15 | 20 | 9.0 | 15 |
| CS*005L6C | KANA-006E-TAC | 208-230 | 3 | 60 | 2.0 | 13.2 | 1 | 1/15 | 0.5 | 15 | 20 | 15 | 20 | 9.6 | 15 |
| CS*008L6B | KAMB-007E-CAV | 208-230 | 1 | 60 | 5.1 | 36.0 | 1 | 1/15 | 0.5 | 15 | 20 | 15 | 20 | 8.0 | 15 |
| CS*008L6C | KAMA-007E-TAC | 208-230 | 3 | 60 | 2.9 | 19.9 | 1 | 1/15 | 0.5 | 15 | 20 | 15 | 20 | 9.0 | 15 |
| CS*010L6B | KAJB-010E-CAV | 208-230 | 1 | 60 | 6.2 | 40.0 | 1 | 1/15 | 0.5 | 15 | 20 | 15 | 20 | 8.0 | 15 |
| CS*010L6C | KAJA-011E-TAC | 208-230 | 3 | 60 | 4.1 | 27.0 | 1 | 1/15 | 0.5 | 15 | 20 | 15 | 20 | 9.0 | 15 |
| CS*015L6B | KALB-015E-CAV | 208-230 | 1 | 60 | 8.9 | 55.0 | 2 | 1/15 | 1.0 | 15 | 24 | 20 | 25 | 8.0 | 19 |
| CS*015L6C | KALA-016E-TAC | 208-230 | 3 | 60 | 6.0 | 50.0 | 2 | 1/15 | 1.0 | 15 | 20 | 15 | 20 | 7.6 | 15 |
| CS*015L6D | KALA-016E-TAD | 460 | 3 | 60 | 3.1 | 25.0 | 2 | 1/15 | 1.0 | 15 | 20 | 15 | 20 | 9.0 | 15 |
| CS*020L6C | EADA-020E-TAC | 208-230 | 3 | 60 | 6.1 | 46.0 | 2 | 1/15 | 1.0 | 15 | 20 | 15 | 20 | 7.0 | 15 |
| CS*021L6B | EAVB-021E-CAV | 208-230 | 1 | 60 | 13.2 | 102.0 | 2 | 1/15 | 1.0 | 20 | 29 | 30 | 30 | 4.0 | 23 |
| CS*021L6C | EAVA-021E-TAC | 208-230 | 3 | 60 | 6.6 | 50.0 | 2 | 1/15 | 1.0 | 15 | 20 | 15 | 20 | 7.0 | 15 |
| CS*021L6D | EAVA-021E-TAD | 460 | 3 | 60 | 2.9 | 26.6 | 2 | 1/15 | 1.0 | 15 | 20 | 15 | 20 | 9.0 | 15 |
| CS*030L6C | LAHA-032E-TAC | 208-230 | 3 | 60 | 11.5 | 112.0 | 2 | 1/15 | 1.0 | 20 | 29 | 25 | 35 | 12.0 | 23 |
| CS*030L6D | LAHA-032E-TAD | 460 | 3 | 60 | 5.4 | 56.0 | 2 | 1/15 | 1.0 | 15 | 15 | 15 | 15 | ^ | ^ |
| CS*030E6C | LACA-032E-TAC | 208-230 | 3 | 60 | 11.5 | 112.0 | 2 | 1/15 | 1.0 | 15 | 29 | 25 | 35 | 12.0 | 23 |
| CS*030E6D | LACA-032E-TAD | 460 | 3 | 60 | 5.4 | 56.0 | 2 | 1/15 | 1.0 | 15 | 15 | 15 | 15 | ^ | ^ |
| CS*040L6C | NRD1-032E-TFC | 208-230 | 3 | 60 | 14.6 | 82.0 | 1 | 1/3 | 3.5 | 22 | 38 | 35 | 45 | 12.0 | 30 |
| CS*040L6D | NRD1-032E-TFD | 460 | 3 | 60 | 7.6 | 41.0 | 1 | 1/3 | 1.9 | 15 | 24 | 15 | 25 | 9.0 | 19 |

* = T for Outdoor, N for Indoor, S for Beacon II™

^ Power supplied by customer.

† Consult factory for 50 HZ applications.

NOTE: Per UL and NEC, RLA values have been calculated by dividing the Maximum Continuous Current (MCC) by 1.56

| Replacement Parts List | | | | |
|------------------------|------------------------------------|-----------------|---------------|------------------|
| Model | PSC Motor | EC Motor | Fan Blade | Orbus Controller |
| A, B, C Cabinet | 25309101, 230/1 | 25319201, 230/1 | 22901601, 14" | 28962001 |
| D Cabinet | 25309001, 230/1 25309002, 460/1 | 25319101, 230/1 | 7173156, 22" | 28962001 |

Right source. Right parts. Right now.

InterLink™ is your link to a complete line of dependable and certified commercial refrigeration parts, accessories and innovative electronic controls for all Climate Control equipment. At InterLink, we provide our wholesalers with a comprehensive selection of product solutions and innovative technologies for the installed customer base. And every product is built to ensure the same high performance standards with which all Heatcraft Refrigeration Products brands are built — backed by a dedicated team to serve every customer need, delivering at the best lead times in the industry.



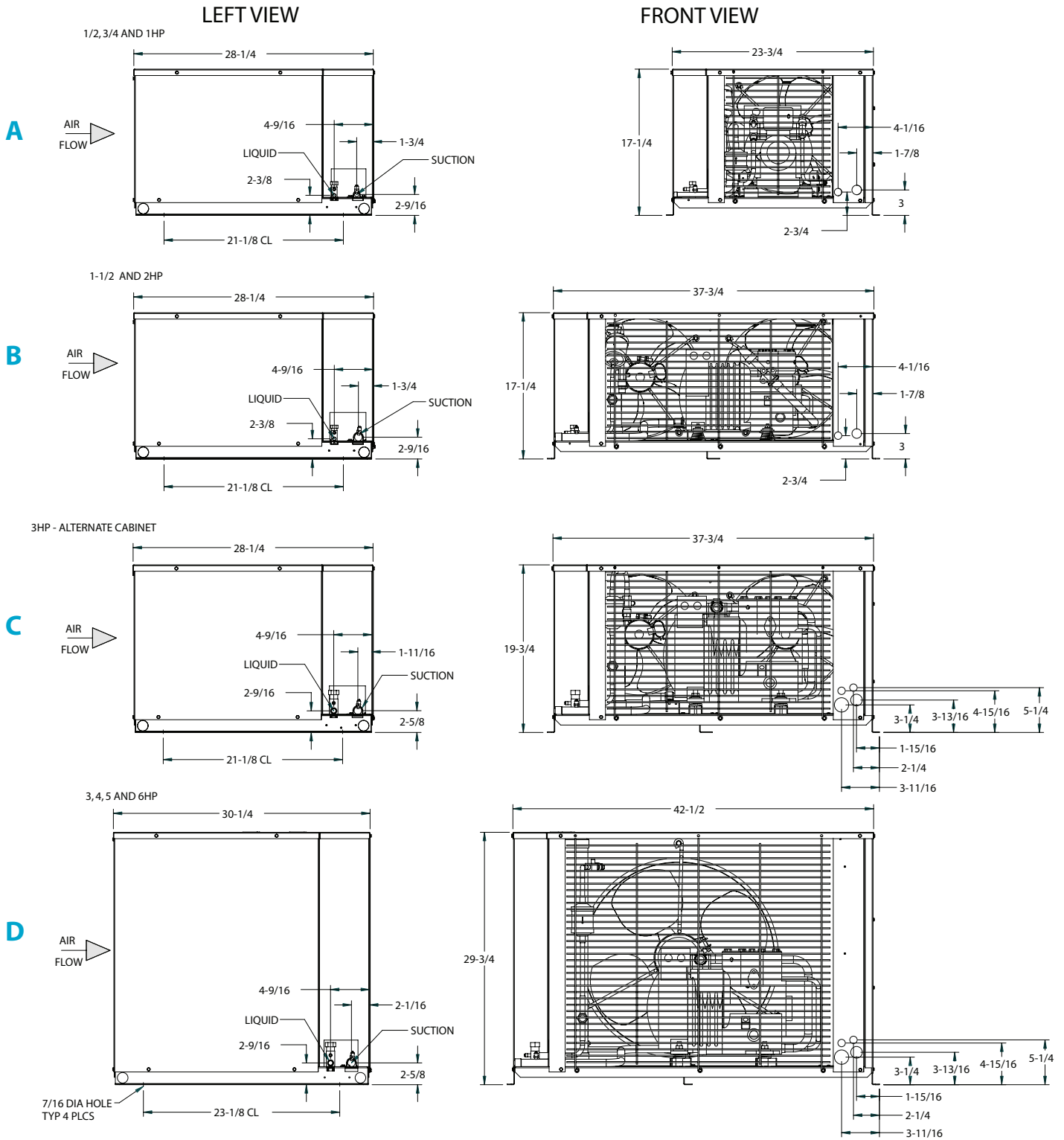
Commercial Refrigeration Parts
www.interlinkparts.com
800.686.7278

Dependable. Versatile. Courteous.

Finally, one simple source for all your replacement needs from a name you can trust.

Dimensional Drawings of Cabinets

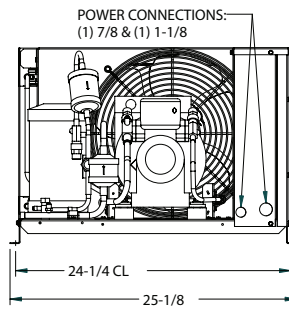
OUTDOOR



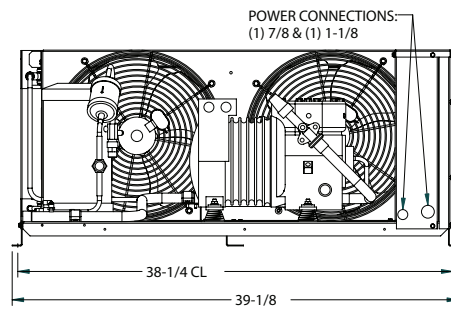
INDOOR

FRONT VIEW

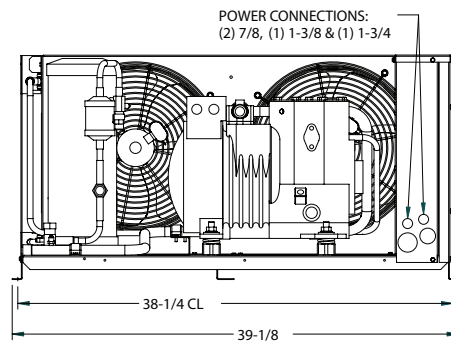
A



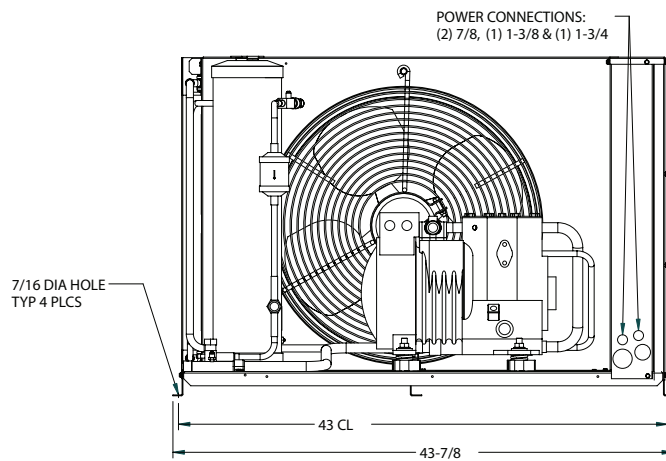
B



C



D



For more information on Climate Control products,
contact your Climate Control Sales Representative or
visit us at www.heatcraftprd.com



Cold You Can Count On

A Brand of Heatcraft Refrigeration Products, LLC
2175 West Park Place Blvd. • Stone Mountain, GA • 30087
(800) 321-1881

www.heatcraftprd.com

Since product improvement is a continuing effort, we reserve the right to make changes in specifications without notice.