

# Heath®/Zenith

Models SL/TT-6132

## Wireless Indoor and Outdoor Remote Control

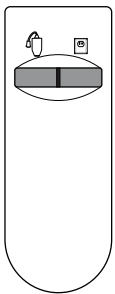
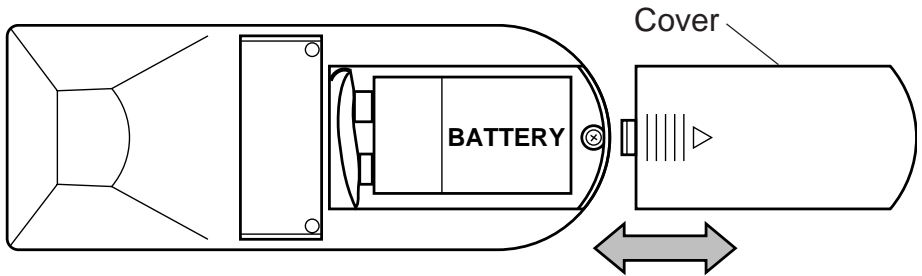
### Features

- Add switched outlets with the convenience of operation from a single hand-held transmitter.
- Includes one indoor/outdoor module & one indoor module.


### Transmitter Operational Instructions

**Note:** You will need to buy a 9-volt alkaline battery for the remote control. In typical use, this battery will last about one year. Remove the battery during extended periods of non-use.

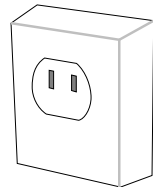
- 1. Install the 9-volt battery.** Remove the cover from the back of the transmitter by pressing on it with your thumb and sliding it off as shown. Plug in the battery and slide the cover back onto the transmitter.



Transmitter



SL-6139  
Indoor/Outdoor  
Module



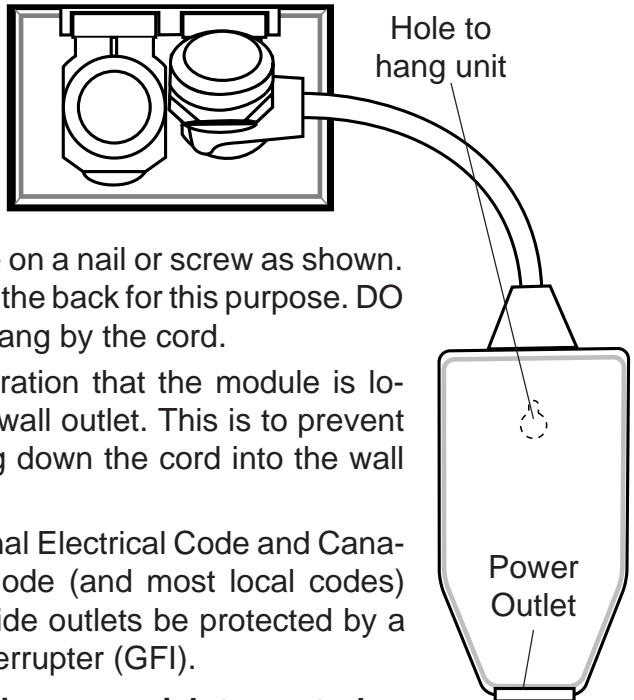
SL-6136  
Indoor Module

## Indoor/Outdoor Module Operation

- 1. Plug in Indoor/Outdoor Module.** Remember, the Indoor/Outdoor Module requires a grounded outlet. If you do not have a grounded outlet, you may want to contact an electrician to upgrade your electrical system. If you are using the Indoor/Outdoor Module outdoors, see extra precautions below.

### Precautions When Using the Indoor/Outdoor Module

- The Module must be oriented with the power outlet down to prevent rain from entering the unit. See the illustration below.



- Hang the module on a nail or screw as shown. There is a hole in the back for this purpose. **DO NOT** allow it to hang by the cord.
- Note in the illustration that the module is located below the wall outlet. This is to prevent rain from running down the cord into the wall outlet.
- **Note:** The National Electrical Code and Canadian Electrical Code (and most local codes) require that outside outlets be protected by a Ground Fault Interrupter (GFI).


### 2. Plug in the devices you wish to control.

**Caution:** Do not exceed the maximum load specifications (see page 3).

- 3. To check operation,** press button on the left side of transmitter (see icon). The light/appliance should turn on immediately. **Important:** Wait at least 3 seconds after you press the button before pressing it again to allow the transmission to be completed.

## Indoor Module Operation

### 1. Install the Indoor Module as shown.



Indoor Module

- 2. Plug in the device(s) you wish to control. Caution:** do not exceed the specifications listed on the next page. Turn the device on.

- 3. To check the operation,** press the right side button on the transmitter. The light/appliance should turn on immediately. **Important:** Wait at least 3 seconds after you press the transmitter button before you press it again to allow the transmission to be completed.

**Note:** The SL-6132 system works with other Heath®/Zenith wireless switch products with the same channel designation ('F', 'G', 'H').

---

## SPECIFICATIONS

Range .....	Up to 50 feet (15.2 M)	
Rated Voltage .....	120 VAC, 60 Hz	
Battery .....	9-volt alkaline	
	<u>SL-6139</u>	<u>SL-6136</u>
Max. Load, resistive .....	13 A .....	5 A .....
tungsten .....	960 W .....	500 W .....
fluorescent .....	960 W .....	300 W .....
motor .....	1/3 H.P. ....	1/3 H.P. ....

## TROUBLESHOOTING GUIDE

If you experience a problem, follow this guide. You may also want to visit our Web site at: [www.desatech.com](http://www.desatech.com). If the problem persists, call for assistance at **1-800-858-8501** 7:30 AM to 4:30 PM Central Time weekdays.

SYMPTOM	POSSIBLE CAUSE
Light does not come on.	<ol style="list-style-type: none"> <li>1. Circuit breaker or fuse is turned off.</li> <li>2. Switch on lamp is turned off.</li> <li>3. Bulb is defective.</li> <li>4. Signals from transmitter are being blocked, or transmitter is out of range. Check for metal objects that could block the signal, or reposition the transmitter.</li> <li>5. Weak battery in the transmitter.</li> </ol>
Light does not turn off.	<ol style="list-style-type: none"> <li>1. Switching too fast. Wait 3 seconds between pushing the transmitter button.</li> <li>2. Same as 4 &amp; 5 above.</li> </ol>
Light comes on randomly.	<ol style="list-style-type: none"> <li>1. Short term power line failure.</li> <li>2. Another transmitter on the same channel.</li> </ol>

### Regulatory Information

This device complies with Part 15 of the FCC Rules and RSS-210 of Industry Canada. Operation is subject to the following two conditions: (1) this device may not cause harmful interference, and (2) this device must accept any interference received, including interference that may cause undesired operation.

The user is cautioned that changes or modifications not expressly approved by the party responsible for regulatory compliance could void the user's authority to operate the equipment.

**Do not send products, please call the number listed below:**  
**Technical Service: USA call 1-800-858-8501/Canada call 905-826-8010**

DESA International, Inc.

P.O. Box 90004, Bowling Green, KY 42102-9004

**YOUR HEATH®/ZENITH FIVE YEAR LIMITED WARRANTY**

This is a "Limited Warranty" which gives you specific legal rights. You may also have other rights which vary from state to state or province to province.

For a period of five years from the date of purchase, any malfunction caused by factory defective parts or workmanship will be corrected at no charge to you. **Batteries are not covered.** To obtain a refund or a replacement, return the product to the place of purchase.

**Not Covered** - Repair service, adjustment and calibration due to misuse, abuse or negligence, light bulbs and other expendable items are not covered by this warranty. Unauthorized service or modification of the product or of any furnished component will void this warranty in its entirety. This warranty does not include reimbursement for inconvenience, installation, setup time, loss of use, or unauthorized service. This warranty covers only Heath®/Zenith assembled products and is not extended to other equipment and components that a customer uses in conjunction with our products.

THIS WARRANTY IS EXPRESSLY IN LIEU OF ALL OTHER WARRANTIES, EXPRESS OR IMPLIED, INCLUDING ANY WARRANTY, REPRESENTATION OR CONDITION OF MERCHANT ABILITY OR THAT THE PRODUCTS ARE FIT FOR ANY PARTICULAR PURPOSE OR USE, AND SPECIFICALLY IN LIEU OF ALL SPECIAL, INDIRECT, INCIDENTAL, OR CONSEQUENTIAL DAMAGES.

REPAIR OR REPLACEMENT SHALL BE THE SOLE REMEDY OF THE CUSTOMER AND THERE SHALL BE NO LIABILITY ON THE PART OF DESA FOR ANY SPECIAL, INDIRECT, INCIDENTAL, OR CONSEQUENTIAL DAMAGES, INCLUDING BUT NOT LIMITED TO ANY LOSS OF BUSINESS OR PROFITS, WHETHER OR NOT FORESEEABLE. Some states or provinces do not allow the exclusion or limitation of incidental or consequential damages, so the above limitation or exclusion may not apply to you. Retain receipt for warranty claims.

Heath®/Zenith reserves the right to discontinue products and to change specifications at any time without incurring any obligation to incorporate new features in products previously sold.

