

Heath Zenith

Wireless Indoor/ Outdoor Remote Control

Model SL-6139z

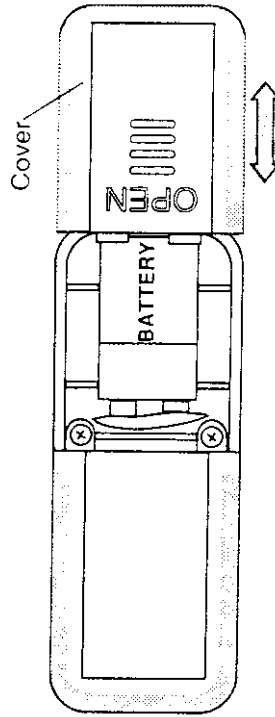
Features

- Add switched outlet convenience without rewiring.
- Can be used inside or outdoors.

Installation

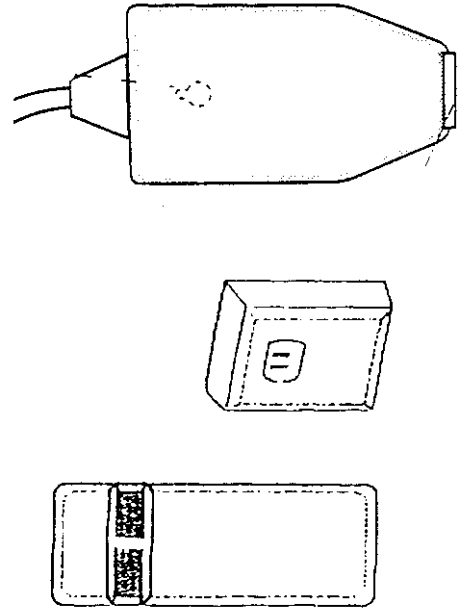
You will need to buy a 9-volt alkaline battery for the remote control. In typical use, this battery will last about one year.

1. **Install the 9-volt battery.** Remove the cover from the back of the remote control by pressing on it with your thumb and sliding it off as shown. Plug in the battery and slide the cover back onto the remote control.



© Heath Company

595-5659-01

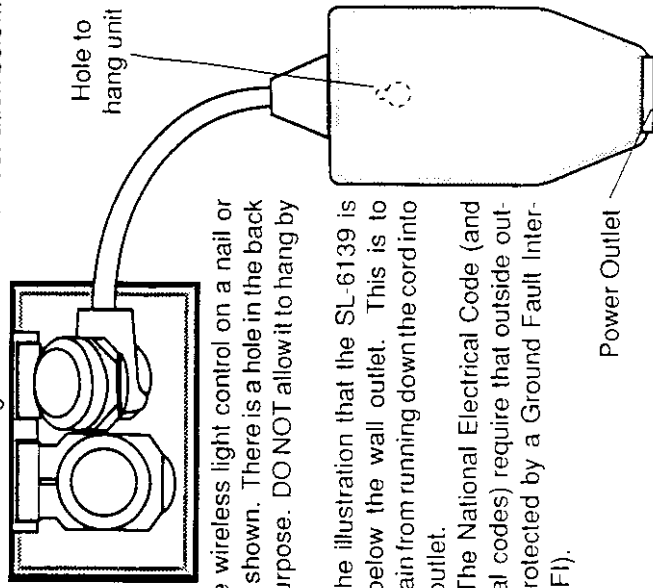


2. **Plug in wireless light control.** Remember, the SL-6139 requires a grounded outlet. If you do not have a grounded outlet, you may want to contact an electrician to upgrade your electrical system. Also, do not exceed the maximum load specifications. If you are using the SL-6139 outdoors, see extra precautions below.

3. **Plug in the devices you wish to control.** Do not exceed the maximum load specifications.

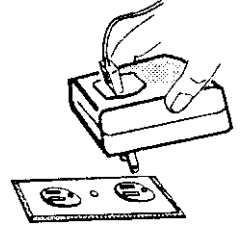
Precautions When Using the SL-6139 Outdoors

- The SL-6139 must be oriented with the power outlet down to prevent rain from entering the unit. See the illustration below.



- Hang the wireless light control on a nail or screw as shown. There is a hole in the back for this purpose. DO NOT allow it to hang by the cord.
- Note in the illustration that the SL-6139 is located below the wall outlet. This is to prevent rain from running down the cord into the wall outlet.
- NOTE: The National Electrical Code (and most local codes) require that outside outlets be protected by a Ground Fault Interrupter (GFI).

1. **Plug the lamp you choose to control into the front of the lamp module.**
2. **Plug the lamp module into an unswitched wall outlet.**



3. **Turn on the lamp switch.**

TROUBLESHOOTING GUIDE

If you experience a problem, follow this guide. If the problem persists, call for assistance at 1-800-858-8501 8:00 AM and 4:30 PM ET weekdays.

Lo sentimos, pero no podemos contestar preguntas en español por teléfono.

SYMPTOM	POSSIBLE CAUSE
Light does not come on.	<ol style="list-style-type: none"> 1. Circuit breaker or fuse is turned off. 2. Switch on lamp is turned off. 3. Bulb is defective. 4. Signals from remote control are being blocked, or remote control is out of range. Check for metal objects that could block the signal, or reposition the remote control. 5. Weak battery in the remote control.
Light does not turn off.	<ol style="list-style-type: none"> 1. Switching too fast. Wait 2 seconds between pushing the remote button. 2. Same as 4 & 5 above.
Light comes on randomly.	<ol style="list-style-type: none"> 1. Short term power line failure. 2. Another remote control on the same channel.

Regulatory Information

The user is cautioned that changes or modifications not expressly approved by the party responsible for regulatory compliance could void the user's authority to operate the equipment.

SPECIFICATIONS

Range	Up to 50 feet	6136
Maximum Load	1800 Watts resistive	400W
	960 Watts incandescent	500W
	960 Watts fluorescent	300W
	1/3 H.P. motor	Y311P
Rated Voltage	120 VAC, 60 Hz	
Battery	9-volt alkaline	

The Heath Company reserves the right to discontinue products and to change specifications at any time without incurring any obligation to incorporate new features in products previously sold.

This device complies with RSS-210 of Industry Canada. Operation is subject to the following two conditions: (1) this device may not cause interference, and (2) this device must accept any interference, including interference that may cause undesired operation of the device.

**YOUR HEATH ZENITH ASSEMBLED PRODUCT
FIVE YEAR LIMITED WARRANTY**

This is a "Limited Warranty" as defined in the U.S. Consumer Product Warranty and Federal Trade Commission Improvement Act. This warranty gives you specific legal rights, and you may also have other rights which vary from state to state.

For a period of five years from the date of purchase, any malfunction caused by factory defective parts or workmanship will be corrected at no charge to you. **Batteries are not covered.** To obtain a refund or a replacement, return the product to the place of purchase.

Not Covered — Repair service, adjustment and calibration due to misuse, abuse or negligence, light bulbs, batteries and other expendable items are not covered by this warranty. Unauthorized service or modification of the product or of any furnished component will void this warranty in its entirety. This warranty does not include reimbursement for inconvenience, installation, setup time, loss of use, or unauthorized service.

This warranty covers only Heath Zenith assembled products and is not extended to other equipment and components that a customer uses in conjunction with our products.

SUCH REPAIR OR REPLACEMENT SHALL BE THE SOLE REMEDY OF THE CUSTOMER AND THERE SHALL BE NO LIABILITY ON THE PART OF HEATH FOR ANY SPECIAL, INDIRECT, INCIDENTAL, OR CONSEQUENTIAL DAMAGES, INCLUDING BUT NOT LIMITED TO ANY LOSS OF BUSINESS OR PROFITS, WHETHER OR NOT FORESEEABLE. Some states do not allow the exclusion or limitation of incidental or consequential damages, so the above limitation or exclusion may not apply to you.