

Shenzhen Heui Xint Technology Co., Ltd

Model: M5B

Product: Bluetooth Speaker

Notices:

1. if at the first time using the product can not turn on, it's perhaps not enough power for the battery please try to charge the battery then open again
2. please close the machine when the battery charging, it's good for the life of battery, also please use the dedicated equipment for battery charging in the package attached.
3. please charge at least 4hours in the first time using, next time could be 2-3 hours.
4. long time no using product please remember to charge the battery firstly
5. please don't put product under hot sunshine, near the temperature 45℃ and nor can fire, in case the damage happened.
6. please don't tear open the machine if you are not professional for this machine
7. input voltage of player if too high will be damaged the product, too low will not work



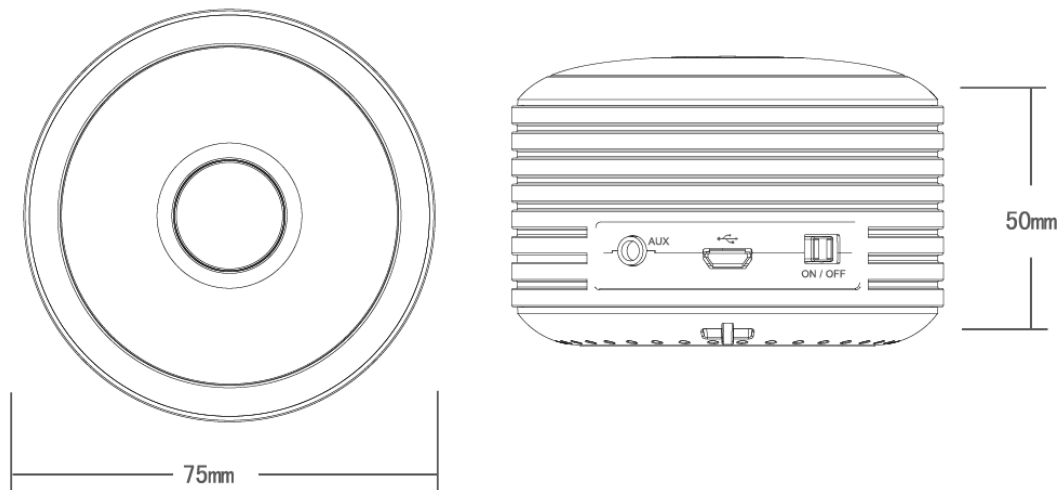
! please don't put the product on wet and raining side when use.

product function

1. hand free
2. Bluetooth
3. LINE IN Aux in
4. support sound notice for the function process
- 5 ROHS silicone sleeve

product size :

D75xH50mm

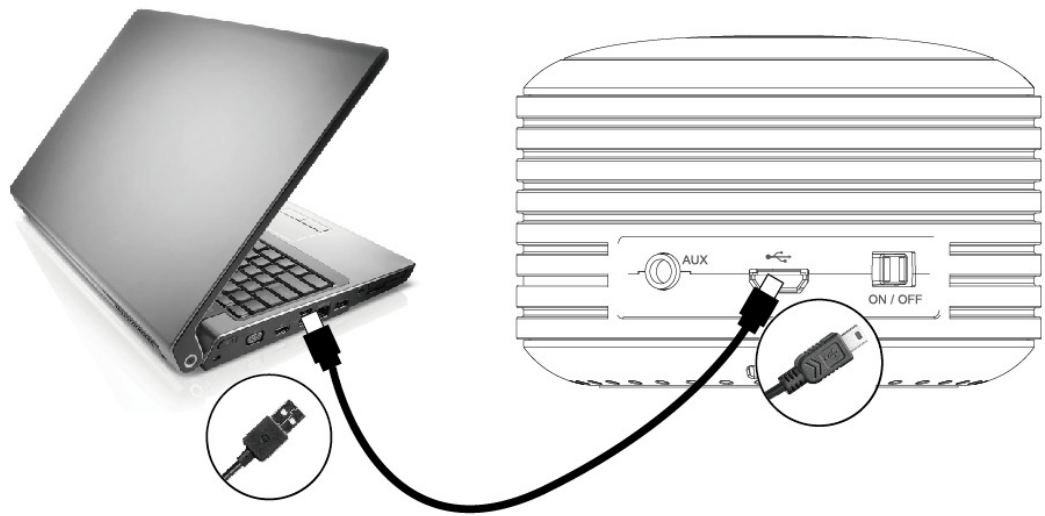


appearance and button function introduction

Aux in
 Mini USB : connect with USB jack
 on/off
 hang ring hole
 last/VOL-
 play/stop
 next/VOL+
 mode
 indicator

charge power

If low power thee is notice "DUDU" sound, first time use we suggest to charge the product, please connect with the micro USB between product and computer, charge when off is red indictor, charge when on it flash red and blue. This micro USB port can not communication with computer.

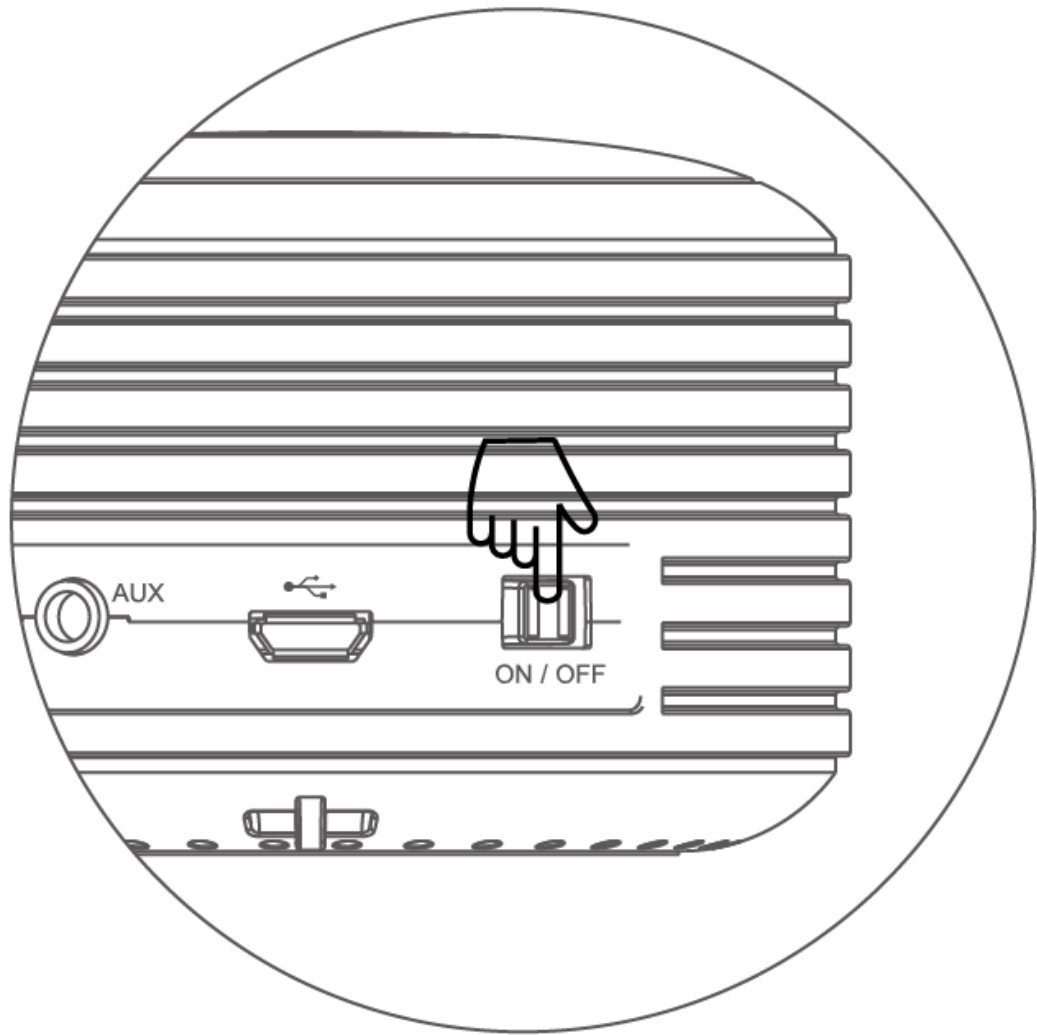


Bluetooth function and use

Our Bluetooth speaker is stereo Bluetooth Chipset, so we require the Bluetooth mobile phone or Bluetooth adapter are supported the A2DP .

Please turn product “on” (in the same time Please ensure the battery power is full.)

After turn on product it’ s flash blue for 15-30seconds,then you will hear: you enter Bluetooth mode, please wait for the connection. Now the blue flash per second, it means now is connecting status.



Connect mobile phone

first step

open the Bluetooth in your mobile phone, the phone will show the symbol of Bluetooth, IPHONE will enter research the Bluetooth mode automatically.

second step

Research the equipment

third step


If mobile phone show “M5B”, your phone now already found with the Bluetooth speaker, then you will enter the matching status.


the fourth step

During match please input password ‘0000’ if needed

fifth step

◦ Matching is automatically no need setting, if success, the Bluetooth symbol of your phone will change color or other shape.

if have coming call, Please press”  ”then you could hand free to pick up the phone



connect computer

If your computer is with Bluetooth function then you no need set up the Bluetooth, if no pls set up the Bluetooth driver firstly and insert the Bluetooth adapter

first step

Pls choose Bluetooth symbol, chose “add device” .

second step

The adaptor is searching the Bluetooth, until it display ” M5B ”

third step

Double click “M5B” , it will set up the driver until it set up successfully.

fourth step

If you would like to control last and next song please choose the media player of computer attached itself.

If Bluetooth is not ok pls check if it change to Bluetooth mode, if it already is Bluetooth model, pls confirm again the Bluetooth speaker and computer is connected. Pls also check the equipment Manager.

matching and connecting

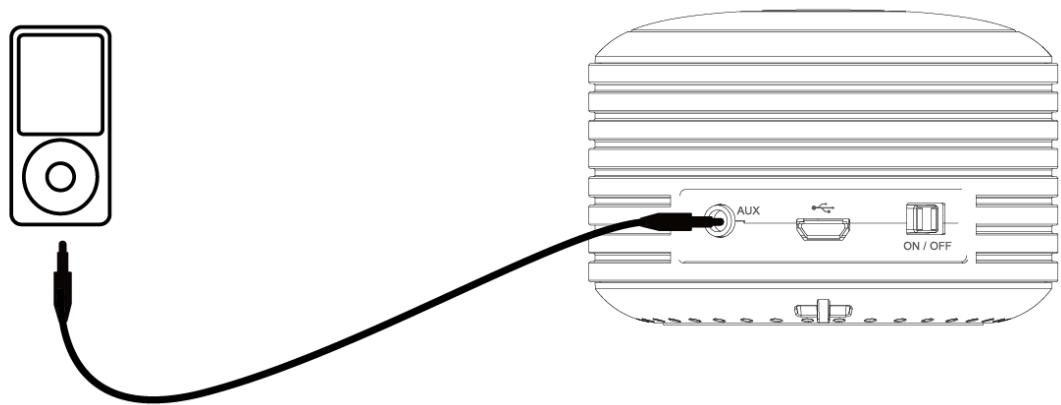
Mobile phone matching---- if last time you did not connect with Bluetooth then Bluetooth enter matching status, if speaker have been connected, it will connect the equipment same as last time,

if not successfully, after 15-30 seconds it will enter the matching status.

Connecting mode---- start to enter the matching mode
Matching status will keep 20-30seconds

Aux-in

Insert the 3.5mm audio cable to AUX and another connector to PC or mobile phone of PSP, then play the music



technical data

speaker	45mm 3 Ω
output power	2.5W
frequency response	80Hz-15KHz
sensitive	80db \pm 2db
S/N	\geq 80db
distortion	THD<1%
USB size	USB2.0,compatible with USB1.1
product size	75x50mm

power

Build-in lithium battery, USB cable for rechargeable power

included

1. speaker
2. 3.5mm audio cable
3. USB cable
4. manual

FCC NOTE:

This device complies with Part 15 of the FCC Rules. Operation is subject to the following two conditions: (1) this device may not cause harmful interference, and (2) this device must accept any interference received, including interference that may cause undesired operation.

THE MANUFACTURER IS NOT RESPONSIBLE FOR ANY RADIO OR TV INTERFERENCE CAUSED BY UNAUTHORIZED MODIFICATIONS OR CHANGE TO THIS EQUIPMENT. SUCH MODIFICATIONS OR CHANGE COULD VOID THE USER'S AUTHORITY TO OPERATE THE EQUIPMENT.

This equipment has been tested and found to comply with the limits for a Class B digital device, pursuant to part 15 of the FCC Rules. These limits are designed to provide reasonable protection against harmful interference in a residential installation. This equipment generates, uses and can radiate radio frequency energy and, if not installed and used in accordance with the instructions, may cause harmful interference to radio communications. However, there is no guarantee that interference will not occur in a particular installation. If this equipment does cause harmful interference to radio or television reception, which can be determined by turning the equipment off and on, the user is encouraged to try to correct the interference by one or more of the following measures:

- Reorient or relocate the receiving antenna.
- Increase the separation between the equipment and receiver.
- Connect the equipment into an outlet on a circuit different from that to which the receiver is connected.
- Consult the dealer or an experienced radio/TV technician for help.