

Intel® WiFi Adapter Information Guide

This version of Intel® PROSet/Wireless WiFi Software is compatible with the adapters listed below. However, note that newer features provided in this software release are generally not supported for older, legacy adapters.

The following adapters are supported on this release for Windows* 10:

- Intel® Dual Band Wireless-AC 7260
- Intel® Dual Band Wireless-N 7260
- Intel® Wireless-N 7260
- Intel® Dual Band Wireless-AC 3160
- Intel® Dual Band Wireless-AC 7265
- Intel® Dual Band Wireless-N 7265
- Intel® Wireless-N 7265
- Intel® Dual Band Wireless-AC 3165
- Intel® Dual Band Wireless-AC 8260 (64-bit only)
- Intel® Dual Band Wireless-AC 8265
- Intel® Wireless-AC 9260
- Intel® Wireless-AC 9560
- Intel® Wireless Gigabit 11000
- Intel® Tri-Band Wireless-AC 18265

The following adapters are supported on this release for Windows* 8 and Windows* 8.1 with Windows* 7 drivers from Intel®:

- Intel® Centrino® Wireless-N 100
- Intel® Centrino® Wireless-N 130
- Intel® Centrino® Wireless-N 1000
- Intel® Centrino® Wireless-N 1030
- Intel® Centrino® Advanced-N 6200
- Intel® Centrino® Advanced-N 6230

The following adapters are supported on this release for Windows* 8 with Windows* 8 drivers from Intel®:

- Intel® Centrino® Wireless-N 105
- Intel® Centrino® Wireless-N 135
- Intel® Centrino® Wireless-N 2200
- Intel® Centrino® Wireless-N 2230
- Intel® Centrino® Wireless-N + WiMAX 6150
- Intel® Centrino® Advanced-N 6205
- Intel® Centrino® Advanced-N 6235
- Intel® Centrino® Advanced-N + WiMAX 6250
- Intel® Centrino® Ultimate-N 6300
- Intel® Dual Band Wireless-AC 7260
- Intel® Dual Band Wireless-N 7260
- Intel® Wireless-N 7260
- Intel® Dual Band Wireless-AC 3160
- Intel® Dual Band Wireless-AC 3165
- Intel® Dual Band Wireless-AC 3168
- Intel® Dual Band Wireless-AC 7265
- Intel® Dual Band Wireless-N 7265
- Intel® Wireless-N 7265
- Intel® Dual Band Wireless-AC 8260

The following adapters are supported on this release for Windows* 8.1 with Windows* 8 drivers from Intel®:

- Intel® Centrino® Wireless-N 105
- Intel® Centrino® Wireless-N 135
- Intel® Centrino® Wireless-N 2200
- Intel® Centrino® Wireless-N 2230
- Intel® Centrino® Wireless-N + WiMAX 6150

- Intel® Centrino® Advanced-N 6205
- Intel® Centrino® Advanced-N 6235
- Intel® Centrino® Advanced-N + WIMAX 6250
- Intel® Centrino® Ultimate-N 6300

The following adapters are supported on this release for Windows* 8.1 with Windows* 8.1 drivers from Intel®:

- Intel® Dual Band Wireless-AC 7260
- Intel® Dual Band Wireless-N 7260
- Intel® Wireless-N 7260
- Intel® Dual Band Wireless-AC 3160
- Intel® Dual Band Wireless-AC 3165
- Intel® Dual Band Wireless-AC 3168
- Intel® Dual Band Wireless-AC 7265
- Intel® Dual Band Wireless-N 7265
- Intel® Wireless-N 7265
- Intel® Dual Band Wireless-AC 8260
- Intel® Tri-Band Wireless-AC 17265
- Intel® Tri-Band Wireless-AC 18260
- Intel® Wireless Gigabit 11000

With your WiFi network card, you can access WiFi networks, share files or printers, or even share your Internet connection. All of these features can be explored using a WiFi network in your home or office. This WiFi network solution is designed for both home and business use. Additional users and features can be added as your networking needs grow and change.

This guide contains basic information about Intel adapters. It includes information about several adapter properties that you can set to control and enhance the performance of your adapter with your particular wireless network and environment. Intel® wireless adapters enable fast connectivity without wires for desktop and notebook PCs.

- [Adapter Settings](#)
- [Regulatory Information](#)
- [Specifications](#)
- [Important Information](#)
- [Support](#)
- [Warranty](#)
- [Glossary](#)

Depending on the model of your Intel WiFi adapter, your adapter is compatible with 802.11a, 802.11b, 802.11g, and 802.11n (draft 2.0) wireless standards. Operating at 5GHz or 2.4GHz frequency at data rates of up to 450 Mbps, you can now connect your computer to existing high-speed networks that use multiple access points within large or small environments. Your WiFi adapter maintains automatic data rate control according to the access point location and signal strength to achieve the fastest possible connection. All of your wireless network connections are easily managed by the WiFi connection utility. Profiles that are set up through the WiFi connection utility provide enhanced security measures with 802.1X network authentication.

Information in this document is subject to change without notice.

© 2004–2014 Intel Corporation. All rights reserved. Intel Corporation, 5200 N.E. Elam Young Parkway, Hillsboro, OR 97124-6497 USA

The copying or reproducing of any material in this document in any manner whatsoever without the written permission of Intel Corporation is strictly forbidden. Intel® is a trademark or registered trademark of Intel Corporation or its subsidiaries in the United States and other countries. Other trademarks and trade names may be used in this document to refer to either the entities claiming the marks and names or their products. Intel disclaims any proprietary interest in trademarks and trade names other than its own. *Microsoft* and *Windows* are registered trademarks of Microsoft Corporation. *Windows Vista* is either a registered trademark or trademark of Microsoft Corporation in the United States and/or other countries.

*Other names and brands may be claimed as the property of others.

Intel Corporation assumes no responsibility for errors or omissions in this document. Nor does Intel make any commitment to update the information contained herein.

IMPORTANT NOTICE FOR ALL USERS OR DISTRIBUTORS:

Intel wireless LAN adapters are engineered, manufactured, tested, and quality checked to ensure that they meet all necessary local and governmental regulatory agency requirements for the regions that they are designated and/or marked to ship into. Because wireless LANs are generally unlicensed devices that share spectrum with radars, satellites, and other licensed and unlicensed devices, it is sometimes necessary to dynamically detect, avoid, and limit usage to avoid interference with these devices. In many instances Intel is required to provide test data to prove regional and local compliance to regional and governmental regulations before certification or approval to use the product is granted. Intel's wireless LAN's EEPROM, firmware, and software driver are designed to carefully control parameters that affect radio operation and to ensure electromagnetic compliance (EMC). These parameters include, without limitation, RF power, spectrum usage, channel scanning, and human exposure.

For these reasons Intel cannot permit any manipulation by third parties of the software provided in binary format with the wireless LAN adapters (e.g., the EEPROM and firmware). Furthermore, if you use any patches, utilities, or code with the Intel wireless LAN adapters that have been manipulated by an unauthorized party (i.e., patches, utilities, or code (including open source code modifications) which have not been validated by Intel), (i) you will be solely responsible for ensuring the regulatory compliance of the products, (ii) Intel will bear no liability, under any theory of liability for any issues associated with the modified products, including without limitation, claims under the warranty and/or issues arising from regulatory non-compliance, and (iii) Intel will not provide or be required to assist in providing support to any third parties for such modified products.

Note: Many regulatory agencies consider Wireless LAN adapters to be "modules", and accordingly, condition system-level regulatory approval upon receipt and review of test data documenting that the antennas and system configuration do not cause the EMC and radio operation to be non-compliant.

March 27, 2017

Adapter Settings

The **Advanced** tab displays the device properties for the WiFi adapter installed on your computer.

How to Access

At the Intel® PROSet/Wireless WiFi Connection Utility, Advanced Menu click **Adapter Settings**. Select the **Advanced** tab.

WiFi Adapter Settings Description

Name	Description
802.11ac Mode (5GHz)	The 802.11ac standard builds on 802.11n standard. 802.11ac Mode delivers up to 867Mbps (theoretical) by increasing channel bandwidth to 80MHz and adding higher density modulation (256 QAM). Select Enabled or Disabled to set the 802.11ac mode of the WiFi adapter. Enabled is the default setting. This setting applies to 802.11ac capable adapters only.
802.11n Channel Width (2.4 GHz)	Set high throughput channel width to maximize performance. Set the channel width to Auto or 20MHz . Use 20MHz if 802.11n channels are restricted. This setting applies to 802.11n capable adapters only. NOTE: This setting <i>does not apply</i> to the Intel® Wireless WiFi Link 4965AGN (uses 20 MHz channel width only).
802.11n Channel Width (5.2 GHz)	Set high throughput channel width to maximize performance. Set the channel width to Auto or 20MHz . Use 20MHz if 802.11n channels are restricted. This setting applies to 802.11n capable adapters only. NOTE: This setting <i>does not apply</i> to the following adapters: <ul style="list-style-type: none">• Intel® WiFi Link 1000• Intel® Wireless WiFi Link 4965AGN
802.11n Mode	The 802.11n standard builds on previous 802.11 standards by adding multiple-input multiple-output (MIMO). MIMO increases data throughput to improve transfer rate. Select Enabled or Disabled to set the 802.11n mode of the WiFi adapter. Enabled is the default setting. This setting applies to 802.11n capable adapters only. NOTE: To achieve transfer rates greater than 54 Mbps on 802.11n connections, WPA2*-AES security must be selected. No security (None) can be selected to enable network setup and troubleshooting. An administrator can enable or disable support for high throughput mode to reduce power-consumption or conflicts with other bands or compatibility issues.
Ad Hoc Channel 802.11b/g	Select Enabled or Disabled .
Ad Hoc QoS Mode	Quality of Service (QoS) control in ad hoc networks. QoS provides prioritization of traffic from the access point over a wireless LAN based on traffic classification. WMM (Wi-Fi Multimedia) is the QoS certification of the Wi-Fi Alliance (WFA). When WMM is enabled, the WiFi adapter uses WMM to support priority tagging and queuing capabilities for Wi-Fi networks. <ul style="list-style-type: none">• WMM Enabled• WMM Disabled (Default)

Bluetooth® AMP	Enable or disable Bluetooth® AMP. AMP stands for alternate MAC/PHY and uses the 802.11 (Wi-Fi) as the high-speed transport. If disabled, Bluetooth HS is turned off.
HT Mode/VHT Mode/Disabled	This settings lets you select HT Mode (High Throughput mode), VHT Mode (Very High Throughput Mode) or to disable both modes. HT Mode supports 802.11n compatibility, whereas VHT Mode supports 802.11ac compatibility.
Fat Channel Intolerant	<p>This setting communicates to access points that this WiFi adapter does not prefer 40MHz channels in the 2.4GHz band. The default setting is for this to be turned off (disabled), so that the adapter does not send this notification. If the access point continues to use 40MHz channels, the WiFi adapter will also use 40MHz channels if the 802.11n Channel Width (2.4GHz) setting is AUTO.</p> <p>NOTE: This setting <i>does not apply</i> to the following adapters:</p> <ul style="list-style-type: none"> • Intel® Wireless WiFi Link 4965AG_ • Intel® PRO/Wireless 3945ABG Network Connection
Mixed mode protection	Use to avoid data collisions in a mixed 802.11b and 802.11g environment. Request to Send/Clear to Send (RTS/CTS) should be used in an environment where clients may not hear each other. CTS-to-self can be used to gain more throughput in an environment where clients are in close proximity and can hear each other.
Preferred Band	<p>In an environment with other radiating devices nearby (such as microwave ovens, cordless telephones, access points, or client devices), in order to reduce interference you may prefer the 5GHz band over the 2.4GHz band, or vice-versa. Your choices are:</p> <ul style="list-style-type: none"> • No Preference • Prefer 2.4GHz band • Prefer 5GHz band <p>Here are the various Wi-Fi bands:</p> <ul style="list-style-type: none"> • 802.11 legacy - 2.4GHz • 802.11a - 5GHz • 802.11b - 2.4GHz • 802.11g - 2.4GHz • 802.11n - 2.4GHz and 5GHz • 802.11ac - 5GHz • 802.11ad - 60GHz
Roaming Aggressiveness	<p>This setting lets you define how aggressively your wireless client roams to improve connection to an access point. There are five available settings.</p> <ul style="list-style-type: none"> • 3. Medium: This is the default. A balanced setting between not roaming and performance. • 1. Lowest: Your wireless client will not roam. Only significant link quality degradation causes it to roam to another access point. • 5. Highest: Your wireless client continuously tracks the link quality. If any degradation occurs, it tries to find and roam to a better access point.
Transmit Power	<p>Default Setting: Highest power setting.</p> <p>Lowest: Minimum Coverage: Set the adapter to the lowest transmit power. Enables you to expand the number of coverage areas or confine a coverage area. Reduces the coverage area in high traffic areas to improve overall transmission quality and avoids congestion and interference with other devices.</p> <p>Highest: Maximum Coverage: Set the adapter to a maximum transmit power level. Select for maximum performance and range in environments with limited additional WiFi radio devices.</p> <p>NOTE: The optimal setting is for a user to always set the transmit power at the lowest</p>

possible level that is still compatible with the quality of their communication. This allows the maximum number of wireless devices to operate in dense areas and reduce interference with other devices that it shares the same radio spectrum with.

NOTE: This setting takes effect when either Network (Infrastructure) or Device to Device (ad hoc) mode is used.

Wake on Magic Packet

This setting, enabled, wakes the computer from a sleep state when it receives a "magic packet" from a sending computer. The magic packet contains the MAC address of the intended destination computer.

Enabling turns on Wake on Magic Packet. Disabling turns off Wake on Magic Packet. Disabling this only disables the magic packet feature, not Wake on Wireless LAN.

Wake on Pattern Match

This feature wakes the computer from a sleep state when a particular wake pattern is received at the adapter. This feature is supported by the Window* 7 and Windows 8. Such patterns typically are:

- Wake on new incoming TCP connection for IPv4 and IPv6 (TCP SYN IPv4 and TCP SYN IPv6).
- Wake on 802.1x re-authentication packets.

Disabling this only disables the pattern match feature, not Wake on Wireless LAN.

Wireless Mode

Select which mode to use for connection to a wireless network:

- **802.11a only:** Connect the wireless WiFi adapter to 802.11a networks only. Not applicable for all adapters.
- **802.11b only:** Connect the wireless WiFi adapter to 802.11b networks only. Not applicable for all adapters.
- **802.11g only:** Connect the wireless WiFi adapter to 802.11g networks only.
- **802.11a and 802.11g:** Connect the WiFi adapter to 802.11a and 802.11g networks only. Not applicable for all adapters.
- **802.11b and 802.11g:** Connect the WiFi adapter to 802.11b and 802.11g networks only. Not applicable for all adapters.
- **802.11a, 802.11b, and 802.11g:** (Default) - Connect to either 802.11a, 802.11b or 802.11g wireless networks. Not applicable for all adapters.

OK

Saves settings and returns to the previous page.

Cancel

Closes and cancels any changes.

[Back to Top](#)

[Back to Contents](#)

[Trademarks and Disclaimers](#)

Regulatory Information

This section provides regulatory information for the following wireless adapters:

- [Intel® Centrino® Wireless-N 100](#)
- [Intel® Centrino® Wireless-N 105](#)
- [Intel® Centrino® Wireless-N 130](#)
- [Intel® Centrino® Wireless-N 135](#)
- [Intel® Centrino® Wireless-N 1000](#)
- [Intel® Centrino® Wireless-N 1030](#)
- [Intel® Centrino® Wireless-N 2200](#)
- [Intel® Centrino® Wireless-N 2230](#)
- [Intel® Centrino® Wireless-N + WiMAX 6150](#)
- [Intel® Centrino® Advanced-N 6200](#)
- [Intel® Centrino® Advanced-N 6205](#)
- [Intel® Centrino® Advanced-N 6230](#)
- [Intel® Centrino® Advanced-N 6235](#)
- [Intel® Centrino® Advanced-N + WiMAX 6250](#)
- [Intel® Centrino® Ultimate-N 6300](#)
- [Intel® Dual Band Wireless-AC 7260](#)
- [Intel® Dual Band Wireless-N 7260](#)
- [Intel® Wireless-N 7260](#)
- [Intel® Dual Band Wireless-AC 3160](#)
- [Intel® Dual Band Wireless-AC 3165](#)
- [Intel® Dual Band Wireless-AC 3168](#)
- [Intel® Dual Band Wireless-AC 7265](#)
- [Intel® Dual Band Wireless-N 7265](#)
- [Intel® Wireless-N 7265](#)
- [Intel® Dual Band Wireless-AC 8260](#)
- [Intel® Dual Band Wireless-AC 8265](#)
- [Intel® Wireless-AC 9260](#)
- [Intel® Wireless-AC 9560](#)
- [Intel® Tri-Band Wireless-AC 17265](#)
- [Intel® Tri-Band Wireless-AC 18260](#)
- [Intel® Tri-Band Wireless-AC 18265](#)
- [Intel® Wireless Gigabit Sink W13100](#)
- [Intel® Wireless Gigabit 11000](#)

NOTE: Due to the evolving state of regulations and standards in the wireless LAN field (IEEE 802.11 and similar standards), the information provided herein is subject to change. Intel Corporation assumes no responsibility for errors or omissions in this document.

Intel WiFi/WiMAX Wireless Adapters

Information in this section supports the following wireless adapters:

- Intel® Centrino® Wireless-N + WiMAX 6150
- Intel® Centrino® Advanced-N + WiMAX 6250

See [Specifications](#) for complete wireless adapter specifications.

NOTE: In this section, all references to the "wireless adapter" refer to all adapters listed above.

The following information is provided:

- [Information for the User](#)
- [Regulatory Information](#)
- [Regulatory ID](#)

- [Information for OEMs and Host Integrators](#)
-

INFORMATION FOR THE USER

Safety Notices


USA FCC Radio Frequency Exposure

The FCC with its action in ET Docket 96-8 has adopted a safety standard for human exposure to radio frequency (RF) electromagnetic energy emitted by FCC certified equipment. The wireless adapter meets the Human Exposure requirements found in FCC Part 2, 15C, 15E along with guidance from KDB 447498, KDB 248227 and KDB 616217. Proper operation of this radio according to the instructions found in this manual will result in exposure substantially below the FCC's recommended limits.

The following safety precautions should be observed:

- Do not touch or move antenna while the unit is transmitting or receiving.
- Do not hold any component containing the radio such that the antenna is very close or touching any exposed parts of the body, especially the face or eyes, while transmitting.
- Do not operate the radio or attempt to transmit data unless the antenna is connected; this behavior may cause damage to the radio.
- Use in specific environments:
 - The use of wireless adapters in hazardous locations is limited by the constraints posed by the safety directors of such environments.
 - The use of electronic devices equipped with wireless adapters on airplanes is governed by rules for each commercial airline operator.
 - The use of wireless adapters in hospitals is restricted to the limits set forth by each hospital.


Explosive Device Proximity Warning


 **Warning:** Do not operate a portable transmitter (including this wireless adapter) near unshielded blasting caps or in an explosive environment unless the transmitter has been modified to be qualified for such use.

Antenna Warnings

 **Warning:** The wireless adapter is not designed for use with high-gain directional antennas.

Use On Aircraft Caution


 **Caution:** Regulations of commercial airline operators may prohibit airborne operation of certain electronic devices equipped with radio-frequency wireless devices (wireless adapters) because their signals could interfere with critical aircraft instruments.

 **Caution:** 60 GHz/802.11ad equipment is not permitted on aircraft per FCC §15.255. OEM and host integrators should consider this FCC rule in host devices.

Other Wireless Devices

Safety Notices for Other Devices in the Wireless Network: See the documentation supplied with wireless adapters or other devices in the wireless network.

Local Restrictions on 802.11a, 802.11b, 802.11d, 802.11g, 802.11n, 802.11ac, and 802.16e Radio Usage

 **Caution:** Due to the fact that the frequencies used by 802.11a, 802.11b, 802.11d, 802.11g, 802.11n, 802.11ac, and 802.16e wireless LAN devices may not yet be harmonized in all countries, 802.11a, 802.11b, 802.11d, 802.11g, 802.11n, 802.11ac, and 802.16e products are designed for use only in specific countries, and are not allowed to be operated in countries other than those of designated use. As a user of these products, you are responsible for

ensuring that the products are used only in the countries for which they were intended and for verifying that they are configured with the correct selection of frequency and channel for the country of use. The device transmit power control (TPC) interface is part of the Intel® PROSet/Wireless WiFi Connection Utility Software. Operational restrictions for Equivalent Isotropic Radiated Power (EIRP) are provided by the system manufacturer. Any deviation from the permissible power and frequency settings for the country of use is an infringement of national law and may be punished as such.

Wireless Interoperability

The wireless adapter is designed to be interoperable with other wireless LAN products that are based on direct sequence spread spectrum (DSSS) radio technology and to comply with the following standards:

- IEEE Std. 802.11b compliant Standard on Wireless LAN
- IEEE Std. 802.11g compliant Standard on Wireless LAN
- IEEE Std. 802.11a compliant Standard on Wireless LAN
- IEEE Std. 802.11n draft 2.0 compliant on Wireless LAN
- IEEE 802.16e-2005 Wave 2 compliant
- Wireless Fidelity certification, as defined by the Wi-Fi Alliance
- WiMAX certification as defined by the WiMAX Forum

The Wireless Adapter and Your Health

The wireless adapter, like other radio devices, emits radio frequency electromagnetic energy. The level of energy emitted by the wireless adapter, however, is less than the electromagnetic energy emitted by other wireless devices such as mobile phones. The wireless adapter operates within the guidelines found in radio frequency safety standards and recommendations. These standards and recommendations reflect the consensus of the scientific community and result from deliberations of panels and committees of scientists who continually review and interpret the extensive research literature. In some situations or environments, the use of the wireless adapter may be restricted by the proprietor of the building or responsible representatives of the applicable organization. Examples of such situations may include:

- Using the wireless adapter on board airplanes, or
- Using the wireless adapter in any other environment where the risk of interference with other devices or services is perceived or identified as being harmful.

If you are uncertain of the policy that applies to the use of wireless adapters in a specific organization or environment (an airport, for example), you are encouraged to ask for authorization to use the adapter before you turn it on.

REGULATORY INFORMATION

USA - Federal Communications Commission (FCC)

This wireless adapter is restricted to indoor use due to its operation in the 5.15 to 5.25 and 5.470 to 5.75GHz frequency ranges. No configuration controls are provided for Intel® wireless adapters allowing any change in the frequency of operations outside the FCC grant of authorization for U.S. operation according to Part 15.407 of the FCC rules.

- Intel® wireless adapters are intended for OEM integrators only.
- Intel® wireless adapters cannot be co-located with any other transmitter unless approved by the FCC.

This wireless adapter complies with Part 15 of the FCC Rules. Operation of the device is subject to the following two conditions:

- This device may not cause harmful interference.
- This device must accept any interference that may cause undesired operation.

Class B Device Interference Statement

This wireless adapter has been tested and found to comply with the limits for a Class B digital device, pursuant to

Part 15 of the FCC Rules. These limits are designed to provide reasonable protection against harmful interference in a residential installation. This wireless adapter generates, uses, and can radiate radio frequency energy. If the wireless adapter is not installed and used in accordance with the instructions, the wireless adapter may cause harmful interference to radio communications. There is no guarantee, however, that such interference will not occur in a particular installation. If this wireless adapter does cause harmful interference to radio or television reception (which can be determined by turning the equipment off and on), the user is encouraged to try to correct the interference by taking one or more of the following measures:

- Reorient or relocate the receiving antenna of the equipment experiencing the interference.
- Increase the distance between the wireless adapter and the equipment experiencing the interference.
- Connect the computer with the wireless adapter to an outlet on a circuit different from that to which the equipment experiencing the interference is connected.
- Consult the dealer or an experienced radio/TV technician for help.

NOTE: The adapter must be installed and used in strict accordance with the manufacturer's instructions as described in the user documentation that comes with the product. Any other installation or use will violate FCC Part 15 regulations.

Safety Approval Considerations

This device has been safety approved as a component and is for use only in complete equipment where the acceptability of the combination is determined by the appropriate safety agencies. When installed, consideration must be given to the following:

- It must be installed into a compliant host device meeting the requirement of UL/EN/IEC 60950-1 2nd edition including the general provisions of enclosure design 1.6.2 and specifically paragraph 1.2.6.2 (Fire Enclosure).
 - The device shall be supplied by a SELV source when installed in the end-use equipment.
 - A heating test shall be considered in the end-use product for meeting the requirement of UL/EN/IEC 60950-1 2nd edition.
-

Low Halogen

Applies only to brominated and chlorinated flame retardants (BFRs/CFRs) and PVC in the final product. Intel components as well as purchased components on the finished assembly meet JS-709 requirements, and the PCB / substrate meet IEC 61249-2-21 requirements. The replacement of halogenated flame retardants and/or PVC may not be better for the environment.

Japan

5GHz 帯は室内でのみ使用のこと

Korea

해당 무선설비는 전파혼신 가능성이 있으므로 인명안전과 관련된 서비스는 할 수 없음.
해당 무선 설비는 5150-5250MHz 대역에서 실내에서만 사용할 수 있음.

Mexico

La operación de este equipo está sujeta a las siguientes dos condiciones: (1) es posible que este equipo o dispositivo no cause interferencia perjudicial y (2) este equipo o dispositivo debe aceptar cualquier interferencia, incluyendo la que pueda causar su operación no deseada.

Taiwan

第十二條

經型式認證合格之低功率射頻電機，非經許可 公司、商號或使用者均不得擅自變更頻率、加大功率或變更原設計之特性及功能。

第十四條

低功率射頻電機之使用不得影響飛航安全及干擾合法通信；經發現有干擾現象時，應立即停用，並改善至無干擾時方得繼續使用。前項合法通信，指依電信法規定作業之無線電通信。

低功率射頻電機須忍受合法通信或工業、科學及醫療用電波輻射性電機設備之干擾。

在 5.25-5.35 兆赫頻帶內操作之無線資訊傳輸設備 限於室內使用。

Radio Approvals

To determine whether you are allowed to use your wireless network device in a specific country, please check to see if the radio type number that is printed on the identification label of your device is listed in the manufacturer's OEM Regulatory Guidance document.

Modular Regulatory Certification Country Markings

A list of countries requiring regulatory markings is available. Note that the lists include only countries requiring marking but not all certified countries. To find the regulatory country marking information for your adapter, perform these steps:

1. Open this web site: <http://www.intel.com/content/www/us/en/support/network-and-i-o/wireless-networking/000007443.html>
2. Click on the link for your adapter.
3. Click on **Regulatory Marking Document** for your adapter.

INFORMATION FOR OEMs and HOST INTEGRATORS

The guidelines described within this document are provided to OEM integrators installing Intel® wireless adapters in notebook and tablet PC host platforms. Adherence to these requirements is necessary to meet the conditions of compliance with FCC rules, including RF exposure. When all antenna type and placement guidelines described herein are fulfilled the Intel® wireless adapters may be incorporated into notebook and tablet PC host platforms with no further restrictions. If any of the guidelines described herein are not satisfied it may be necessary for the OEM or integrator to perform additional testing and/or obtain additional approval. The OEM or integrator is responsible to determine the required host regulatory testing and/or obtaining the required host approvals for compliance.

- Intel® wireless adapters are intended for OEMs and host integrators only.
- The Intel® wireless adapter FCC Grant of Authorization describes any limited conditions of modular approval.
- The Intel® wireless adapters must be operated with an access point that has been approved for the country of operation.
- Changes or modification to Intel® wireless adapters by OEMs, integrators or other third parties is not permitted. Any changes or modification to Intel® wireless adapters by OEMs, integrators or other third parties will void authorization to operate the adapter.

Antenna Type and Gains

Only antennas of the same type and with equal or less gains as shown below may be used with the Intel® wireless adapters. Other types of antennas and/or higher gain antennas may require additional authorization for operation.

Antenna Type	Antenna Location (Main/Aux)	2.4GHz Peak Gain in dBi*	2.6GHz Peak Gain in dBi*	5.2GHz Peak Gain in dBi*	5.5GHz Peak Gain in dBi*	5.7GHz Peak Gain in dBi*
PIFA	Main					

	Aux	3.24	3.47	3.73	4.77	4.77
	MIMO					

*All antenna gains include cable loss.

Antenna Placement Within the Host Platform

To ensure RF exposure compliance the antenna(s) used with the Intel® wireless adapters must be installed in notebook or tablet PC host platforms to provide a minimum separation distance from all persons, in all operating modes and orientations of the host platform, with strict adherence to the table below. The antenna separation distance applies to both horizontal and vertical orientation of the antenna when installed in the host system.

Intel® Wireless Adapter	Minimum required antenna-to-user separation distance
Intel® Centrino® Wireless-N + WiMAX 6150	18 mm
Intel® Centrino® Wireless-N + WiMAX 6350	17 mm

Simultaneous Transmission of Intel® Wireless Adapters with Other Integrated or Plug-In Transmitters

Based upon FCC Knowledge Database publication number 616217 when there are multiple transmitting devices installed in a host device, an RF exposure transmitting assessment shall be performed to determine the necessary application and test requirements. OEM integrators must identify all possible combinations of simultaneous transmission configurations for all transmitters and antennas installed in the host system. This includes transmitters installed in the host as mobile devices (>20 cm separation from user) and portable devices (<20 cm separation from user). OEM integrators should consult the actual FCC KDB 616217 document for all details in making this assessment to determine if any additional requirements for testing or FCC approval is necessary.

Information To Be Supplied to the End User by the OEM or Integrator

The following regulatory and safety notices must be published in documentation supplied to the end user of the product or system incorporating the Intel® wireless adapter, in compliance with local regulations. Host system must be labeled with "Contains FCC ID: XXXXXXXX", FCC ID displayed on label.

The Intel® wireless adapter must be installed and used in strict accordance with the manufacturer's instructions as described in the user documentation that comes with the product. Intel Corporation is not responsible for any radio or television interference caused by unauthorized modification of the devices included with the wireless adapter kit or the substitution or attachment of connecting cables and equipment other than that specified by Intel Corporation. The correction of interference caused by such unauthorized modification, substitution or attachment is the responsibility of the user. Intel Corporation and authorized resellers or distributors are not liable for any damage or violation of government regulations that may arise from the user failing to comply with these guidelines.

Local Restriction of 802.11a, 802.11b, 802.11g, 802.11n, and 802.11e Radio Usage

The following statement on local restrictions must be published as part of the compliance documentation for all 802.11a, 802.11b, 802.11g and 802.11n products.

⚠ Caution: Due to the fact that the frequencies used by 802.11a, 802.11b, 802.11g, 802.11n, and 802.16e wireless LAN devices may not yet be harmonized in all countries, 802.11a, 802.11b, 802.11g, 802.11n, and 802.16e products are designed for use only in specific countries, and are not allowed to be operated in countries other than those of designated use. As a user of these products, you are responsible for ensuring that the products are used only in the countries for which they were intended and for verifying that they are configured with the correct selection of frequency and channel for the country of use. Any deviation from the permissible power and frequency settings for the country of use is an infringement of national law and may be punished as such.

Intel WiFi Adapters, 802.11n and 802.11ac Compliant

The information in this section applies to the following products:

- Intel® Centrino® Wireless-N 100
- Intel® Centrino® Wireless-N 105
- Intel® Centrino® Wireless-N 130
- Intel® Centrino® Wireless-N 135
- Intel® Centrino® Wireless-N 1000
- Intel® Centrino® Wireless-N 1030
- Intel® Centrino® Wireless-N 2200
- Intel® Centrino® Wireless-N 2230
- Intel® Centrino® Advanced-N 6200
- Intel® Centrino® Advanced-N 6205
- Intel® Centrino® Advanced-N 6230
- Intel® Centrino® Advanced-N 6235
- Intel® Centrino® Ultimate-N 6300
- Intel® Dual Band Wireless-AC 7260
- Intel® Dual Band Wireless-N 7260
- Intel® Wireless-N 7260
- Intel® Dual Band Wireless-AC 3160
- Intel® Dual Band Wireless-AC 3165
- Intel® Dual Band Wireless-AC 3168
- Intel® Dual Band Wireless-AC 7265
- Intel® Dual Band Wireless-N 7265
- Intel® Wireless-N 7265
- Intel® Dual Band Wireless-AC 8260
- Intel® Dual Band Wireless-AC 8265
- Intel® Wireless-AC 9260
- Intel® Wireless-AC 9560
- Intel® Tri-Band Wireless-AC 17265
- Intel® Tri-Band Wireless-AC 18260
- Intel® Tri-Band Wireless-AC 18265
- Intel® Wireless Gigabit Sink W13100
- Intel® Wireless Gigabit 11000

See [Specifications](#) for complete wireless adapter specifications.

NOTE: In this section, all references to the "wireless adapter" refer to all adapters listed above.

The following information is provided:

- [Information for the User](#)
- [Regulatory Information](#)
- [Regulatory ID](#)
- [Information for OEMs and Host Integrators](#)
- [Statements of European Compliance](#)

INFORMATION FOR THE USER

Safety Notices


USA FCC Radio Frequency Exposure

The FCC with its action in ET Docket 96-8 has adopted a safety standard for human exposure to radio frequency (RF) electromagnetic energy emitted by FCC certified equipment. The wireless adapter meets the Human Exposure requirements found in FCC Part 2, 15C, 15E along with guidance from KDB 447498, KDB 248227 and KDB 616217. Proper operation of this radio according to the instructions found in this manual will result in exposure substantially below the FCC's recommended limits.

The following safety precautions should be observed:

- Do not touch or move antenna while the unit is transmitting or receiving.
- Do not hold any component containing the radio such that the antenna is very close or touching any exposed parts of the body, especially the face or eyes, while transmitting.
- Do not operate the radio or attempt to transmit data unless the antenna is connected; this behavior may cause damage to the radio.
- Use in specific environments:
 - The use of wireless adapters in hazardous locations is limited by the constraints posed by the safety directors of such environments.
 - The use of wireless adapters on airplanes is governed by the Federal Aviation Administration (FAA).
 - The use of wireless adapters in hospitals is restricted to the limits set forth by each hospital.


Explosive Device Proximity Warning

 **Warning:** Do not operate a portable transmitter (including this wireless adapter) near unshielded blasting caps or in an explosive environment unless the transmitter has been modified to be qualified for such use.

Antenna Warnings

 **Warning:** The wireless adapter is not designed for use with high-gain directional antennas.

Use On Aircraft Caution


 **Caution:** Regulations of commercial airline operators may prohibit airborne operation of certain electronic devices equipped with radio-frequency wireless devices (wireless adapters) because their signals could interfere with critical aircraft instruments.

 **Caution:** 60 GHz/802.11ad equipment is not permitted on aircraft per FCC §15.255. OEM and host integrators should consider this FCC rule in host devices.

Other Wireless Devices

Safety Notices for Other Devices in the Wireless Network: See the documentation supplied with wireless adapters or other devices in the wireless network.

Local Restrictions on 802.11a, 802.11b, 802.11d, 802.11g, 802.11n, and 802.11ac Radio Usage

 **Caution:** Due to the fact that the frequencies used by 802.11a, 802.11b, 802.11d, 802.11g, 802.11n, and 802.11ac wireless LAN devices may not yet be harmonized in all countries, 802.11a, 802.11b, 802.11d, 802.11g, 802.11n, and 802.11ac products are designed for use only in specific countries, and are not allowed to be operated in countries other than those of designated use. As a user of these products, you are responsible for ensuring that the products are used only in the countries for which they were intended and for verifying that they are configured with the correct selection of frequency and channel for the country of use. The device transmit power control (TPC) interface is part of the Intel® PROSet/Wireless WiFi Connection Utility Software. Operational restrictions for Equivalent Isotropic Radiated Power (EIRP) are provided by the system manufacturer. Any deviation from the permissible power and frequency settings for the country of use is an infringement of national law and may be punished as such.

Wireless Interoperability

The wireless adapter is designed to be interoperable with other wireless LAN products that are based on direct sequence spread spectrum (DSSS) radio technology and to comply with the following standards:

- IEEE Std. 802.11b compliant Standard on Wireless LAN
- IEEE Std. 802.11g compliant Standard on Wireless LAN
- IEEE Std. 802.11a compliant Standard on Wireless LAN
- IEEE Std. 802.11n compliant Standard on Wireless LAN

- IEEE Std. 802.11ac draft compliant on Wireless LAN
- Wireless Fidelity certification, as defined by the Wi-Fi Alliance

The Wireless Adapter and Your Health

The wireless adapter, like other radio devices, emits radio frequency electromagnetic energy. The level of energy emitted by the wireless adapter, however, is less than the electromagnetic energy emitted by other wireless devices such as mobile phones. The wireless adapter operates within the guidelines found in radio frequency safety standards and recommendations. These standards and recommendations reflect the consensus of the scientific community and result from deliberations of panels and committees of scientists who continually review and interpret the extensive research literature. In some situations or environments, the use of the wireless adapter may be restricted by the proprietor of the building or responsible representatives of the applicable organization. Examples of such situations may include:

- Using the wireless adapter on board airplanes, or
- Using the wireless adapter in any other environment where the risk of interference with other devices or services is perceived or identified as being harmful.

If you are uncertain of the policy that applies to the use of wireless adapters in a specific organization or environment (an airport, for example), you are encouraged to ask for authorization to use the adapter before you turn it on.

REGULATORY INFORMATION

USA - Federal Communications Commission (FCC)

This wireless adapter is restricted to indoor use due to its operation in the 5.15 to 5.25 and 5.470 to 5.75GHz frequency ranges. No configuration controls are provided for Intel® wireless adapters allowing any change in the frequency of operations outside the FCC grant of authorization for U.S. operation according to Part 15.407 of the FCC rules.

- Intel® wireless adapters are intended for OEM integrators only.
- Intel® wireless adapters cannot be co-located with any other transmitter unless approved by the FCC.

This wireless adapter complies with Part 15 of the FCC Rules. Operation of the device is subject to the following two conditions:

- This device may not cause harmful interference.
- This device must accept any interference that may cause undesired operation.

NOTE: The radiated output power of the adapter is far below the FCC radio frequency exposure limits. Nevertheless, the adapter should be used in such a manner that the potential for human contact during normal operation is minimized. To avoid the possibility of exceeding the FCC radio frequency exposure limits, you should keep a distance of at least 20cm between you (or any other person in the vicinity), or the minimum separation distance as specified by the FCC grant conditions, and the antenna that is built into the computer. Details of the authorized configurations can be found at <http://www.fcc.gov/oet/ea/> by entering the FCC ID number on the device.

Class B Device Interference Statement

This wireless adapter has been tested and found to comply with the limits for a Class B digital device, pursuant to Part 15 of the FCC Rules. These limits are designed to provide reasonable protection against harmful interference in a residential installation. This wireless adapter generates, uses, and can radiate radio frequency energy. If the wireless adapter is not installed and used in accordance with the instructions, the wireless adapter may cause harmful interference to radio communications. There is no guarantee, however, that such interference will not occur in a particular installation. If this wireless adapter does cause harmful interference to radio or television reception (which can be determined by turning the equipment off and on), the user is encouraged to try to correct the interference by taking one or more of the following measures:

- Reorient or relocate the receiving antenna of the equipment experiencing the interference.

- Increase the distance between the wireless adapter and the equipment experiencing the interference.
- Connect the computer with the wireless adapter to an outlet on a circuit different from that to which the equipment experiencing the interference is connected.
- Consult the dealer or an experienced radio/TV technician for help.

NOTE: The adapter must be installed and used in strict accordance with the manufacturer's instructions as described in the user documentation that comes with the product. Any other installation or use will violate FCC Part 15 regulations.

Safety Approval Considerations

This device has been safety approved as a component and is for use only in complete equipment where the acceptability of the combination is determined by the appropriate safety agencies. When installed, consideration must be given to the following:

- It must be installed into a compliant host device meeting the requirement of UL/EN/IEC 60950-1 2nd edition including the general provisions of enclosure design 1.6.2 and specifically paragraph 1.2.6.2 (Fire Enclosure).
 - The device shall be supplied by a SELV source when installed in the end-use equipment.
 - A heating test shall be considered in the end-use product for meeting the requirement of UL/EN/IEC 60950-1 2nd edition.
-

Low Halogen

Applies only to brominated and chlorinated flame retardants (BFRs/CFRs) and PVC in the final product. Intel components as well as purchased components on the finished assembly meet JS-709 requirements, and the PCB / substrate meet IEC 61249-2-21 requirements. The replacement of halogenated flame retardants and/or PVC may not be better for the environment.

Canada – Industry Canada (IC)

This device complies with Industry Canada licence-exempt RSS standard(s). Operation is subject to the following two conditions: (1) this device may not cause interference, and (2) this device must accept any interference, including interference that may cause undesired operation of the device.

Cet appareil se conforme aux normes Canada d'Industrie de RSS permis-exempt. L'utilisation est assujetti aux deux conditions suivantes: (1) cet appareil ne peut pas causer d'interférences, et (2) cet appareil doit accepter des interférences, y compris des interférences qui peuvent causer des opérations non désirées de l'appareil.

Caution: When using IEEE 802.11a wireless LAN, this product is restricted to indoor use due to its operation in the 5.15- to 5.25-GHz frequency range. Industry Canada requires this product to be used indoors for the frequency range of 5.15GHz to 5.25GHz to reduce the potential for harmful interference to co-channel mobile satellite systems. High power radar is allocated as the primary user of the 5.25- to 5.35-GHz and 5.65 to 5.85-GHz bands. These radar stations can cause interference with and/or damage to this device. The maximum allowed antenna gain for use with this device is 6dBi in order to comply with the E.I.R.P limit for the 5.25- to 5.35 and 5.725 to 5.85GHz frequency range in point-to-point operation. To comply with RF exposure requirements all antennas should be located at a minimum distance of 20cm, or the minimum separation distance allowed by the module approval, from the body of all persons.

Attention: l'utilisation d'un réseau sans fil IEEE802.11a est restreinte à une utilisation en intérieur à cause du fonctionnement dans la bande de fréquence 5.15-5.25 GHz. Industry Canada requiert que ce produit soit utilisé à l'intérieur des bâtiments pour la bande de fréquence 5.15-5.25 GHz afin de réduire les possibilités d'interférences nuisibles aux canaux co-existants des systèmes de transmission satellites. Les radars de puissances ont fait l'objet d'une allocation primaire de fréquences dans les bandes 5.25-5.35 GHz et 5.65-5.85 GHz. Ces stations radar peuvent créer des interférences avec ce produit et/ou lui être nuisible. Le gain d'antenne maximum permmissible pour une utilisation avec ce produit est de 6 dBi afin d'être conforme aux limites de puissance isotropique rayonnée équivalente (P.I.R.E.) applicable dans les bandes 5.25-5.35 GHz et 5.725-5.85 GHz en fonctionnement point-à-point. Pour se conformer aux conditions d'exposition de RF toutes les antennes devraient être localisées à une distance minimum de 20 cm, ou la distance de séparation minimum permise par l'approbation du module, du corps de toutes

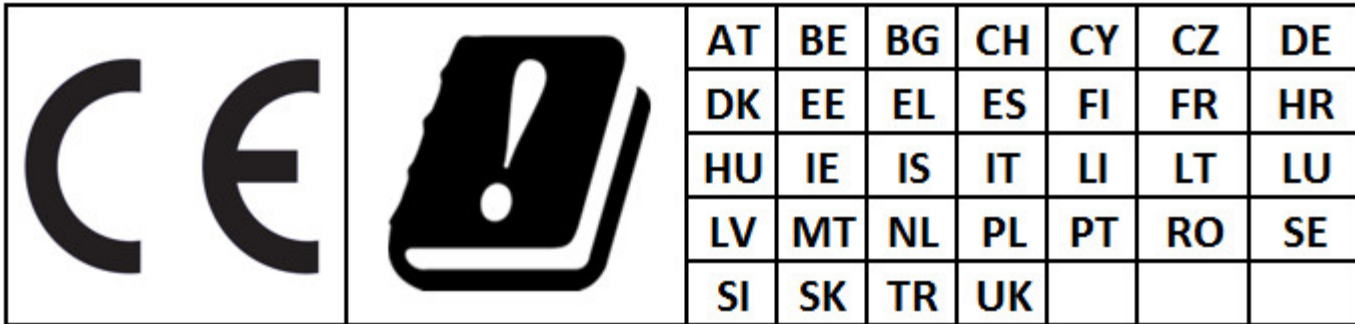
les personnes.

Under Industry Canada regulations, this radio transmitter may only operate using an antenna of a type and maximum (or lesser) gain approved for the transmitter by Industry Canada. To reduce potential radio interference to other users, the antenna type and its gain should be so chosen that the equivalent isotropically radiated power (e.i.r.p.) is not more than that necessary for successful communication.

Selon les règlements de Canada d'Industrie, cet émetteur de radio peut seulement fonctionner en utilisant une antenne du type et de gain maximum (ou moindre) que le gain approuvé pour l'émetteur par Canada d'Industrie. Pour réduire les interférences radio potentielles avec les autres utilisateurs, le type d'antenne et son gain devraient être choisis de façon à ce que la puissance isotrope rayonnée équivalente (P.I.R.E.) ne soit pas supérieure à celle qui est nécessaire pour une communication réussie.

European Union

The low band 5.15 - 5.35GHz is for indoor use only.



This equipment complies with the essential requirements of the European Union directive 2014/53/EU. See [Statements of European Union Compliance](#).

European Union Declarations of Conformity

To view the European Union Declaration of Conformity for your adapter, perform these steps.

1. Open this web site: <http://www.intel.com/content/www/us/en/support/network-and-i-o/wireless-networking/000007443.html>
2. Click on "User Guide."
3. Scroll to your adapter.

To view additional regulatory information for your adapter, perform these steps:

1. Open this web site: <http://www.intel.com/content/www/us/en/support/network-and-i-o/wireless-networking/000007443.html>
2. Click on the link for your adapter.
3. Click on **Regulatory Marking Document** for your adapter.

Waste Electrical and Electronic Equipment Directive (WEEE)



Restriction of Hazardous Substances Directive (RoHS) Compliant

All products described herein are compliant with the European Union's RoHS Directive.

For CE Mark-Related Questions related to the wireless adapter, contact:

Intel Corporation Attn: Corporate Quality 2200 Mission College Blvd. Santa Clara, CA 95054-1549 USA

Japan

5GHz 帯は室内でのみ使用のこと

Korea

해당 무선설비는 전파혼신 가능성이 있으므로 인명안전과 관련된 서비스는 할 수 없음.
해당 무선 설비는 5150-5250MHz 대역에서 실내에서만 사용할 수 있음.

Mexico

La operación de este equipo está sujeta a las siguientes dos condiciones: (1) es posible que este equipo o dispositivo no cause interferencia perjudicial y (2) este equipo o dispositivo debe aceptar cualquier interferencia, incluyendo la que pueda causar su operación no deseada.

Morocco

The operation of this product in the radio channel 2 (2417 MHz) is not authorized in the following cities: Agadir, Assa-Zag, Cabo Negro, Chaouen, Goulmima, Oujda, Tan Tan, Taourirt, Taroudant and Taza.

The operation of this product in the radio channels 4, 5, 6 et 7 (2425 - 2442 MHz) is not authorized in the following cities: Aéroport Mohamed V, Agadir, Aguelmous, Anza, Benslimane, Béni Hafida, Cabo Negro, Casablanca, Fès, Lakbab, Marrakech, Merchich, Mohammédia, Rabat, Salé, Tanger, Tan Tan, Taounate, Tit Mellil, Zag.

Pakistan

"PTA APPROVED MODEL"

Taiwan

第十二條

經型式認證合格之低功率射頻電機，非經許可 公司、商號或使用者均不得擅自變更頻率、加大功率或變更原設計之特性及功能。

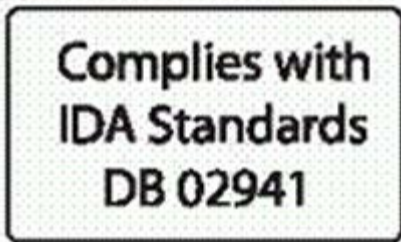
第十四條

低功率射頻電機之使用不得影響飛航安全及干擾合法通信 經發現有干擾現象時 應立即停用 並改善至無干擾時方得繼續使用。
前項合法通信，指依電信法規定作業之無線電通信。

低功率射頻電機須忍受合法通信或工業、科學及醫療用電波輻射性電機設備之干擾。

在 5.25-5.35 赫赫頻帶內操作之無線資訊傳輸設備 限於室內使用。

Singapore



Radio Approvals

To determine whether you are allowed to use your wireless network device in a specific country, please check to see if the radio type number that is printed on the identification label of your device is listed in the manufacturer's OEM Regulatory Guidance document.

Modular Regulatory Certification Country Markings

A list of countries requiring regulatory markings is available. Note that the lists include only countries requiring marking but not all certified countries. To find the regulatory country marking information for your adapter, perform these steps:

1. Open this web site: <http://www.intel.com/content/www/us/en/support/network-and-i-o/wireless-networking/000007443.html>
2. Click on the link for your adapter.
3. Click on **Regulatory Marking Document** for your adapter.

Regulatory ID

Europe: Models 3160HMMW, 3160NGW, 3160SDW, 3165NGW, 7260SDW, 7260NGW, 7260HMMW, 7265D2W, 7265NGW, 8260D2W, 8260NGW, 8260NGWH, 18260NGW

Software Version	Intel® PROSet/Wireless WiFi Software 19.x and previous versions (WiFi/BT) Intel® Wireless Dock Manager 3.x and previous versions (WiGig)
Maximum Power Output	
(2400 - 2483.5 MHz) IEEE802.11 b/g/n mode	20dBm EIRP max (100mW)
(2400 - 2483.5 MHz) BLE / Bluetooth	10dBm EIRP max (10mW)
(5150 - 5725 MHz) IEEE802.11 a/n/ac mode	23dBm EIRP max (200mW) The low band 5.15 - 5.35 GHz is for indoor use only
(5725 - 5875 MHz) IEEE802.11 a/n/ac mode	13.98 dBm EIRP Max (25mW)
(57 - 64 GHz) IEEE802.11 ad mode	25 dBm EIRP max

This equipment complies with the essential requirements of the European Union directive 2014/53/EU.



Intel® Dual Band Wireless-AC 3165

Due to the very small size of the 3165D2W/3165NGW (12x16), the marking has been placed in this user manual because the product label on the device is considered too small to be readable.

USA: Model 3165D2W, FCC ID: PD93165D2

Canada: Model 3165D2W, IC: 1000M-3165D2

Japan: Model 3165D2W:



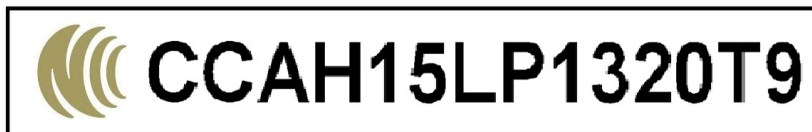
R 003-150155

5.15-5.35 GHz:
Indoor use only

T D150112003

Korea: Model 3165D2W, MSIP-CRM-INT-7265D2W

Taiwan: Model 3165D2W,



China: Model 3165D2W, CMIIT ID: 2015AJ3466 (M)

Europe: Model 3165D2W

Software Version	Intel® PROSet/Wireless WiFi Software 19.x and previous versions
Maximum Power Output	
(2400 - 2483.5 MHz) IEEE802.11 b/g/n mode	20dBm EIRP max (100mW)
(2400 - 2483.5 MHz) Bluetooth/BLE	10dBm EIRP max (10mW)
(5150 - 5725 MHz) IEEE802.11 a/n/ac mode	23dBm EIRP max (200mW) The low band 5.15 - 5.35 GHz is for indoor use only
(5725 - 5875 MHz) IEEE802.11 a/n/ac mode	13.98 dBm EIRP Max (25mW)

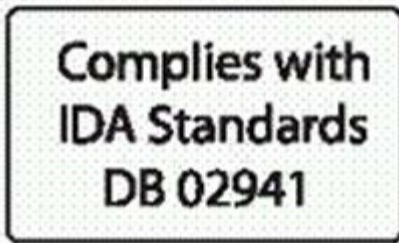
This equipment complies with the essential requirements of the European Union directive 2014/53/EU.



Australia: Model 3165D2W



Singapore: Model 3165D2W



Argentina:

Model 3165D2W,



Model 3165NGW,



Intel® Dual Band Wireless-AC 3168

Due to the very small size of the 3168NGW, the marking has been placed in this user manual because the product label on the device is considered too small to be readable.

Europe: Model 3168NGW

Software Version	Intel® PROSet/Wireless WiFi Software 19.x and previous versions
Maximum Power Output	
(2400 - 2483.5 MHz) IEEE802.11 b/g/n mode	20dBm EIRP max (100mW)

(2400 - 2483.5 MHz) Bluetooth/BLE	10dBm EIRP max (10mW)
(5150 - 5725 MHz) IEEE802.11 a/n/ac mode	23dBm EIRP max (200mW) The low band 5.15 - 5.35 GHz is for indoor use only
(5725 - 5875 MHz) IEEE802.11 a/n/ac mode	13.98 dBm EIRP Max (25mW)

This equipment complies with the essential requirements of the European Union directive 2014/53/EU.



Argentina: Model 3168NGW,



Intel® Dual Band Wireless-AC 7265

Due to the very small size of the 7265D2W (12x16), the marking has been placed in this user manual because the product label on the device is considered too small to be readable.

USA: Model 7265D2W, FCC ID: PD97265D2

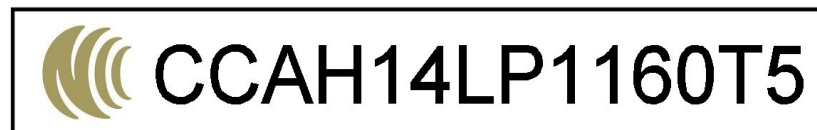
Canada: Model 7265D2W, IC: 1000M-7265D2

Japan: Model 7265D2W:



Korea: Model 7265D2W, MSIP-CRM-INT-7265D2W

Taiwan: Model 7265D2W,



China: Model 7265D2W, CMIIT ID: 2014AJ3467 (M)

Australia: Model 7265D2W,



Argentina: Model 7265D2W,



Intel® Wireless Gigabit Sink W13100

Due to the very small size of the 13100NGW, the marking has been placed in this user manual because the product label on the device is considered too small to be readable.

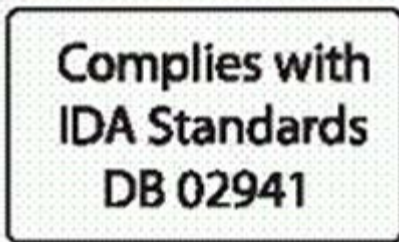
Europe: Model 13100NGW

Software Version	Intel® Wireless Dock Manager 3.x and previous versions
Maximum Power Output	
(57 - 64 GHz) IEEE802.11 ad mode	25 dBm EIRP max

This equipment complies with the essential requirements of the European Union directive 2014/53/EU.



Singapore: Model 13100NGW



Intel® Tri-Band Wireless-AC 17265

Due to the very small size of the 17265NGW, the marking has been placed in this user manual because the product label on the device is considered too small to be readable.

Europe: Model 17265NGW

Software Version	Intel® PROSet/Wireless WiFi Software 19.x and previous versions (WiFi/BT)
-------------------------	--

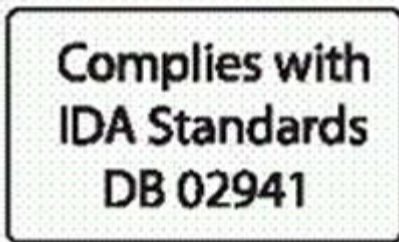
Intel® Wireless Dock Manager 3.x and previous versions (WiGig)

Maximum Power Output	
(2400 - 2483.5 MHz) IEEE802.11 b/g/n mode Bluetooth	20dBm EIRP max (100mW)
(2400 - 2483.5 MHz) BLE	10dBm EIRP max (10mW)
(5150 - 5725 MHz) IEEE802.11 a/n/ac mode	23dBm EIRP max (200mW) The low band 5.15 - 5.35 GHz is for indoor use only
(5725 - 5875 MHz) IEEE802.11 a/n/ac mode	13.98 dBm EIRP Max (25mW)
(57 - 64 GHz) IEEE802.11 ad mode	25 dBm EIRP max

This equipment complies with the essential requirements of the European Union directive 2014/53/EU.



Singapore: Model 17265NGW



Intel® Dual Band Wireless-AC 8260

Due to the very small size of the 8260D2W (12x16), the marking has been placed in this user manual because the product label on the device is considered too small to be readable.

USA: Model 8260D2W, FCC ID: PD98260D2 (FCC ID without suffix "U" denotes factory installation only);

FCC ID: PD98260D2U (FCC ID with suffix "U" denotes user installation or replacement permitted and supported by bios locking feature)

Canada: Model 8260D2W, IC: 1000M-8260D2

Japan: Model 8260D2W:



R 003-150094

5.15-5.35 GHz:
Indoor use only

T D150070003

Korea: Model 8260D2W, MSIP-CRM-INT-8260D2W

Taiwan: Model 8260D2W,



China: Model 8260D2W, CMIIT ID: 2014AJ3467 (M)

Australia: Model 8260D2W,



Argentina: Model 8260D2W,



Due to the very small size of the 8260NGWH/8260NGW, the marking has been placed in this user manual because the product label on the device is considered too small to be readable.

Argentina: Model 8260NGWH,



Argentina: Model 8260NGW,



Due to the very small size of the 8265NGW (22mm x 30mm x 2.4mm), the marking has been placed in this user manual because the product label on the device is considered too small to be readable.

USA: Model 8265NGW

- FCC ID: PD98265NG (FCC ID without suffix "U" denotes factory installation only)
- FCC ID: PD98265NGU (FCC ID with suffix "U" denotes user installation or replacement permitted and supported by BIOS locking feature)

Canada: Model 8265NGW, IC: 1000M-8265NG

Japan: Model 8265NGW:

- RF 003-160104
- TEL D160055003



R 003-160104

5.15-5.35 GHz:
Indoor use only

T D160055003


Korea: Model 8265NGW, MSIP-CRM-INT-8265NGW,



Taiwan: Model 8265NGW



China: Model 8265NGW



Europe: Models 8265NGW, 8265D2W

Software Version	Intel® PROSet/Wireless WiFi Software 19.x and previous versions
Maximum Power Output	
(2400 - 2483.5 MHz) IEEE802.11 b/g/n mode Bluetooth	20dBm EIRP max (100mW)
(2400 - 2483.5 MHz) BLE	10dBm EIRP max (10mW)
(5150 - 5725 MHz) IEEE802.11 a/n/ac mode	23dBm EIRP max (200mW) The low band 5.15 - 5.35 GHz is for indoor use only
(5725 - 5875 MHz) IEEE802.11 a/n/ac	13.98 dBm EIRP Max (25mW)

mode	
(57 - 64 GHz) IEEE802.11 ad mode	25 dBm EIRP max

This equipment complies with the essential requirements of the European Union directive 2014/53/EU.



Australia: Model 8265NGW,

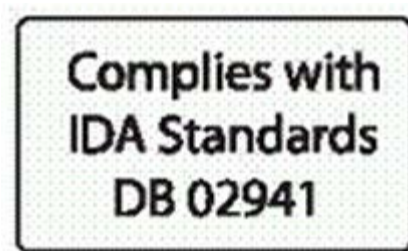


Brazil: Model 8265NGW: ANATEL: XXXXXXXXXXXX,

Argentina: Model 8265NGW,



Singapore: Model 8265NGW:



Pakistan: Model 8265NGW

"PTA APPROVED MODEL"

Due to the very small size of the 8265D2W (12mm x 16mm x 1.8mm), the marking has been placed in this user manual because the product label on the device is considered too small to be readable.

USA: Model 8265D2W, FCC ID: PD98265D2

Canada: Model 8265D2W, IC: 1000M-8265D2

Japan: Model 8265D2W:

- RF 003-160129
- TEL D160076003



R 003-160129

5.15-5.35 GHz:
Indoor use only

T D160076003


Korea: Model 8265D2W, MSIP-CRM-INT-8265D2W,



Taiwan: Model 8265D2W



China: Model 8265D2W



Australia: Model 8265D2W,

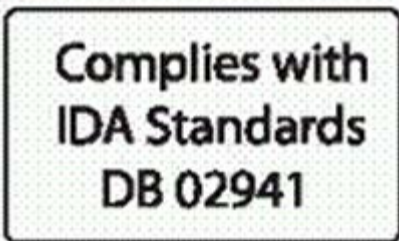


Brazil: Model 8265D2W: ANATEL: XXXXXXXXXXXX,

Argentina: Model 8265D2W,



Singapore: Model 8265D2W:



Pakistan: Model 8265D2W

"PTA APPROVED MODEL"

Intel® Tri-band Wireless AC 18265

Due to the very small size of the 18265NGW module, the regulatory marking has been placed in this user manual because the product label on the device is considered too small to be readable

USA: Model 18265NGW, FCC ID: PD918265NG (This module is for factory installation only)

Canada: Model 18265NGW, IC : 1000M-18265NG

Japan: Model 18265NGW



R 003-160221

5.15-5.35 GHz:
Indoor use only

T D160154003

Korea: Model 18265NGW, MSIP-CRM-INT-18265NGW



Taiwan: Model 18265NGW



China: Model 18265NGW, CMIIT ID: 2016AJ7066 (M)

Europe: Model 18265NGW,

Software Version	Intel® PROSet/Wireless WiFi Software 19.x and previous versions (WiFi/BT) Intel® Wireless Dock Manager 3.x and previous versions (WiGig)
Maximum Power Output	
(2400 - 2483.5 MHz) IEEE802.11 b/g/n mode Bluetooth	20dBm EIRP max (100mW)
(2400 - 2483.5 MHz) BLE	10dBm EIRP max (10mW)
(5150 - 5725 MHz) IEEE802.11 a/n/ac mode	23dBm EIRP max (200mW) The low band 5.15 - 5.35 GHz is for indoor use only
(5725 - 5875 MHz) IEEE802.11 a/n/ac mode	13.98 dBm EIRP Max (25mW)
(57 - 64 GHz)	25 dBm EIRP max

This equipment complies with the essential requirements of the European Union directive 2014/53/EU.

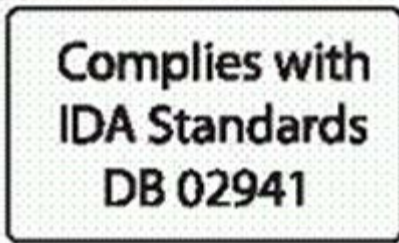


Australia: Model 18265NGW,



Brazil: Model 18265NGW, ANATEL: XXXXXXXXXXXXXXX

Singapore: Model 18265NGW,



Intel® Wireless Gigabit 11000

Due to the very small size of the 11000D2W/11000D2W LC, the marking has been placed in this user manual because the product label on the device is considered too small to be readable.

USA: Model 11000D2W and 11000D2W LC, FCC ID: PD911000D2

Canada: Model 11000D2W, IC: 1000M-11000D2

Japan: Model 11000D2W:



R 003-160015

5.15-5.35 GHz:
Indoor use only

T D160007003

Korea: Model 11000D2W, MSIP-CRM-INT-11000D2W

Taiwan: Model 11000D2W and 11000D2W LC,



China: Model 11000D2W, CMIIT ID: 2016DJ0267 (M); Model 11000D2W LC, CMIIT ID: 2016DJ0268 (M)

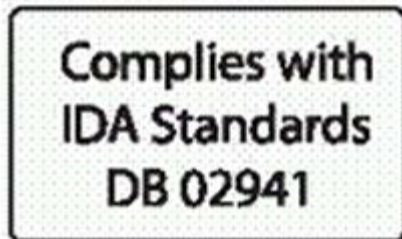
Europe: Model 11000D2W

Software Version	Intel® Wireless Dock Manager 3.x and previous versions
Maximum Power Output	
(57 - 64 GHz) IEEE802.11 ad mode	25 dBm EIRP max

Australia: Model 11000D2W,



Singapore: Model 11000D2W/11000D2W LC:



INFORMATION FOR OEMS and HOST INTEGRATORS

The guidelines described within this document are provided to OEM integrators installing Intel® wireless adapters in notebook and tablet PC host platforms. Adherence to these requirements is necessary to meet the conditions of compliance with FCC rules, including RF exposure. When all antenna type and placement guidelines described herein are fulfilled the Intel® wireless adapters may be incorporated into notebook and tablet PC host platforms with no further restrictions. If any of the guidelines described herein are not satisfied it may be necessary for the OEM or integrator to perform additional testing and/or obtain additional approval. The OEM or integrator is responsible to determine the required host regulatory testing and/or obtaining the required host approvals for compliance.

- Intel® wireless adapters are intended for OEMs and host integrators only.
 - The Intel® wireless adapter FCC Grant of Authorization describes any limited conditions of modular approval.
 - The Intel® wireless adapters must be operated with an access point that has been approved for the country of operation.
 - Changes or modification to Intel® wireless adapters by OEMs, integrators or other third parties is not permitted. Any changes or modification to Intel® wireless adapters by OEMs, integrators or other third parties will void authorization to operate the adapter.
-

Antenna Type and Gains

Only antennas of the same type and with equal or less gains as shown below may be used with the Intel® wireless adapters. Other types of antennas and/or higher gain antennas may require additional authorization for operation.

Antenna Type	Antenna Location (Main/Aux)	2.4GHz Peak Gain in dBi*	2.6GHz Peak Gain in dBi*	5.2GHz Peak Gain in dBi*	5.5GHz Peak Gain in dBi*	5.7GHz Peak Gain in dBi*
PIFA	Main					
	Aux	3.24	3.47	3.73	4.77	4.77
	MIMO					
*All antenna gains include cable loss.						

Antenna Placement Within the Host Platform

To ensure RF exposure compliance the antenna(s) used with the Intel® wireless adapters must be installed in notebook or tablet PC host platforms to provide a minimum separation distance from all persons, in all operating modes and orientations of the host platform, with strict adherence to the table below. The antenna separation distance applies to both horizontal and vertical orientation of the antenna when installed in the host system.

Wireless Adapter	Minimum required antenna-to-user separation distance
Intel® Centrino® Wireless-N 100	9 mm
Intel® Centrino® Wireless-N 105	9 mm
Intel® Centrino® Wireless-N 130	8 mm
Intel® Centrino® Wireless-N 135	9 mm
Intel® Centrino® Wireless-N 1000*	20 mm
Intel® Centrino® Wireless-N 1030	8 mm
Intel® Centrino® Wireless-N 2200	9 mm
Intel® Centrino® Wireless-N 2230	6 mm
Intel® Centrino® Advanced-N 6200*	20 mm
Intel® Centrino® Advanced-N 6205	12 mm
Intel® Centrino® Advanced-N 6230	12 mm
Intel® Centrino® Advanced-N 6235	8 mm
Intel® Centrino® Ultimate-N 6300	13 mm
Intel® Dual Band Wireless-AC 7260	8 mm
Intel® Dual Band Wireless-N 7260	8 mm
Intel® Wireless-N 7260	8 mm
Intel® Dual Band Wireless-AC 3160	8 mm
Intel® Dual Band Wireless-AC 3165	8 mm
Intel® Dual Band Wireless-AC 7265	8 mm
Intel® Dual Band Wireless-N 7265	8 mm
Intel® Wireless-N 7265	8 mm
Intel® Dual Band Wireless-AC 8260	8 mm
Intel® Dual Band Wireless-AC 8265	8 mm
Intel® Wireless-AC 9260	8 mm
Intel® Wireless-AC 9560	8 mm
Intel® Tri-Band Wireless-AC 17265	8 mm

Intel® Tri-Band Wireless-AC 18260	8 mm
Intel® Tri-Band Wireless-AC 18265	8 mm
Intel® Wireless Gigabit Sink W13100	8 mm
Intel® Wireless Gigabit 11000	8 mm
* This wireless adapter may be installed in mobile devices only (requires > 20 cm antenna separation from the body of user).	

For WiFi/Bluetooth combination adapters it is recommended that a 5 cm separation distance between transmitting antennas be provided within the host system to maintain an adequate separation ratio for simultaneous WiFi and Bluetooth transmission. For less than 5 cm separation the separation ratio must be verified according to FCC publication KDB 447498 for the specific adapter.

Additional regulatory authorization process may be required if wishing to place the 60 GHz/802.11ad RFEM (antenna array) closer than 20 cm to the user.

Simultaneous Transmission of Intel® Wireless Adapters with Other Integrated or Plug-In Transmitters

Based upon FCC Knowledge Database publication number 616217, when there are multiple transmitting devices installed in a host device, an RF exposure transmitting assessment shall be performed to determine the necessary application and test requirements. OEM integrators must identify all possible combinations of simultaneous transmission configurations for all transmitters and antennas installed in the host system. This includes transmitters installed in the host as mobile devices (>20 cm separation from user) and portable devices (<20 cm separation from user). OEM integrators should consult the actual FCC KDB 616217 document for all details in making this assessment to determine if any additional requirements for testing or FCC approval is necessary.

Information To Be Supplied to the End User by the OEM or Integrator

The following regulatory and safety notices must be published in documentation supplied to the end user of the product or system incorporating the Intel® wireless adapter, in compliance with local regulations. Host system must be labeled with "Contains FCC ID: XXXXXXXX", FCC ID displayed on label.

The wireless adapter must be installed and used in strict accordance with the manufacturer's instructions as described in the user documentation that comes with the product. For country-specific approvals, see [Radio Approvals](#). Intel Corporation is not responsible for any radio or television interference caused by unauthorized modification of the devices included with the wireless adapter kit or the substitution or attachment of connecting cables and equipment other than that specified by Intel Corporation. The correction of interference caused by such unauthorized modification, substitution or attachment is the responsibility of the user. Intel Corporation and authorized resellers or distributors are not liable for any damage or violation of government regulations that may arise from the user failing to comply with these guidelines.

Local Restriction of 802.11a, 802.11b, 802.11g, 802.11n, and 802.11ad Radio Usage

The following statement on local restrictions must be published as part of the compliance documentation for all 802.11a, 802.11b, 802.11g, 802.11n, and 802.11ad products.

⚠ Caution: Due to the fact that the frequencies used by 802.11a, 802.11b, 802.11g, 802.11n, and 802.11ad wireless LAN devices may not yet be harmonized in all countries, 802.11a, 802.11b, 802.11g and 802.11n products are designed for use only in specific countries, and are not allowed to be operated in countries other than those of designated use. As a user of these products, you are responsible for ensuring that the products are used only in the countries for which they were intended and for verifying that they are configured with the correct selection of frequency and channel for the country of use. Any deviation from permissible settings and restrictions in the country of use could be an infringement of national law and may be punished as such.

Statements of European Compliance

Each of the adapters listed below comply with the essential requirements of the European Union directive 2014/53/EU.

- Intel® Centrino® Wireless-N 100
- Intel® Centrino® Wireless-N 105
- Intel® Centrino® Wireless-N 130
- Intel® Centrino® Wireless-N 135
- Intel® Centrino® Wireless-N 1000
- Intel® Centrino® Wireless-N 1030
- Intel® Centrino® Wireless-N 2200
- Intel® Centrino® Wireless-N 2230
- Intel® Centrino® Advanced-N 6200
- Intel® Centrino® Advanced-N 6205
- Intel® Centrino® Advanced-N 6230
- Intel® Centrino® Advanced-N 6235
- Intel® Centrino® Ultimate-N 6300
- Intel® Dual Band Wireless-AC 7260
- Intel® Dual Band Wireless-N 7260
- Intel® Wireless-N 7260
- Intel® Dual Band Wireless-AC 3160
- Intel® Dual Band Wireless-AC 3165
- Intel® Dual Band Wireless-AC 7265
- Intel® Dual Band Wireless-N 7265
- Intel® Wireless-N 7265
- Intel® Dual Band Wireless-AC 8260
- Intel® Dual Band Wireless-AC 8265
- Intel® Wireless-AC 9260
- Intel® Wireless-AC 9560
- Intel® Tri-Band Wireless-AC 17265
- Intel® Tri-Band Wireless-AC 18260
- Intel® Tri-Band Wireless-AC 18265
- Intel® Wireless Gigabit Sink W13100
- Intel® Wireless Gigabit 11000

[Back to Top](#)

[Back to Contents](#)

[Trademarks and Disclaimers](#)

Specifications

This section provides specification information for the family of Intel® wireless adapters. The following list may not be all inclusive.

- [Intel® Centrino® Wireless-N 100](#)
- [Intel® Centrino® Wireless-N 105](#)
- [Intel® Centrino® Wireless-N 130](#)
- [Intel® Centrino® Wireless-N 135](#)
- [Intel® Centrino® Wireless-N 1000](#)
- [Intel® Centrino® Wireless-N 1030](#)
- [Intel® Centrino® Wireless-N 2200](#)
- [Intel® Centrino® Wireless-N 2230](#)
- [Intel® Centrino® Wireless-N + WiMAX 6150](#)
- [Intel® Centrino® Advanced-N 6200](#)
- [Intel® Centrino® Advanced-N 6205](#)
- [Intel® Centrino® Advanced-N 6230](#)
- [Intel® Centrino® Advanced-N 6235](#)
- [Intel® Centrino® Advanced-N + WiMAX 6250](#)
- [Intel® Centrino® Ultimate-N 6300](#)
- [Intel® Dual Band Wireless-AC 7260](#)
- [Intel® Dual Band Wireless-N 7260](#)
- [Intel® Wireless-N 7260](#)
- [Intel® Dual Band Wireless-AC 3160](#)
- [Intel® Dual Band Wireless-AC 3165](#)
- [Intel® Dual Band Wireless-AC 3168](#)
- [Intel® Dual Band Wireless-AC 7265](#)
- [Intel® Dual Band Wireless-N 7265](#)
- [Intel® Wireless-N 7265](#)
- [Intel® Dual Band Wireless-AC 8260](#)
- [Intel® Dual Band Wireless-AC 8265](#)
- [Intel® Wireless-AC 9260](#)
- [Intel® Wireless-AC 9560](#)
- [Intel® Tri-Band Wireless-AC 17265](#)
- [Intel® Tri-Band Wireless-AC 18260](#)
- [Intel® Tri-Band Wireless-AC 18265](#)
- [Intel® Wireless Gigabit Sink W13100](#)
- [Intel® Wireless Gigabit 11000](#)

Intel® Centrino® Wireless-N 100, Intel® Centrino® Wireless-N 105, Intel® Centrino® Wireless-N 130 and Intel® Centrino® Wireless-N 135

Form Factor	PCI Express* Half-Mini Card
Dimensions	Half-Mini Card: Width 1.049 in x Length 1.18 in x Height 0.18 in (26.64 mm x 30 mm x 4.5 mm)
Antenna Interface Connector	Hirose U.FL-R-SMT mates with cable connector U.FL-LP-066
Antenna Diversity	On-board diversity
Connector Interface	52-pin Mini Card edge connector
Voltage	3.3 V
Operating Temperature	0 to +80 degrees Celsius

Humidity	50% to 95% non-condensing (at temperatures of 25 °C to 35 °C)	
WiFi		
Frequency Modulation	2.4 GHz (802.11b/g/n)	
Frequency band	2.400 - 2.4835 GHz (dependent on country)	
Modulation	BPSK, QPSK, 16 QAM, 64 QAM	CCK, DQPSK, DBPSK
Wireless Medium	2.4 GHz ISM: Orthogonal Frequency Division Multiplexing (OFDM)	
Channels	All channels as defined by the relevant specification and country rules.	
IEEE 802.11n Data Rates	MIMO Configuration: 1X1 Tx/Rx: 150, 144, 135, 130, 120, 117, 115.5, 90, 86.667, 72.2, 65, 60, 57.8, 45, 43.3, 30, 28.9, 21.7, 15, 14.4, 7.2 Mbps	
IEEE 802.11g Data Rates	54, 48, 36, 24, 18, 12, 9, 6 Mbps	
IEEE 802.11b Data Rates	11, 5.5, 2, 1 Mbps	
Bluetooth Support	<ul style="list-style-type: none"> • Intel® Centrino® Wireless-N 100: None • Intel® Centrino® Wireless-N 105: None • Intel® Centrino® Wireless-N 130: Bluetooth 2.1, 2.1 + EDR, 3.0, 3.0+HS • Intel® Centrino® Wireless-N 135: Bluetooth 4.0 (Bluetooth Low-Energy and Bluetooth 3.0 +HS) 	
General		
Operating Systems	Windows* 7 (32-bit and 64-bit), Windows* 8 (32-bit and 64-bit), Windows* 8.1 (32-bit and 64-bit)	
Wi-Fi Alliance* certification	Wi-Fi* certification for 802.11b, 802.11g, 802.11n, WPA-Personal, WPA-Enterprise, WPA2-Personal, WPA2-Enterprise, WMM, WPS	
Cisco Compatible Extensions certification	Cisco Compatible Extensions, v4.0	
IEEE Feature Sets	IEEE 802.11b, 802.11g, 802.11n, 802.11e, 802.11i, 802.11d, 802.11h	
Architecture	Infrastructure or ad hoc (peer-to-peer) operating modes	
Security	WPA-Personal, WPA2-Personal, WPA-Enterprise, WPA2-Enterprise, AES-CCMP 128-bit, WEP 128-bit and 64-bit; 802.1X: EAP-SIM, LEAP, PEAP, TKIP, EAP-FAST, EAP-TLS, EAP-TTLS, EAP-AKA	
Product Safety	UL, C-UL, CB (IEC/EN 60950-1)	

Intel® Centrino® Wireless-N 1000

Form Factor	PCI Express* Mini Card and Half-Mini Card
SKUs	Intel® Centrino® Wireless-N 1000 - 1X2 MC/HMC
Dimensions	<p>Mini Card: Width 2.0 in x Length 1.18 in x Height 0.18 in (50.80 mm x 30 mm x 4.5 mm)</p> <p>Half-Mini Card: Width 1.049 in x Length 1.18 in x Height 0.18 in (26.64 mm x 30 mm x 4.5 mm)</p>
Antenna Interface Connector	Hirose U.FL-R-SMT mates with cable connector U.FL-LP-066
Antenna Diversity	On-board diversity
Connector Interface	52-pin Mini Card edge connector

Voltage	3.3 V
Operating Temperature	0 to +80 degrees Celsius
Humidity	50% to 90% non-condensing (at temperatures of 25 °C to 35 °C)
WiFi	
Frequency Modulation	2.4 GHz (802.11b/g/n)
Frequency band	2.41-2.474 GHz (dependent on country)
Modulation	BPSK, QPSK, 16 QAM, 64 QAM, CCK, DQPSK, DBPSK
Wireless Medium	2.4 GHz ISM: Orthogonal Frequency Division Multiplexing (OFDM)
Channels	All channels as defined by the relevant specification and country rules.
IEEE 802.11n Data Rates	300, 270, 243, 240, 180, 150, 144, 135, 130, 120, 117, 115.5, 90, 86.667, 72.2, 65, 60, 57.8, 45, 43.3, 30, 28.9, 21.7, 15, 14.4, 7.2 Mbps
IEEE 802.11g Data Rates	54, 48, 36, 24, 18, 12, 9, 6 Mbps
IEEE 802.11b Data Rates	11, 5.5, 2, 1 Mbps
General	
Operating Systems	Microsoft Windows* XP (32 and 64 bit) and Windows Vista* (32 and 64 bit), Ubuntu Linux*
Wi-Fi Alliance* certification	Wi-Fi* certification for 802.11b, 802.11g, 802.11n, WPA-Personal, WPA-Enterprise, WPA2-Personal, WPA2-Enterprise, WMM, WPS
Cisco Compatible Extensions certification	Cisco Compatible Extensions, v4.0
WLAN Standard	IEEE 802.11g, 802.11b, 802.11n, 802.11d, 802.11e, 802.11i,
Architecture	Infrastructure or ad hoc (peer-to-peer) operating modes
Security	WPA-Personal, WPA2-Personal, WPA-Enterprise, WPA2-Enterprise, 802.1X: EAP-SIM, LEAP, PEAP, EAP-FAST, EAP-TLS, EAP-TTLS, EAP-AKA
Encryption	AES-CCMP 128-bit, WEP 128-bit and 64-bit, CKIP, TKIP
Product Safety	UL, C-UL, CB (IEC/EN 60950-1)

Intel® Centrino® Wireless-N 2200 and Intel® Centrino® Wireless-N 2230

Form Factor	PCI Express* Half-Mini Card
Dimensions	Half-Mini Card: Width 1.049 in x Length 1.18 in x Height 0.18 in (26.64 mm x 30 mm x 4.5 mm)
Antenna Interface Connector	Hirose U.FL-R-SMT mates with cable connector U.FL-LP-066
Antenna Diversity	On-board diversity
Connector Interface	52-pin Mini Card edge connector
Voltage	3.3 V
Operating Temperature	0 to +80 degrees Celsius
Humidity	50% to 95% non-condensing (at temperatures of 25 °C to 35 °C)
WiFi	
Frequency Modulation	2.4 GHz (802.11b/g/n)

Frequency band	2.400 - 2.4835 GHz (dependent on country)	
Modulation	BPSK, QPSK, 16 QAM, 64 QAM	CCK, DQPSK, DBPSK
Wireless Medium	2.4 GHz ISM: Orthogonal Frequency Division Multiplexing (OFDM)	
Channels	All channels as defined by the relevant specification and country rules.	
IEEE 802.11n Data Rates	MIMO Configuration: 2X2 Tx/Rx: 300, 150, 144, 135, 130, 120, 117, 115.5, 90, 86.667, 72.2, 65, 60, 57.8, 45, 43.3, 30, 28.9, 21.7, 15, 14.4, 7.2 Mbps	
IEEE 802.11g Data Rates	54, 48, 36, 24, 18, 12, 9, 6 Mbps	
IEEE 802.11b Data Rates	11, 5.5, 2, 1 Mbps	
Bluetooth Support	<ul style="list-style-type: none"> • Intel® Centrino® Wireless-N 2200: None • Intel® Centrino® Wireless-N 2230: Bluetooth 4.0 (Bluetooth Low-Energy and Bluetooth 3.0 +HS) 	
General		
Operating Systems	Windows* 7 (32-bit and 64-bit), Windows* 8 (32-bit and 64-bit), Windows* 8.1 (32-bit and 64-bit)	
Wi-Fi Alliance* certification	Wi-Fi* certification for 802.11b, 802.11g, 802.11n, WPA-Personal, WPA-Enterprise, WPA2-Personal, WPA2-Enterprise, WMM, WPS	
Cisco Compatible Extensions certification	Cisco Compatible Extensions, v4.0	
IEEE Feature Sets	IEEE 802.11b, 802.11g, 802.11n, 802.11e, 802.11i, 802.11d, 802.11h	
Architecture	Infrastructure or ad hoc (peer-to-peer) operating modes	
Security	WPA-Personal, WPA2-Personal, WPA-Enterprise, WPA2-Enterprise, AES-CCMP 128-bit, WEP 128-bit and 64-bit; 802.1X: EAP-SIM, LEAP, PEAP, TKIP, EAP-FAST, EAP-TLS, EAP-TTLS, EAP-AKA	
Product Safety	UL, C-UL, CB (IEC/EN 60950-1)	

Intel® Centrino® Wireless-N 1030 and Intel® Centrino® Advanced-N 6230

Form Factor	PCI Express* Half-Mini Card
Dimensions	Half-Mini Card: Width 1.049 in x Length 1.18 in x Height 0.18 in (26.64 mm x 30 mm x 4.5 mm)
Antenna Interface Connector	Hirose U.FL-R-SMT mates with cable connector U.FL-LP-066
Antenna Diversity	On-board diversity
Network Standards	802.11a/b/g/n (varies by adapter) and Bluetooth 3.0 + HS
Connector Interface	52-pin Mini Card edge connector
Voltage	3.3 V
Operating Temperature	0 to +80 degrees Celsius
Humidity	50% to 95% non-condensing (at temperatures of 25 °C to 35 °C)

WiFi Network Standards	Intel® Centrino® Wireless-N 1030: 802.11b/g/n Intel® Centrino® Advanced-N 6230: 802.11a/g/n	
Frequency Modulation	5 GHz (802.11a/n)	2.4 GHz (802.11b/g/n)
Frequency band	5.15 GHz - 5.85 GHz (dependent on country)	2.400 - 2.4835 GHz (dependent on country)
Modulation	BPSK, QPSK, 16 QAM, 64 QAM	CCK, DQPSK, DBPSK
Wireless Medium	5 GHz UNII: Orthogonal Frequency Division Multiplexing (OFDM)	2.4 GHz ISM: Orthogonal Frequency Division Multiplexing (OFDM)
Channels	All channels as defined by the relevant specification and country rules.	
IEEE 802.11n Data Rates	Intel® Centrino® Advanced-N 6230: Tx/Rx (Mbps): 300, 270, 243, 240, 216.7, 195, 180, 173.3, 150, 144, 135, 130, 120, 117, 115.5, 90, 86.667, 72.2, 65, 60, 57.8, 45, 43.3, 30, 28.9, 21.7, 15, 14.4, 7.2	
	Intel® Centrino® Wireless-N 1030: Rx (Mbps): 300, 270, 243, 240, 180 Tx/Rx (Mbps): 150, 144, 135, 130, 120, 117, 115.5, 90, 86.667, 72.2, 65, 60, 57.8, 45, 43.3, 30, 28.9, 21.7, 15, 14.4, 7.2	
IEEE 802.11a Data Rates	54, 48, 36, 24, 18, 12, 9, 6 Mbps	
IEEE 802.11g Data Rates	54, 48, 36, 24, 18, 12, 9, 6 Mbps	
IEEE 802.11b Data Rates	11, 5.5, 2, 1 Mbps	
Bluetooth	Bluetooth Version 3.0 + HS	
General		
Operating Systems	<ul style="list-style-type: none"> • Microsoft Windows* XP (32-bit and 64-bit) • Windows Vista* (32-bit and 64-bit) • Windows* 7 (32-bit and 64-bit) • Windows* 8 (32-bit and 64-bit) • Windows* 8.1 (32-bit and 64-bit) 	
Wi-Fi Alliance* certification	Wi-Fi* certification for 802.11b, 802.11g, 802.11a, 802.11h, 802.11d, WPA-Personal, WPA-Enterprise, WPA2-Personal, WPA2-Enterprise, WPS, WMM, WMM Power Save, EAP-SIM, LEAP, PEAP, TKIP, EAP-FAST, EAP-TLS, EAP-TTLS, EAP-AKA, P2P	
Cisco Compatible Extensions certification	Cisco Compatible Extensions, v4.0	
WLAN Standard	IEEE 802.11g, 802.11b, 802.11a, 802.11n	
Architecture	Infrastructure or ad hoc (peer-to-peer) operating modes	
Security	WPA-Personal, WPA2-Personal, WPA-Enterprise, WPA2-Enterprise, AES-CCMP 128-bit, WEP 128-bit and 64-bit; 802.1X: EAP-SIM, LEAP, PEAP, TKIP, EAP-FAST, EAP-TLS, EAP-TTLS, EAP-AKA	
Product Safety	UL, C-UL, CB (IEC/EN 60950-1)	

Intel® Centrino® Advanced-N 6235

--	--

Form Factor	PCI Express* Half-Mini Card	
Dimensions	Half-Mini Card: Width 1.049 in x Length 1.18 in x Height 0.18 in (26.64 mm x 30 mm x 4.5 mm)	
Antenna Interface Connector	Hirose U.FL-R-SMT mates with cable connector U.FL-LP-066	
Antenna Diversity	On-board diversity	
Network Standards	802.11a/b/g/n and Bluetooth 4.0	
Connector Interface	52-pin Mini Card edge connector	
Voltage	3.3 V	
Operating Temperature	0 to +80 degrees Celsius	
Humidity	50% to 95% non-condensing (at temperatures of 25 °C to 35 °C)	
Frequency Modulation	5 GHz (802.11a/n)	2.4 GHz (802.11b/g/n)
Frequency band	5.15 GHz - 5.85 GHz (dependent on country)	2.400 - 2.4835 GHz (dependent on country)
Modulation	BPSK, QPSK, 16 QAM, 64 QAM	CCK, DQPSK, DBPSK
Wireless Medium	5 GHz UNII: Orthogonal Frequency Division Multiplexing (OFDM)	2.4 GHz ISM: Orthogonal Frequency Division Multiplexing (OFDM)
Channels	All channels as defined by the relevant specification and country rules.	
IEEE 802.11n Data Rates	Tx/Rx (Mbps): 300, 270, 243, 240, 216.7, 195, 180, 173.3, 150, 144, 135, 130, 120, 117, 115.5, 90, 86.667, 72.2, 65, 60, 57.8, 45, 43.3, 30, 28.9, 21.7, 15, 14.4, 7.2	
IEEE 802.11a Data Rates	54, 48, 36, 24, 18, 12, 9, 6 Mbps	
IEEE 802.11g Data Rates	54, 48, 36, 24, 18, 12, 9, 6 Mbps	
IEEE 802.11b Data Rates	11, 5.5, 2, 1 Mbps	
Bluetooth	Bluetooth Version 4.0 (3.0 +HS)	
General		
Operating Systems	Windows* 7 (32-bit and 64-bit), Windows* 8 (32-bit and 64-bit), Windows* 8.1 (32-bit and 64-bit)	
Wi-Fi Alliance* certification	Wi-Fi* certification for 802.11b, 802.11g, 802.11a, 802.11h, 802.11d, WPA-Personal, WPA-Enterprise, WPA2-Personal, WPA2-Enterprise, WPS, WMM, WMM Power Save, EAP-SIM, LEAP, PEAP, TKIP, EAP-FAST, EAP-TLS, EAP-TTLS, EAP-AKA, P2P	
Cisco Compatible Extensions certification	Cisco Compatible Extensions, v4.0	
WLAN Standard	IEEE 802.11g, 802.11b, 802.11a, 802.11n	
Architecture	Infrastructure or ad hoc (peer-to-peer) operating modes	
Security	WPA-Personal, WPA2-Personal, WPA-Enterprise, WPA2-Enterprise, AES-CCMP 128-bit, WEP 128-bit and 64-bit; 802.1X: EAP-SIM, LEAP, PEAP, TKIP, EAP-FAST, EAP-TLS, EAP-TTLS, EAP-AKA	
Product Safety	UL, C-UL, CB (IEC/EN 60950-1)	

Intel® Centrino® Advanced-N + WiMAX 6250 and Intel® Centrino® Wireless-N + WiMAX 6150

Form Factor	PCI Express* Half-Mini Card	
Dimensions	Half-Mini Card: Width 1.049 in x Length 1.18 in x Height 0.18 in (26.64 mm x 30 mm x 4.5 mm)	
Antenna Interface Connector	Hirose U.FL-R-SMT mates with cable connector U.FL-LP-066	
Antenna Diversity	On-board diversity	
Connector Interface	52-pin Mini Card edge connector	
Voltage	3.3 V	
Operating Temperature	0 to +80 degrees Celsius	
Humidity	50% to 95% non-condensing (at temperatures of 25 °C to 35 °C)	
WiFi		
Frequency Modulation	Intel® Centrino® Advanced-N + WiMAX 6250 2.4 GHz (802.11b/g/n), 5 GHz (802.11a/n)	Intel® Centrino® Wireless-N + WiMAX 6150 2.4 GHz (802.11b/g/n)
Frequency band	5.15 GHz - 5.85 GHz (dependent on country)	2.400 - 2.4835 GHz (dependent on country)
Modulation	BPSK, QPSK, 16 QAM, 64 QAM	CCK, DQPSK, DBPSK
Wireless Medium	5 GHz UNII: Orthogonal Frequency Division Multiplexing (OFDM)	2.4 GHz ISM: Orthogonal Frequency Division Multiplexing (OFDM)
Channels	All channels as defined by the relevant specification and country rules.	
IEEE 802.11n Data Rates	Intel® Centrino® Wireless-N + WiMAX 6150 MIMO Configuration: 1X2 Rx: 300, 270, 243, 240, 180 Mbps Rx/Tx: 150, 144, 135, 130, 120, 117, 115.5, 90, 86.667, 72.2, 65, 60, 57.8, 45, 43.3, 30, 28.9, 21.7, 15, 14.4, 7.2 Mbps	
	Intel® Centrino® Advanced-N + WiMAX 6250 MIMO Configuration: 2X2 Tx/Rx: 300, 270, 243, 240, 180, 150, 144, 135, 130, 120, 117, 115.5, 90, 86.667, 72.2, 65, 60, 57.8, 45, 43.3, 30, 28.9, 21.7, 15, 14.4, 7.2 Mbps	
IEEE 802.11a Data Rates	54, 48, 36, 24, 18, 12, 9, 6 Mbps	
IEEE 802.11g Data Rates	54, 48, 36, 24, 18, 12, 9, 6 Mbps	
IEEE 802.11b Data Rates	11, 5.5, 2, 1 Mbps	
General		
Operating Systems	<ul style="list-style-type: none"> • Microsoft Windows* XP (32-bit and 64-bit) • Windows Vista* (32-bit and 64-bit) • Windows* 7 (32-bit and 64-bit) 	

	<ul style="list-style-type: none"> • Windows* 8 (32-bit and 64-bit) • Windows* 8.1 (32-bit and 64-bit) 	
Wi-Fi Alliance* certification	Wi-Fi* certification for 802.11b, 802.11g, 802.11a, 802.11h, 802.11d, WPA-Personal, WPA-Enterprise, WPA2-Personal, WPA2-Enterprise, WMM, WMM Power Save, EAP-SIM, LEAP, PEAP, TKIP, EAP-FAST, EAP-TLS, EAP-TTLS, EAP-AKA	
Cisco Compatible Extensions certification	Cisco Compatible Extensions, v4.0	
IEEE Feature Sets	Intel® Centrino® Wireless-N + WiMAX 6150: IEEE 802.11b, 802.11g, 802.11n, 802.11e, 802.11i, 802.11h, 802.11d Intel® Centrino® Advanced-N + WiMAX 6250: 802.11a, IEEE 802.11b, 802.11g, 802.11n, 802.11e, 802.11i, 802.11h, 802.11d	
Architecture	Infrastructure or ad hoc (peer-to-peer) operating modes	
Security	WPA-Personal, WPA2-Personal, WPA-Enterprise, WPA2-Enterprise, AES-CCMP 128-bit, WEP 128-bit and 64-bit; 802.1X: EAP-SIM, LEAP, PEAP, TKIP, EAP-FAST, EAP-TLS, EAP-TTLS, EAP-AKA	
Product Safety	UL, C-UL, CB (IEC/EN 60950-1)	
WiMAX General		
Operating Systems	<ul style="list-style-type: none"> • Microsoft Windows* XP (32-bit and 64-bit) • Windows Vista* (32-bit and 64-bit) • Windows* 7 (32-bit and 64-bit) • Windows* 8 (32-bit and 64-bit) • Windows* 8.1 (32-bit and 64-bit) 	
Standard Compliance	802.16e-2005 Corrigenda 2 (D4)	
WiMAX System Profile Feature set	Intel® Centrino® Wireless-N + WiMAX 6150: Mobile WiMAX release 1, Wave II. Supports 3A and 1A/B profiles Intel® Centrino® Advanced-N + WiMAX 6250: Mobile WiMAX release 1, Wave II. Supports 3A, 5A/C, 1A/B, and 5BL profiles	
Security	Key Management Protocol (PKMv2)	
Encryption	128-bit CCMP (Counter-Mode/CBC-MAC) based on AES encryption	
WiMAX		
Frequency band	Intel® Centrino® Wireless-N + WiMAX 6150: 2.3-2.4 GHz / 2.496-2.690 GHz Intel® Centrino® Advanced-N + WiMAX 6250: 2.3-2.4 GHz / 2.496-2.690 GHz / 3.4-3.8 GHz	
Modulation	UL - QPSK, 16 QAM DL - QPSK, 16 QAM, 64 QAM	
Wireless Medium	Duplex mode: TDD operations	Scalable OFDMA (SOFDMA): 512 and 1024 FFT
	sub-carrier permutation: PUSC	Intel® Centrino® Wireless-N + WiMAX 6150: Channel bandwidths: 5 and 10 MHz Intel® Centrino® Advanced-N + WiMAX 6250: Channel bandwidths: 5, 7, 8.75 and 10 MHz
WiMAX Network Release Feature set	SPWG/NWG Release 1.5	

Rate Performance	Intel® Centrino® Wireless-N + WiMAX 6150: Up to 10 Mbps DL and 4 Mbps UL @ peak rate (OTA performance, 10MHz channel) Intel® Centrino® Advanced-N + WiMAX 6250: Up to 20 Mbps DL and 6 Mbps UL @ peak rate (OTA performance, 10MHz channel)
RF Transmitter Output Power	Compliance with Power class 2

Intel® Centrino® Advanced-N 6200, Intel® Centrino® Advanced-N 6205 and Intel® Centrino® Ultimate-N 6300

Form Factor	Intel® Centrino® Advanced-N 6200, Intel® Centrino® Ultimate-N 6300: PCI Express* Full-Mini Card and Half-Mini Card. Intel® Centrino® Advanced-N 6205: PCI Express* Half-Mini Card.	
Dimensions	Full-Mini Card: Width 2.00 in x Length 1.18 in x Height 0.18 in (50.95 mm x 30 mm x 4.5 mm) Half-Mini Card: Width 1.049 in x Length 1.18 in x Height 0.18 in (26.64 mm x 30 mm x 4.5 mm)	
Antenna Interface Connector	Hirose U.FL-R-SMT mates with cable connector U.FL-LP-066	
Antenna Diversity	On-board diversity	
Connector Interface	52-pin Mini Card edge connector	
Voltage	3.3 V	
Operating Temperature	0 to +80 degrees Celsius	
Humidity	50% to 95% non-condensing (at temperatures of 25 °C to 35 °C)	
Frequency Modulation	5 GHz (802.11a/n)	2.4 GHz (802.11b/g/n)
Frequency band	5.15 GHz - 5.85 GHz (dependent on country)	2.400 - 2.4835 GHz (dependent on country)
Modulation	BPSK, QPSK, 16 QAM, 64 QAM	CCK, DQPSK, DBPSK
Wireless Medium	5 GHz UNII: Orthogonal Frequency Division Multiplexing (OFDM)	2.4 GHz ISM: Orthogonal Frequency Division Multiplexing (OFDM)
Channels	All channels as defined by the relevant specification and country rules.	
IEEE 802.11n Data Rates	Intel® Centrino® Ultimate-N 6300: Tx/Rx: 450, 405, 360, 300, 270, 243, 240, 216.7, 195, 180, 173.3, 150, 144, 135, 130, 120, 117, 115.5, 90, 86.667, 72.2, 65, 60, 57.8, 45, 43.3, 30, 28.9, 21.7, 15, 14.4, 7.2 Mbps Intel® Centrino® Advanced-N 6200, Intel® Centrino® Advanced-N 6205: Tx/Rx: 300, 270, 243, 240, 180, 150, 144, 135, 130, 120, 117, 115.5, 90, 86.667, 72.2, 65, 60, 57.8, 45, 43.3, 30, 28.9, 21.7, 15, 14.4, 7.2 Mbps	
IEEE 802.11a Data Rates	54, 48, 36, 24, 18, 12, 9, 6 Mbps	
IEEE 802.11g	54, 48, 36, 24, 18, 12, 9, 6 Mbps	

Data Rates	
IEEE 802.11b Data Rates	11, 5.5, 2, 1 Mbps
General	
Operating Systems	<ul style="list-style-type: none"> • Microsoft Windows* XP (32-bit and 64-bit) • Windows Vista* (32-bit and 64-bit) • Windows* 7 (32-bit and 64-bit) • Windows* 8 (32-bit and 64-bit) • Windows* 8.1 (32-bit and 64-bit)
Wi-Fi Alliance* certification	Wi-Fi* certification for 802.11b, 802.11g, 802.11a, 802.11h, 802.11d, WPA-Personal, WPA-Enterprise, WPA2-Personal, WPA2-Enterprise, WMM, WMM Power Save, EAP-SIM, LEAP, PEAP, TKIP, EAP-FAST, EAP-TLS, EAP-TTLS, EAP-AKA
Cisco Compatible Extensions certification	Cisco Compatible Extensions, v4.0
WLAN Standard	IEEE 802.11g, 802.11b, 802.11a, 802.11n
Architecture	Infrastructure or ad hoc (peer-to-peer) operating modes
Security	WPA-Personal, WPA2-Personal, WPA-Enterprise, WPA2-Enterprise, AES-CCMP 128-bit, WEP 128-bit and 64-bit; 802.1X: EAP-SIM, LEAP, PEAP, TKIP, EAP-FAST, EAP-TLS, EAP-TTLS, EAP-AKA
Product Safety	UL, C-UL, CB (IEC/EN 60950-1)

Intel® Dual Band Wireless-AC 7260

Form Factors	Half-Mini Card and M.2 (Next Generation Form Factor - NGFF)	
Electrical interfaces	PCIe and USB 2.0 for both form factors	
Antenna Interface Connector	Hirose U.FL-R-SMT mates with cable connector U.FL-LP-066	
Antenna Diversity	On-board diversity	
IEEE 802.11 Networking Standards	Intel® Dual Band Wireless-AC 7260 <ul style="list-style-type: none"> • Model 7260HMW - 802.11agn, ac, 2x2, Bluetooth 4.0, PCIe, USB, HMC • Model 7260NGW - 802.11agn, ac, 2x2, Bluetooth 4.0, PCIe, USB, M.2 	
Operating Temperature	0 to +80 degrees Celsius	
Humidity	50% to 95% non-condensing (at temperatures of 25 °C to 35 °C)	
Frequency Modulation	5GHz (802.11ac/n)	2.4GHz (802.11b/g/n)
Frequency band	5.15GHz - 5.85GHz (dependent on country)	2.400 - 2.4835GHz (dependent on country)
Modulation	BPSK, QPSK, 16 QAM, 64 QAM, 256 QAM	CCK, DQPSK, DBPSK
Wireless Medium	5GHz UNII: Orthogonal Frequency Division Multiplexing (OFDM)	2.4GHz ISM: Orthogonal Frequency Division Multiplexing (OFDM)
Channels	All channels as defined by the relevant specification and country rules.	
Spatial streams	Intel® Dual Band Wireless-AC 7260: 2 X 2	
Data Rates	All data rates are theoretical maximums.	

IEEE 802.11ac Data Rates	Intel® Dual Band Wireless-AC 7260: Up to 867 Mbps
IEEE 802.11n Data Rates	Tx/Rx (Mbps): 300, 270, 243, 240, 216.7, 195, 180, 173.3, 150, 144, 135, 130, 120, 117, 115.5, 90, 86.667, 72.2, 65, 60, 57.8, 45, 43.3, 30, 28.9, 21.7, 15, 14.4, 7.2
IEEE 802.11a Data Rates	54, 48, 36, 24, 18, 12, 9, 6 Mbps
IEEE 802.11g Data Rates	54, 48, 36, 24, 18, 12, 9, 6 Mbps
IEEE 802.11b Data Rates	11, 5.5, 2, 1 Mbps
Bluetooth	Dual Mode Bluetooth* 2.1, 2.1+EDR, 3.0, 3.0+HS, 4.0 (BLE) supported by the following adapters <ul style="list-style-type: none"> • Model 7260HMW • Model 7260NGW
General	
Operating Systems	Windows* 7 (32-bit and 64-bit), Windows* 8 (32-bit and 64-bit), Windows* 8.1 (64-bit)
Wi-Fi Alliance* certification	Wi-Fi CERTIFIED* for 802.11ac, a/b/g, n, WMM*, WPA*, WPA2*, and WPS, WPS 2.0, Protected Management Frames. Wi-Fi Direct* for peer-to-peer device connections.
Architecture	Infrastructure and SoftAP; Supports simultaneous Client and SoftAP modes
Cisco Compatible Extensions certification	Cisco Compatible Extensions, v4.0
Security	
Authentication	WPA and WPA2, 802.1X (EAP-TLS, TTLS, PEAP, LEAP, EAP-FAST), EAP-SIM, EAP-AKA
Authentication Protocols	PAP, CHAP, TLS, GTC, MS-CHAP*, MS-CHAPv2
Encryption	64-bit and 128-bit WEP, AES-CCMP, TKIP
Wi-Fi Direct* Encryption and Authentication	WPA2, AES-CCMP
Product Safety	UL, C-UL, CB (IEC/EN 60950-1)

Intel® Dual Band Wireless-N 7260

Intel® Wireless-N 7260

Form Factors	Half-Mini Card, M.2 (Next Generation Form Factor - NGFF)
Electrical interfaces	PCIe, USB 2.0 for both form factors
Antenna Interface Connector	Hirose U.FL-R-SMT mates with cable connector U.FL-LP-066
Antenna Diversity	On-board diversity
IEEE 802.11 Networking Standards	Intel® Dual Band Wireless-N 7260 <ul style="list-style-type: none"> • Model 7260HMW AN - 802.11agn, 2x2, Bluetooth 4.0, PCIe, USB, HMC • Model 7260NGW AN - 802.11agn, 2x2, Bluetooth 4.0, PCIe, USB, M.2 • Model 7260HMW NB - 802.11agn, 2x2, PCIe, USB, HMC • Model 7260NGW NB - 802.11agn, 2x2, PCIe, USB, M.2 Intel® Wireless-N 7260

- Model 7260HMMW BN - 802.11agn, 2x2, Bluetooth 4.0, PCIe, USB, M.2
- Model 7260NGW BN - 802.11bgn, 2x2, Bluetooth 4.0, PCIe, USB, M.2

Operating Temperature	0 to +80 degrees Celsius	
Humidity	50% to 95% non-condensing (at temperatures of 25 °C to 35 °C)	
Frequency Modulation (See above, not all bands supported by all adapters)	5GHz (802.11a/n)	2.4GHz (802.11b/g/n)
Frequency band	5.15GHz - 5.85GHz (dependent on country)	2.400 - 2.4835GHz (dependent on country)
Modulation	BPSK, QPSK, 16 QAM, 64 QAM	CCK, DQPSK, DBPSK
Wireless Medium	5GHz UNII: Orthogonal Frequency Division Multiplexing (OFDM)	2.4GHz ISM: Orthogonal Frequency Division Multiplexing (OFDM)
Channels	All channels as defined by the relevant specification and country rules.	
802.11n spatial streams	All adapters: 2 X 2 spatial streams	
Data Rates	All data rates are theoretical maximums.	
IEEE 802.11n Data Rates	Tx/Rx (Mbps): 300, 270, 243, 240, 216.7, 195, 180, 173.3, 150, 144, 135, 130, 120, 117, 115.5, 90, 86.667, 72.2, 65, 60, 57.8, 45, 43.3, 30, 28.9, 21.7, 15, 14.4, 7.2	
IEEE 802.11a Data Rates	54, 48, 36, 24, 18, 12, 9, 6 Mbps	
IEEE 802.11g Data Rates	54, 48, 36, 24, 18, 12, 9, 6 Mbps	
IEEE 802.11b Data Rates	11, 5.5, 2, 1 Mbps	
Bluetooth	Dual Mode Bluetooth* 2.1, 2.1+EDR, 3.0, 3.0+HS, 4.0 (BLE) supported by the following adapters <ul style="list-style-type: none"> • Model 7260HMMW AN • Model 7260NGW AN • Model 7260HMMW BN • Model 7260NGW BN 	
General		
Operating Systems	Windows* 7 (32-bit and 64-bit), Windows 8 (32-bit and 64-bit), Windows* 8.1 (64-bit)	
Wi-Fi Alliance* certification	Wi-Fi CERTIFIED* for 802.11ac, a/b/g, n, WMM*, WPA*, WPA2*, and WPS, WPS 2.0, Protected Management Frames. Wi-Fi Direct* for peer-to-peer device connections.	
Architecture	Infrastructure and SoftAP; Supports simultaneous Client and SoftAP modes	
Cisco Compatible Extensions certification	Cisco Compatible Extensions, v4.0	
Security		
Authentication	WPA and WPA2, 802.1X (EAP-TLS, TTLS, PEAP, LEAP, EAP-FAST), EAP-SIM, EAP-AKA	
Authentication Protocols	PAP, CHAP, TLS, GTC, MS-CHAP*, MS-CHAPv2	
Encryption	64-bit and 128-bit WEP, AES-CCMP, TKIP	
Wi-Fi Direct* Encryption	WPA2, AES-CCMP	

and Authentication	
Product Safety	UL, C-UL, CB (IEC/EN 60950-1)

Intel® Dual Band Wireless-AC 3160

Form Factors	Half-Mini Card and M.2 (Next Generation Form Factor - NGFF)	
Electrical interfaces	PCIe and USB 2.0 for both form factors	
Antenna Interface Connector	Hirose U.FL-R-SMT mates with cable connector U.FL-LP-066	
Antenna Diversity	On-board diversity	
IEEE 802.11 Networking Standards	Intel® Dual Band Wireless-AC 3160 <ul style="list-style-type: none"> • Model 3160HMW - 802.11agn, ac, 1x1, Bluetooth 4.0, PCIe, USB, HMC • Model 3160NGW - 802.11agn, ac, 1x1, Bluetooth 4.0, PCIe, USB, M.2 	
Operating Temperature	0 to +80 degrees Celsius	
Humidity	50% to 90% non-condensing (at temperatures of 25 °C to 35 °C)	
Frequency Modulation	5GHz (802.11ac/n)	2.4GHz (802.11b/g/n)
Frequency band	5.15GHz - 5.85GHz (dependent on country)	2.400 - 2.4835GHz (dependent on country)
Modulation	BPSK, QPSK, 16 QAM, 64 QAM, 256 QAM	CCK, DQPSK, DBPSK
Wireless Medium	5GHz UNII: Orthogonal Frequency Division Multiplexing (OFDM)	2.4GHz ISM: Orthogonal Frequency Division Multiplexing (OFDM)
Channels	All channels as defined by the relevant specification and country rules.	
Spatial streams	Intel® Dual Band Wireless-AC 3160: 1 X 1	
Data Rates	All data rates are theoretical maximums.	
IEEE 802.11ac Data Rates	Intel® Dual Band Wireless-AC 3160: Up to 433 Mbps	
IEEE 802.11n Data Rates	Tx/Rx (Mbps): 150, 144, 135, 130, 120, 117, 115.5, 90, 86.667, 72.2, 65, 60, 57.8, 45, 43.3, 30, 28.9, 21.7, 15, 14.4, 7.2	
IEEE 802.11a Data Rates	54, 48, 36, 24, 18, 12, 9, 6 Mbps	
IEEE 802.11g Data Rates	54, 48, 36, 24, 18, 12, 9, 6 Mbps	
IEEE 802.11b Data Rates	11, 5.5, 2, 1 Mbps	
Bluetooth	Dual Mode Bluetooth* 2.1, 2.1+EDR, 3.0, 3.0+HS, 4.0 (BLE) supported by the following adapters <ul style="list-style-type: none"> • Model 3160HMW • Model 3160NGW 	
General		
Operating Systems	Windows* 7 (32-bit and 64-bit), Windows 8 (32-bit and 64-bit), Windows* 8.1 (64-bit)	
Wi-Fi Alliance* certification	Wi-Fi CERTIFIED* for 802.11ac, a/b/g, n, WMM*, WPA*, WPA2*, and WPS, WPS 2.0, Protected Management Frames. Wi-Fi Direct* for peer-to-peer device connections.	
Architecture	Infrastructure and SoftAP; Supports simultaneous Client and SoftAP modes	
Cisco Compatible	Cisco Compatible Extensions, v4.0	

Extensions certification	
Security	
Authentication	WPA and WPA2, 802.1X (EAP-TLS, TTLS, PEAP, LEAP, EAP-FAST), EAP-SIM, EAP-AKA
Authentication Protocols	PAP, CHAP, TLS, GTC, MS-CHAP*, MS-CHAPv2
Encryption	64-bit and 128-bit WEP, AES-CCMP, TKIP
Wi-Fi Direct* Encryption and Authentication	WPA2, AES-CCMP
Product Safety	UL, C-UL, CB (IEC/EN 60950-1)

Intel® Dual Band Wireless-AC 3165 (Model 3165NGW)

Form Factors	M.2 (Next Generation Form Factor - NGFF)	
Electrical interfaces	PCIe and USB 2.0	
Antenna Interface Connector	Hirose U.FL-R-SMT mates with cable connector U.FL-LP-066	
Antenna Diversity	On-board diversity	
IEEE 802.11 Networking Standards	802.11abgn, 802.11ac, 802.11d, 802.11e, 802.11i, 802.11h, 802.11w	
Operating Temperature	0 to +80 degrees Celsius	
Humidity	50% to 90% RH non-condensing (at temperatures of 25 °C to 35 °C)	
Frequency Modulation	5GHz (802.11ac/n)	2.4GHz (802.11b/g/n)
Frequency band	5.15GHz - 5.85GHz (dependent on country)	2.400 - 2.4835GHz (dependent on country)
Modulation	BPSK, QPSK, 16 QAM, 64 QAM, 256 QAM	CCK, DQPSK, DBPSK
Wireless Medium	5GHz UNII: Orthogonal Frequency Division Multiplexing (OFDM)	2.4GHz ISM: Orthogonal Frequency Division Multiplexing (OFDM)
Channels	All channels as defined by the relevant specification and country rules.	
Spatial streams	Intel® Dual Band Wireless-AC 3165: 1 X 1	
Data Rates	All data rates are theoretical maximums.	
IEEE 802.11ac Data Rates	Intel® Dual Band Wireless-AC 3165: Up to 433 Mbps	
IEEE 802.11n Data Rates	Tx/Rx (Mbps): 150, 144, 135, 130, 120, 117, 115.5, 90, 86.667, 72.2, 65, 60, 57.8, 45, 43.3, 30, 28.9, 21.7, 15, 14.4, 7.2	
IEEE 802.11a Data Rates	54, 48, 36, 24, 18, 12, 9, 6 Mbps	
IEEE 802.11g Data Rates	54, 48, 36, 24, 18, 12, 9, 6 Mbps	
IEEE 802.11b Data Rates	11, 5.5, 2, 1 Mbps	
Bluetooth	Dual Mode Bluetooth* 2.1, 2.1+EDR, 3.0, 3.0+HS, 4.0 (BLE)	
General		
Operating Systems	Windows* 7 (32-bit and 64-bit), Windows* 8 (32-bit and 64-bit), Windows* 8.1 (64-bit)	

Wi-Fi Alliance* certification	Wi-Fi CERTIFIED* for 802.11ac, a/b/g, n, WMM*, WPA*, WPA2*, and WPS, WPS 2.0, Protected Management Frames. Wi-Fi Direct* for peer-to-peer device connections.
Architecture	Infrastructure and SoftAP; Supports simultaneous Client and SoftAP modes
Cisco Compatible Extensions certification	Cisco Compatible Extensions, v4.0
Security	
Authentication	WPA and WPA2, 802.1X (EAP-TLS, TTLS, PEAP, LEAP, EAP-FAST), EAP-SIM, EAP-AKA
Authentication Protocols	PAP, CHAP, TLS, GTC, MS-CHAP*, MS-CHAPv2
Encryption	64-bit and 128-bit WEP, AES-CCMP, TKIP
Wi-Fi Direct* Encryption and Authentication	WPA2, AES-CCMP
Product Safety	UL, C-UL, CB (IEC/EN 60950-1)

Intel® Dual Band Wireless-AC 3168

Form Factors	M.2 2230 (Next Generation Form Factor - NGFF)	
Electrical interfaces	PCIe and USB 2.0	
Antenna Interface Connector	Hirose U.FL-R-SMT mates with cable connector U.FL-LP-066	
Antenna Diversity	On-board diversity	
IEEE 802.11 Networking Standards	802.11abgn, 802.11ac, 802.11d, 802.11e, 802.11i, 802.11h, 802.11w	
Operating Temperature	0 to +80 degrees Celsius	
Humidity	50% to 90% RH non-condensing (at temperatures of 25 °C to 35 °C)	
Frequency Modulation	5GHz (802.11ac/n)	2.4GHz (802.11b/g/n)
Frequency band	5.15GHz - 5.85GHz (dependent on country)	2.400 - 2.4835GHz (dependent on country)
Modulation	BPSK, QPSK, 16 QAM, 64 QAM, 256 QAM	CCK, DQPSK, DBPSK
Wireless Medium	5GHz UNII: Orthogonal Frequency Division Multiplexing (OFDM)	2.4GHz ISM: Orthogonal Frequency Division Multiplexing (OFDM)
Channels	All channels as defined by the relevant specification and country rules.	
Spatial streams	Intel® Dual Band Wireless-AC 3168: 1 X 1	
Data Rates	All data rates are theoretical maximums.	
IEEE 802.11ac Data Rates	Intel® Dual Band Wireless-AC 3168: Up to 433 Mbps	
IEEE 802.11n Data Rates	Tx/Rx (Mbps): 150, 144, 135, 130, 120, 117, 115.5, 90, 86.667, 72.2, 65, 60, 57.8, 45, 43.3, 30, 28.9, 21.7, 15, 14.4, 7.2	
IEEE 802.11a Data Rates	54, 48, 36, 24, 18, 12, 9, 6 Mbps	
IEEE 802.11g Data Rates	54, 48, 36, 24, 18, 12, 9, 6 Mbps	
IEEE 802.11b Data Rates	11, 5.5, 2, 1 Mbps	

Bluetooth	Dual Mode Bluetooth* 2.1, 2.1+EDR, 3.0, 3.0+HS, 4.2 (BLE)
General	
Operating Systems	Linux, Windows* 8.1 (64-bit), Windows* 10 (64-bit)
Wi-Fi Alliance* certification	Wi-Fi CERTIFIED* for 802.11ac, a/b/g, n, WMM*, WPA*, WPA2*, and WPS, WPS 2.0, Protected Management Frames. Wi-Fi Direct* for peer-to-peer device connections.
Architecture	Infrastructure and SoftAP; Supports simultaneous Client and SoftAP modes
Cisco Compatible Extensions certification	Cisco Compatible Extensions, v4.0
Security	
Authentication	WPA and WPA2, 802.1X (EAP-TLS, TTLS, PEAP, LEAP, EAP-FAST), EAP-SIM, EAP-AKA
Authentication Protocols	PAP, CHAP, TLS, GTC, MS-CHAP*, MS-CHAPv2
Encryption	64-bit and 128-bit WEP, AES-CCMP, TKIP
Wi-Fi Direct* Encryption and Authentication	WPA2, AES-CCMP
Product Safety	UL, C-UL, CB (IEC/EN 60950-1)

Intel® Dual Band Wireless-AC 7265 (Model 7265NGW)

Form Factors	M.2 (Next Generation Form Factor - NGFF)	
Electrical interfaces	PCIe and USB 2.0	
Antenna Interface Connector	Hirose U.FL-R-SMT mates with cable connector U.FL-LP-066	
Antenna Diversity	On-board diversity	
IEEE 802.11 Networking Standards	Intel® Dual Band Wireless-AC 7265 <ul style="list-style-type: none"> Model 7265NGW - 802.11agn, ac, 2x2, Bluetooth 4.0, PCIe, USB, M.2 	
Operating Temperature	0 to +80 degrees Celsius	
Humidity	50% to 90% RH non-condensing (at temperatures of 25 °C to 35 °C)	
Frequency Modulation	5GHz (802.11ac/n)	2.4GHz (802.11b/g/n)
Frequency band	5.15GHz - 5.85GHz (dependent on country)	2.400 - 2.4835GHz (dependent on country)
Modulation	BPSK, QPSK, 16 QAM, 64 QAM, 256 QAM	CCK, DQPSK, DBPSK
Wireless Medium	5GHz UNII: Orthogonal Frequency Division Multiplexing (OFDM)	2.4GHz ISM: Orthogonal Frequency Division Multiplexing (OFDM)
Channels	All channels as defined by the relevant specification and country rules.	
Spatial streams	Intel® Dual Band Wireless-AC 7265: 2 X 2	
Data Rates	All data rates are theoretical maximums.	
IEEE 802.11ac Data Rates	Intel® Dual Band Wireless-AC 7265: Up to 867 Mbps	
IEEE 802.11n Data Rates	Tx/Rx (Mbps): 300, 270, 243, 240, 216.7, 195, 180, 173.3, 150, 144, 135, 130, 120, 117, 115.5, 90, 86.667, 72.2, 65, 60, 57.8, 45, 43.3, 30, 28.9, 21.7, 15, 14.4, 7.2	
IEEE 802.11a Data Rates	54, 48, 36, 24, 18, 12, 9, 6 Mbps	

IEEE 802.11g Data Rates	54, 48, 36, 24, 18, 12, 9, 6 Mbps
IEEE 802.11b Data Rates	11, 5.5, 2, 1 Mbps
Bluetooth	Dual Mode Bluetooth* 2.1, 2.1+EDR, 3.0, 3.0+HS, 4.0 (BLE) supported by the following adapters <ul style="list-style-type: none"> • Model 7265NGW
General	
Operating Systems	Windows* 7 (32-bit and 64-bit), Windows* 8 (32-bit and 64-bit), Windows* 8.1 (64-bit)
Wi-Fi Alliance* certification	Wi-Fi CERTIFIED* for 802.11ac, a/b/g, n, WMM*, WPA*, WPA2*, and WPS, WPS 2.0, Protected Management Frames. Wi-Fi Direct* for peer-to-peer device connections.
Architecture	Infrastructure and SoftAP; Supports simultaneous Client and SoftAP modes
Cisco Compatible Extensions certification	Cisco Compatible Extensions, v4.0
Security	
Authentication	WPA and WPA2, 802.1X (EAP-TLS, TTLS, PEAP, LEAP, EAP-FAST), EAP-SIM, EAP-AKA
Authentication Protocols	PAP, CHAP, TLS, GTC, MS-CHAP*, MS-CHAPv2
Encryption	64-bit and 128-bit WEP, AES-CCMP, TKIP
Wi-Fi Direct* Encryption and Authentication	WPA2, AES-CCMP
Product Safety	UL, C-UL, CB (IEC/EN 60950-1)

Intel® Dual Band Wireless-N 7265 (Models 7265NGW AN and 7265NGW NB)

Intel® Wireless-N 7265 (Model 7265NGW BN)

Form Factors	M.2 (Next Generation Form Factor - NGFF)	
Electrical interfaces	PCIe, USB 2.0	
Antenna Interface Connector	Hirose U.FL-R-SMT mates with cable connector U.FL-LP-066	
Antenna Diversity	On-board diversity	
IEEE 802.11 Networking Standards	Intel® Dual Band Wireless-N 7265 <ul style="list-style-type: none"> • Model 7265NGW AN - 802.11agn, 2x2, Bluetooth 4.0, PCIe, USB, M.2 • Model 7265NGW NB - 802.11agn, 2x2, PCIe, USB, M.2 Intel® Wireless-N 7265 <ul style="list-style-type: none"> • Model 7265NGW BN - 802.11bgn, 2x2, Bluetooth 4.0, PCIe, USB, M.2 	
Operating Temperature	0 to +80 degrees Celsius	
Humidity	50% to 90% non-condensing (at temperatures of 25 °C to 35 °C)	
Frequency Modulation (See above, not all bands supported by all	5GHz (802.11a/n)	2.4GHz (802.11b/g/n)

adapters)		
Frequency band	5.15GHz - 5.85GHz (dependent on country)	2.400 - 2.4835GHz (dependent on country)
Modulation	BPSK, QPSK, 16 QAM, 64 QAM	CCK, DQPSK, DBPSK
Wireless Medium	5GHz UNII: Orthogonal Frequency Division Multiplexing (OFDM)	2.4GHz ISM: Orthogonal Frequency Division Multiplexing (OFDM)
Channels	All channels as defined by the relevant specification and country rules.	
802.11n spatial streams	All adapters: 2 X 2 spatial streams	
Data Rates	All data rates are theoretical maximums.	
IEEE 802.11n Data Rates	Tx/Rx (Mbps): 300, 270, 243, 240, 216.7, 195, 180, 173.3, 150, 144, 135, 130, 120, 117, 115.5, 90, 86.667, 72.2, 65, 60, 57.8, 45, 43.3, 30, 28.9, 21.7, 15, 14.4, 7.2	
IEEE 802.11a Data Rates	54, 48, 36, 24, 18, 12, 9, 6 Mbps	
IEEE 802.11g Data Rates	54, 48, 36, 24, 18, 12, 9, 6 Mbps	
IEEE 802.11b Data Rates	11, 5.5, 2, 1 Mbps	
Bluetooth	Dual Mode Bluetooth* 2.1, 2.1+EDR, 3.0, 3.0+HS, 4.0 (BLE) supported by the following adapters <ul style="list-style-type: none"> • Model 7265NGW AN • Model 7265NGW NB • Model 7265NGW BN 	
General		
Operating Systems	Windows* 7 (32-bit and 64-bit), Windows 8 (32-bit and 64-bit), Windows* 8.1 (64-bit)	
Wi-Fi Alliance* certification	Wi-Fi CERTIFIED* for 802.11ac, a/b/g, n, WMM*, WPA*, WPA2*, and WPS, WPS 2.0, Protected Management Frames. Wi-Fi Direct* for peer-to-peer device connections.	
Architecture	Infrastructure and SoftAP; Supports simultaneous Client and SoftAP modes	
Cisco Compatible Extensions certification	Cisco Compatible Extensions, v4.0	
Security		
Authentication	WPA and WPA2, 802.1X (EAP-TLS, TTLS, PEAP, LEAP, EAP-FAST), EAP-SIM, EAP-AKA	
Authentication Protocols	PAP, CHAP, TLS, GTC, MS-CHAP*, MS-CHAPv2	
Encryption	64-bit and 128-bit WEP, AES-CCMP, TKIP	
Wi-Fi Direct* Encryption and Authentication	WPA2, AES-CCMP	
Product Safety	UL, C-UL, CB (IEC/EN 60950-1)	

Intel® Dual Band Wireless-AC 8260

Form Factors	Half-Mini Card and M.2 (Next Generation Form Factor - NGFF)
Electrical interfaces	PCIe and USB 2.0 for both form factors
Antenna Interface Connector	Hirose U.FL-R-SMT mates with cable connector U.FL-LP-066
Antenna Diversity	On-board diversity

IEEE 802.11 Networking Standards	Intel® Dual Band Wireless-AC 8260 <ul style="list-style-type: none"> Model 8260NGW - 802.11agn, ac, 2x2, Bluetooth 4.0, PCIe, USB, M.2 	
Operating Temperature	0 to +80 degrees Celsius	
Humidity	50% to 95% non-condensing (at temperatures of 25 °C to 35 °C)	
Frequency Modulation	5GHz (802.11ac/n)	2.4GHz (802.11b/g/n)
Frequency band	5.15GHz - 5.85GHz (dependent on country)	2.400 - 2.4835GHz (dependent on country)
Modulation	BPSK, QPSK, 16 QAM, 64 QAM, 256 QAM	CCK, DQPSK, DBPSK
Wireless Medium	5GHz UNII: Orthogonal Frequency Division Multiplexing (OFDM)	2.4GHz ISM: Orthogonal Frequency Division Multiplexing (OFDM)
Channels	All channels as defined by the relevant specification and country rules.	
Spatial streams	Intel® Dual Band Wireless-AC 8260: 2 X 2	
Data Rates	All data rates are theoretical maximums.	
IEEE 802.11ac Data Rates	Intel® Dual Band Wireless-AC 8260: Up to 867 Mbps	
IEEE 802.11n Data Rates	Tx/Rx (Mbps): 300, 270, 243, 240, 216.7, 195, 180, 173.3, 150, 144, 135, 130, 120, 117, 115.5, 90, 86.667, 72.2, 65, 60, 57.8, 45, 43.3, 30, 28.9, 21.7, 15, 14.4, 7.2	
IEEE 802.11a Data Rates	54, 48, 36, 24, 18, 12, 9, 6 Mbps	
IEEE 802.11g Data Rates	54, 48, 36, 24, 18, 12, 9, 6 Mbps	
IEEE 802.11b Data Rates	11, 5.5, 2, 1 Mbps	
Bluetooth	Dual Mode Bluetooth* 2.1, 2.1+EDR, 3.0, 3.0+HS, 4.0 (BLE) supported by the following adapters <ul style="list-style-type: none"> Model 8260NGW 	
General		
Operating Systems	Windows* 7 (32-bit and 64-bit), Windows* 8 (32-bit and 64-bit), Windows* 8.1 (64-bit)	
Wi-Fi Alliance* certification	Wi-Fi CERTIFIED* for 802.11ac, a/b/g, n, WMM*, WPA*, WPA2*, and WPS, WPS 2.0, Protected Management Frames. Wi-Fi Direct* for peer-to-peer device connections.	
Architecture	Infrastructure and SoftAP; Supports simultaneous Client and SoftAP modes	
Cisco Compatible Extensions certification	Cisco Compatible Extensions, v4.0	
Security		
Authentication	WPA and WPA2, 802.1X (EAP-TLS, TTLS, PEAP, LEAP, EAP-FAST), EAP-SIM, EAP-AKA	
Authentication Protocols	PAP, CHAP, TLS, GTC, MS-CHAP*, MS-CHAPv2	
Encryption	64-bit and 128-bit WEP, AES-CCMP, TKIP	
Wi-Fi Direct* Encryption and Authentication	WPA2, AES-CCMP	
Product Safety	UL, C-UL, CB (IEC/EN 60950-1)	

Intel® Dual Band Wireless-AC 8265 (Models 8265NGWH/8265NGW/8265D2W)

General		
Dimensions (H x W x D)	<ul style="list-style-type: none"> M.2 2230: 22 mm x 30 mm x 2.4 mm M.2 1216: 12 mm x 16 mm x 1.8 mm 	
Weight	<ul style="list-style-type: none"> M.2 2230: 2.6g M.2 1216: 0.6g 	
Antenna Diversity	Supported	
Radio ON/OFF Control	Supported	
Connector Interface	M.2: PCIe, USB, or UART (M.2 1216 only)	
Operating Temperature	0 to +80 degrees Celsius	
Humidity	50% to 90% RH non-condensing (at temperatures of 25 °C to 35 °C)	
Operating Systems	Microsoft Windows 7*, Microsoft Windows 8.1*, Microsoft Windows 10*, Linux* (limited feature support), Android	
Wi-Fi Alliance* certification	Wi-Fi CERTIFIED* a/b/g/n/ac, WMM*, WMM-PS*, WPA*, WPA2*, WPS2*, Protected Management Frames, Wi-Fi Direct* for peer to peer device connections, Wi-Fi Miracast* as Source.	
IEEE WLAN Standard	IEEE 802.11a/b/g/n/ac, 802.11d, 802.11e, 802.11h, 802.11i, 802.11w; 802.11r, 802.11k, 802.11v pending OS support; Fine Timing Measurement based on 802.11REVmc	
Roaming	Supports seamless roaming between access points	
Bluetooth	Dual Mode Bluetooth* 4.2, BLE	
Security		
Authentication	WPA and WPA2, 802.1X (EAP-TLS, TTLS, PEAP, LEAP, EAP-FAST), EAP-SIM, EAP-AKA, EAP-AKA	
Authentication Protocols	PAP, CHAP, TLS, GTC, MS-CHAP*, MS-CHAPv2	
Encryption	64-bit and 128-bit WEP, 128-bit AES-CCMP	
Wi-Fi Direct* Encryption and Authentication	WPA2-PSK, AES-CCMP	
Compliance		
Product Safety	UL, C-UL, CB (IEC 60950-1)	
Model Numbers		
Models	Model 8265NGWH	802.11ac, 2x2, Bluetooth* 4.2, PCIe, USB, LTE Coexistence, eFEM, M.2 2230 HE
	Model 8265NGW	802.11ac, 2x2, Bluetooth* 4.2, PCIe, USB, M.2 2230 MS
	Model 8265D2W	802.11ac, 2x2, Bluetooth* 4.2, PCIe, LTE Coexistence, M.2 1216 SD
Frequency Modulation	5GHz (802.11ac/n)	2.4GHz (802.11b/g/n)
Frequency band	5.15GHz - 5.85GHz (dependent on country)	2.400 - 2.4835GHz (dependent on country)

Modulation	BPSK, QPSK, 16 QAM, 64 QAM, 256 QAM	CCK, DQPSK, DBPSK
Wireless Medium	5GHz UNII: Orthogonal Frequency Division Multiplexing (OFDM)	2.4GHz ISM: Orthogonal Frequency Division Multiplexing (OFDM)
Channels	All channels as defined by the relevant specification and country rules.	
Spatial streams	Intel® Dual Band Wireless-AC 8265: 2 X 2	
Data Rates	All data rates are theoretical maximums.	
IEEE 802.11ac Data Rates	Intel® Dual Band Wireless-AC 8265: Up to 867 Mbps	
IEEE 802.11n Data Rates	Tx/Rx (Mbps): 300, 270, 243, 240, 216.7, 195, 180, 173.3, 150, 144, 135, 130, 120, 117, 115.5, 90, 86.667, 72.2, 65, 60, 57.8, 45, 43.3, 30, 28.9, 21.7, 15, 14.4, 7.2	
IEEE 802.11a Data Rates	54, 48, 36, 24, 18, 12, 9, 6 Mbps	
IEEE 802.11g Data Rates	54, 48, 36, 24, 18, 12, 9, 6 Mbps	
IEEE 802.11b Data Rates	11, 5.5, 2, 1 Mbps	

Intel® Wireless-AC 9260 (Model 9260NGW)

General	
Dimensions (H x W x D)	<ul style="list-style-type: none"> M.2 2230: 22 mm x 30 mm x 2.4 mm
Weight	<ul style="list-style-type: none"> M.2 2230: 2.6g
Antenna Diversity	Supported
Radio ON/OFF Control	Supported
Connector Interface	M.2: PCIe, USB
Operating Temperature	0 to +80 degrees Celsius
Humidity	50% to 90% RH non-condensing (at temperatures of 25 °C to 35 °C)
Operating Systems	Microsoft Windows 10*, Linux* (limited feature support), Chrome*
Wi-Fi Alliance* certification	Wi-Fi CERTIFIED* a/b/g/n/ac with wave 2 features, WMM*, WMM-PS*, WPA*, WPA2*, WPS2*, Protected Management Frames, Wi-Fi Miracast* as Source, and Wi-Fi Direct*.
IEEE WLAN Standard	IEEE 802.11a/b/g/n/ac, 802.11d, 802.11e, 802.11h, 802.11i, 802.11w; 802.11r, 802.11k, 802.11v pending OS support; Fine Timing Measurement based on 802.11REVmc
Roaming	Supports seamless roaming between access points
Bluetooth	Bluetooth* 5
Security	
Authentication	WPA* and WPA2*, 802.1X (EAP-TLS, TTLS, PEAP, EAP-SIM, EAP-AKA, EAP-AKA)
Authentication Protocols	PAP, CHAP, TLS, MS-CHAP*, MS-CHAPv2*
Encryption	64-bit and 128-bit WEP, 128-bit AES-CCMP
Wi-Fi Direct* Encryption and Authentication	WPA2-PSK, AES-CCMP
Compliance	

US Government	FIPS, FISMA	
Product Safety	UL, C-UL, CB (IEC 60950-1)	
Model Numbers		
Model	9260NGW	802.11ac wave 2, 2x2, Bluetooth* 5, PCIe, USB, M.2 2230
Frequency Modulation	5GHz (802.11ac/n)	2.4GHz (802.11b/g/n)
Frequency band	5.15GHz - 5.85GHz (dependent on country)	2.400 - 2.4835GHz (dependent on country)
Modulation	BPSK, QPSK, 16 QAM, 64 QAM, 256 QAM	CCK, DQPSK, DBPSK
Wireless Medium	5GHz UNII: Orthogonal Frequency Division Multiplexing (OFDM)	2.4GHz ISM: Orthogonal Frequency Division Multiplexing (OFDM)
Channels	All channels as defined by the relevant specification and country rules.	
Spatial streams	Intel® Wireless-AC 9260: 2 X 2	
Data Rates	All data rates are theoretical maximums.	
IEEE 802.11ac Data Rates	1.73 Gbps when using 160MHz channels	
IEEE 802.11n Data Rates	Tx/Rx (Mbps): 300, 270, 243, 240, 216.7, 195, 180, 173.3, 150, 144, 135, 130, 120, 117, 115.5, 90, 86.667, 72.2, 65, 60, 57.8, 45, 43.3, 30, 28.9, 21.7, 15, 14.4, 7.2	
IEEE 802.11a Data Rates	54, 48, 36, 24, 18, 12, 9, 6 Mbps	
IEEE 802.11g Data Rates	54, 48, 36, 24, 18, 12, 9, 6 Mbps	
IEEE 802.11b Data Rates	11, 5.5, 2, 1 Mbps	

Intel® Wireless-AC 9560 (Models 9560NGW/9560D2W)

General	
Dimensions (H x W x D)	<ul style="list-style-type: none"> M.2 2230: 22 mm x 30 mm x 2.4 mm M.2 1216: 12 mm x 16 mm x 1.8 mm
Weight	<ul style="list-style-type: none"> M.2 2230: 2.6g M.2 1216: 0.6g
Antenna Diversity	Supported
Radio ON/OFF Control	Supported
Connector Interface	M.2: CNVio
Operating Temperature	0 to +80 degrees Celsius
Humidity	50% to 90% RH non-condensing (at temperatures of 25 °C to 35 °C)
Operating Systems	Microsoft Windows 10*, Linux* (limited feature support), Chrome*
Wi-Fi Alliance* certification	Wi-Fi CERTIFIED* a/b/g/n/ac with wave 2 features, WMM*, WMM-PS*, WPA*, WPA2*, WPS2*, Protected Management Frames, Wi-Fi Miracast* as Source, and Wi-Fi Direct* (For Microsoft Windows* only).
IEEE WLAN Standard	IEEE 802.11a/b/g/n/ac, 802.11d, 802.11e, 802.11h, 802.11i, 802.11w; 802.11r, 802.11k, 802.11v pending OS support; Fine Timing Measurement based on 802.11-2016

Roaming	Supports seamless roaming between access points	
Bluetooth	Bluetooth* 5	
Security		
Authentication	WPA* and WPA2*, 802.1X (EAP-TLS, TTLS, PEAP, EAP-SIM, EAP-AKA, EAP-AKA)	
Authentication Protocols	PAP, CHAP, TLS, MS-CHAP*, MS-CHAPv2*	
Encryption	64-bit and 128-bit WEP, 128-bit AES-CCMP	
Wi-Fi Direct* Encryption and Authentication	WPA2-PSK, AES-CCMP	
Compliance		
US Government	FIPS, FISMA	
Product Safety	UL, C-UL, CB (IEC 60950-1)	
Model Numbers		
Models	9560NGW	802.11ac wave 2, 2x2, Bluetooth* 5, PCIe, USB, M.2 2230
	9560D2W	802.11ac wave 2, 2x2, Bluetooth* 5, PCIe, USB, M.2 1216
Frequency Modulation	5GHz (802.11ac/n)	2.4GHz (802.11b/g/n)
Frequency band	5.15GHz - 5.85GHz (dependent on country)	2.400 - 2.4835GHz (dependent on country)
Modulation	BPSK, QPSK, 16 QAM, 64 QAM, 256 QAM	CCK, DQPSK, DBPSK
Wireless Medium	5GHz UNII: Orthogonal Frequency Division Multiplexing (OFDM)	2.4GHz ISM: Orthogonal Frequency Division Multiplexing (OFDM)
Channels	All channels as defined by the relevant specification and country rules.	
Spatial streams	Intel® Wireless-AC 9560: 2 X 2	
Data Rates	All data rates are theoretical maximums.	
IEEE 802.11ac Data Rates	1.73 Gbps when using 160MHz channels	
IEEE 802.11n Data Rates	Tx/Rx (Mbps): 300, 270, 243, 240, 216.7, 195, 180, 173.3, 150, 144, 135, 130, 120, 117, 115.5, 90, 86.667, 72.2, 65, 60, 57.8, 45, 43.3, 30, 28.9, 21.7, 15, 14.4, 7.2	
IEEE 802.11a Data Rates	54, 48, 36, 24, 18, 12, 9, 6 Mbps	
IEEE 802.11g Data Rates	54, 48, 36, 24, 18, 12, 9, 6 Mbps	
IEEE 802.11b Data Rates	11, 5.5, 2, 1 Mbps	

Intel® Tri-Band Wireless-AC 17265 (17265NGW/17265NGW LC)

Form Factors	M.2 Type 3030
Electrical interfaces	M.2 Key 1-DP: 2xPCIe, USB, DP. Interface to Intel® Wireless Gigabit-Antenna M10041 Module using X-FL, and one dedicated for Bluetooth
Antenna Interface Connector	X.FL; Hirose U.FL-R-SMT mates with cable connector U.FL-LP-066
Antenna Diversity	On-board diversity
IEEE 802.11	802.11ac, 802.11ad, 802.11abgn, 802.11a, 802.11d, 802.11e, 802.11i, 802.11h,

Networking Standards	802.11w		
Operating Temperature	0 to +80 degrees Celsius		
Humidity	50% to 90% RH non-condensing (at temperatures of 25 °C to 35 °C)		
Frequency Modulation	60GHz (802.11ad)	5GHz (802.11ac/n)	2.4GHz (802.11b/g/n)
Frequency band	57GHz - 64GHz (dependent on country)	5.15GHz - 5.85GHz (dependent on country)	2.400 - 2.4835GHz (dependent on country)
Modulation	DPSK, BPSK, QPSK, 16 QAM,	BPSK, QPSK, 16 QAM, 64 QAM, 256 QAM	CCK, DQPSK, DBPSK
Wireless Medium	DMG control PHY, DMG SC PHY	5GHz UNII: Orthogonal Frequency Division Multiplexing (OFDM)	2.4GHz ISM: Orthogonal Frequency Division Multiplexing (OFDM)
Channels	1, 2 and 3, subject to country rules	All channels as defined by the relevant specification and country rules.	
Spatial streams	N/A	Intel® Tri-Band Wireless-AC 17265	
Data Rates	All data rates are theoretical maximums.		
IEEE 802.11ac Data Rates	Intel® Tri-Band Wireless-AC 17265: Up to 867 Mbps		
IEEE 802.11ad Data Rates	4620, 3850, 3080, 2503, 2310, 1925, 1540, 1251, 1155, 963, 770, 385 Mbps		
IEEE 802.11n Data Rates	Tx/Rx (Mbps): 300, 270, 243, 240, 216.7, 195, 180, 173.3, 150, 144, 135, 130, 120, 117, 115.5, 90, 86.667, 72.2, 65, 60, 57.8, 45, 43.3, 30, 28.9, 21.7, 15, 14.4, 7.2		
IEEE 802.11a Data Rates	54, 48, 36, 24, 18, 12, 9, 6 Mbps		
IEEE 802.11g Data Rates	54, 48, 36, 24, 18, 12, 9, 6 Mbps		
IEEE 802.11b Data Rates	11, 5.5, 2, 1 Mbps		
Bluetooth	Dual Mode Bluetooth* 2.1, 2.1+EDR, 3.0, 3.0+HS, 4.0 (BLE)		
General			
Operating Systems	Microsoft Windows 7*, Microsoft Windows 8.1* with connected standby		
Wi-Fi Alliance* certification	Wi-Fi CERTIFIED* for 802.11ac, a/b/g, n, WMM*, WPA*, WPA2*, and WPS, WPS 2.0, Protected Management Frames. Wi-Fi Direct* for peer-to-peer device connections.		
Architecture	Infrastructure and SoftAP; Supports simultaneous Client and SoftAP modes		
Cisco Compatible Extensions certification	Cisco Compatible Extensions, v4.0		
Security			
Authentication	WPA and WPA2, 802.1X (EAP-TLS, TTLS, PEAP, LEAP, EAP-FAST), EAP-SIM, EAP-AKA		
Authentication Protocols	PAP, CHAP, TLS, GTC, MS-CHAP*, MS-CHAPv2		
Encryption	64-bit and 128-bit WEP, AES-CCMP, AES-CGMP, TKIP		
Wi-Fi Direct* Encryption and Authentication	WPA2, AES-CCMP		
Product Safety	UL, C-UL, CB (IEC/EN 60950-1)		

Intel® Tri-Band Wireless-AC 17265 (17265NGW/17265NGW LC)

Form Factors	M.2 Type 3030		
Electrical interfaces	M.2 Key 1-DP: 2xPCIe, USB, DP. Interface to Intel® Wireless Gigabit-Antenna M10041 Module using X-FL, and one dedicated for Bluetooth		
Antenna Interface Connector	X.FL; Hirose U.FL-R-SMT mates with cable connector U.FL-LP-066		
Antenna Diversity	On-board diversity		
IEEE 802.11 Networking Standards	802.11ac, 802.11ad, 802.11abgn, 802.11a, 802.11d, 802.11e, 802.11i, 802.11h, 802.11w		
Operating Temperature	0 to +80 degrees Celsius		
Humidity	50% to 90% RH non-condensing (at temperatures of 25 °C to 35 °C)		
Frequency Modulation	60GHz (802.11ad)	5GHz (802.11ac/n)	2.4GHz (802.11b/g/n)
Frequency band	57GHz - 64GHz (dependent on country)	5.15GHz - 5.85GHz (dependent on country)	2.400 - 2.4835GHz (dependent on country)
Modulation	DPSK, BPSK, QPSK, 16 QAM,	BPSK, QPSK, 16 QAM, 64 QAM, 256 QAM	CCK, DQPSK, DBPSK
Wireless Medium	DMG control PHY, DMG SC PHY	5GHz UNII: Orthogonal Frequency Division Multiplexing (OFDM)	2.4GHz ISM: Orthogonal Frequency Division Multiplexing (OFDM)
Channels	1, 2 and 3, subject to country rules	All channels as defined by the relevant specification and country rules.	
Spatial streams	N/A	Intel® Tri-Band Wireless-AC 17265	
Data Rates	All data rates are theoretical maximums.		
IEEE 802.11ac Data Rates	Intel® Tri-Band Wireless-AC 17265: Up to 867 Mbps		
IEEE 802.11ad Data Rates	4620, 3850, 3080, 2503, 2310, 1925, 1540, 1251, 1155, 963, 770, 385 Mbps		
IEEE 802.11n Data Rates	Tx/Rx (Mbps): 300, 270, 243, 240, 216.7, 195, 180, 173.3, 150, 144, 135, 130, 120, 117, 115.5, 90, 86.667, 72.2, 65, 60, 57.8, 45, 43.3, 30, 28.9, 21.7, 15, 14.4, 7.2		
IEEE 802.11a Data Rates	54, 48, 36, 24, 18, 12, 9, 6 Mbps		
IEEE 802.11g Data Rates	54, 48, 36, 24, 18, 12, 9, 6 Mbps		
IEEE 802.11b Data Rates	11, 5.5, 2, 1 Mbps		
Bluetooth	Dual Mode Bluetooth* 2.1, 2.1+EDR, 3.0, 3.0+HS, 4.0 (BLE)		
General			
Operating Systems	Microsoft Windows 7*, Microsoft Windows 8.1* with connected standby		
Wi-Fi Alliance* certification	Wi-Fi CERTIFIED* for 802.11ac, a/b/g, n, WMM*, WPA*, WPA2*, and WPS, WPS 2.0, Protected Management Frames. Wi-Fi Direct* for peer-to-peer device connections.		
Architecture	Infrastructure and SoftAP; Supports simultaneous Client and SoftAP modes		
Cisco Compatible Extensions	Cisco Compatible Extensions, v4.0		

certification	
Security	
Authentication	WPA and WPA2, 802.1X (EAP-TLS, TTLS, PEAP, LEAP, EAP-FAST), EAP-SIM, EAP-AKA
Authentication Protocols	PAP, CHAP, TLS, GTC, MS-CHAP*, MS-CHAPv2
Encryption	64-bit and 128-bit WEP, AES-CCMP, AES-CGMP, TKIP
Wi-Fi Direct* Encryption and Authentication	WPA2, AES-CCMP
Product Safety	UL, C-UL, CB (IEC/EN 60950-1)

Intel® Tri-Band Wireless-AC 18260 (18260NGW)

Form Factors	M.2 Type 2230		
Electrical interfaces	M.2 Key 1-DP: 2xPCIe, USB, DP. Interface to Intel® Wireless Gigabit-Antenna M10041 or M10042 Module using X-FL (single coax cable to carry power, IF and control)		
Dimensions	22 mm x 30 mm x S3 [1.5mm Max (Top Side)/ 0.1mm max (bottom side)]		
Antenna Interface Connector	X.FL; Hirose U.FL-R-SMT mates with cable connector U.FL-LP-066		
Antenna Diversity	On-board diversity		
IEEE 802.11 Networking Standards	IEEE 802.11abgn, 802.11ac, 802.11ad, 802.11d, 802.11e, 802.11i, 802.11h, 802.11w		
Operating Temperature	0 to +80 degrees Celsius		
Humidity	50% to 90% RH non-condensing (at temperatures of 25 °C to 35 °C)		
Frequency Modulation	60GHz (802.11ad)	5GHz (802.11ac/n)	2.4GHz (802.11b/g/n)
Frequency band	57GHz - 64GHz (dependent on country)	5.15GHz - 5.85GHz (dependent on country)	2.400 - 2.4835GHz (dependent on country)
Modulation	DPSK, BPSK, QPSK, 16 QAM,	BPSK, QPSK, 16 QAM, 64 QAM, 256 QAM	CCK, DQPSK, DBPSK
Wireless Medium	DMG control PHY, DMG SC PHY	5GHz UNII: Orthogonal Frequency Division Multiplexing (OFDM)	2.4GHz ISM: Orthogonal Frequency Division Multiplexing (OFDM)
Channels	1, 2 and 3, subject to country rules	All channels as defined by the relevant specification and country rules.	
Spatial streams	N/A	Intel® Tri-Band Wireless-AC 18260	
Data Rates	All data rates are theoretical maximums.		
IEEE 802.11ac Data Rates	Intel® Tri-Band Wireless-AC 18260: Up to 867 Mbps		
IEEE 802.11ad Data Rates	4620, 3850, 3080, 2503, 2310, 1925, 1540, 1251, 1155, 963, 770, 385 Mbps		
IEEE 802.11n Data Rates	Tx/Rx (Mbps): 300, 270, 243, 240, 216.7, 195, 180, 173.3, 150, 144, 135, 130, 120, 117, 115.5, 90, 86.667, 72.2, 65, 60, 57.8, 45, 43.3, 30, 28.9, 21.7, 15, 14.4, 7.2		
IEEE 802.11a Data Rates	54, 48, 36, 24, 18, 12, 9, 6 Mbps		

IEEE 802.11g Data Rates	54, 48, 36, 24, 18, 12, 9, 6 Mbps
IEEE 802.11b Data Rates	11, 5.5, 2, 1 Mbps
Bluetooth	Dual Mode Bluetooth* 2.1, 2.1+EDR, 3.0, 3.0+HS, 4.0 (BLE), 4.1
General	
Operating Systems	Microsoft Windows 7*, Microsoft Windows 8.1* with connected standby
Wi-Fi Alliance* certification	Wi-Fi CERTIFIED* for 802.11ac, a/b/g, n, WMM*, WPA*, WPA2*, and WPS, WPS 2.0, Protected Management Frames. Wi-Fi Direct* for peer-to-peer device connections.
Architecture	Infrastructure and SoftAP; Supports simultaneous Client and SoftAP modes
Cisco Compatible Extensions certification	Cisco Compatible Extensions, v4.0
Security	
Authentication	WPA and WPA2, 802.1X (EAP-TLS, TTLS, PEAP, LEAP, EAP-FAST), EAP-SIM, EAP-AKA
Authentication Protocols	PAP, CHAP, TLS, GTC, MS-CHAP*, MS-CHAPv2
Encryption	64-bit and 128-bit WEP, AES-CCMP, AES-CGMP, TKIP
Wi-Fi Direct* Encryption and Authentication	WPA2, AES-CCMP
Product Safety	UL, C-UL, CB (IEC/EN 60950-1)

Intel® Tri-Band Wireless-AC 18265 (18265NGW)

General	
Dimensions (H x W x D)	M.2 2230: 22 mm x 30 mm x 2.4 mm [1.5mm Max (Top Side)/ 0.1mm Max (Bottom Side)]
Weight	M.2 2230: 2.4g
Antenna Diversity	Supported
Radio ON/OFF Control	Supported
Connector interface	M.2: PCIe, USB Interface to Intel® Wireless Gigabit-Antenna M10101 Module using X-FL (single coax cable to carry power, IF and control)
Operating Temperature (Adapter Shield)	0 to +80 °C
Humidity Non-Operating	50% to 90% RH non-condensing (at temperatures of 25 °C to 35 °C)
Operating Systems	Microsoft Windows 7*, Microsoft Windows 8.1*, Microsoft Windows 10, Linux* (limited feature support), Android
Wi-Fi Alliance	Wi-Fi CERTIFIED* a/b/g/n/ac, WMM*, WMM-PS*, WPA*, WPA2*, WPS2, Protected Management Frames, Wi-Fi Direct* for peer to peer device connections, Wi-Fi Miracast as Source
IEEE WLAN Standard	IEEE 802.11a/b/g/n/ac, 802.11d, 802.11e, 802.11h, 802.11i, 802.11w; 802.11r, 802.11k, 802.11v pending OS support; Fine Timing Measurement based on 802.11REVmc
Roaming	Supports seamless roaming between respective access points
Bluetooth	Dual Mode Bluetooth* 4.2, BLE

Frequency Modulation	60GHz (802.11ad)	5GHz (802.11ac/n)	2.4GHz (802.11b/g/n)
Frequency band	57GHz - 64GHz (dependent on country)	5.15GHz - 5.85GHz (dependent on country)	2.400 - 2.4835GHz (dependent on country)
Modulation	DPSK, BPSK, QPSK, 16 QAM,	BPSK, QPSK, 16 QAM, 64 QAM, 256 QAM	CCK, DQPSK, DBPSK
Wireless Medium	DMG control PHY, DMG SC PHY	5GHz UNII: Orthogonal Frequency Division Multiplexing (OFDM)	2.4GHz ISM: Orthogonal Frequency Division Multiplexing (OFDM)
Channels	1, 2 and 3, subject to country rules	All channels as defined by the relevant specification and country rules.	
Spatial streams	N/A	Intel® Tri-Band Wireless-AC 18265	
Data Rates	All data rates are theoretical maximums.		
IEEE 802.11ac Data Rates	Up to 867 Mbps		
IEEE 802.11ad Data Rates	4620, 3850, 3080, 2503, 2310, 1925, 1540, 1251, 1155, 963, 770, 385 Mbps		
IEEE 802.11n Data Rates	Tx/Rx (Mbps): 300, 270, 243, 240, 216.7, 195, 180, 173.3, 150, 144, 135, 130, 120, 117, 115.5, 90, 86.667, 72.2, 65, 60, 57.8, 45, 43.3, 30, 28.9, 21.7, 15, 14.4, 7.2		
IEEE 802.11a Data Rates	54, 48, 36, 24, 18, 12, 9, 6 Mbps		
IEEE 802.11g Data Rates	54, 48, 36, 24, 18, 12, 9, 6 Mbps		
IEEE 802.11b Data Rates	11, 5.5, 2, 1 Mbps		
Security			
Authentication	WPA and WPA2, 802.1X (EAP-TLS, TTLS, PEAP), EAP-SIM, EAP-AKA		
Authentication Protocols	PAP, CHAP, TLS, GTC, MS-CHAP*, MS-CHAPv2		
Encryption	64-bit and 128-bit WEP, AES-CCMP		
Wi-Fi Direct* Encryption and Authentication	WPA2-PSK, AES-CCMP		
Compliance			
Product Safety	UL, C-UL, CB (IEC 60950-1)		

Intel® Wireless Gigabit Sink W13100

Form Factors	M.2 Type 3030
Electrical interfaces	M.2 Key 1-DP: 2xPCIe, USB, DP. Interface to Intel® Wireless Gigabit-Antenna M10041 Module using X-FL, and one dedicated for Bluetooth
Antenna Interface Connector	X.FL
Antenna Diversity	On-board diversity
IEEE 802.11 Networking Standards	802.11ac, 802.11ad, 802.11abgn, 802.11a, 802.11d, 802.11e, 802.11i, 802.11h, 802.11w
Operating Temperature	0 to +80 degrees Celsius

Humidity	50% to 90% RH non-condensing (at temperatures of 25 °C to 35 °C)
Frequency Modulation	60GHz (802.11ad)
Frequency band	57GHz - 64GHz (dependent on country)
Modulation	DPSK, BPSK, QPSK, 16 QAM,
Wireless Medium	DMG control PHY, DMG SC PHY
Channels	1, 2 and 3, subject to country rules
Spatial streams	Intel® Wireless Gigabit Sink W13100
Data Rates	All data rates are theoretical maximums.
IEEE 802.11ad Data Rates	4620, 3850, 3080, 2503, 2310, 1925, 1540, 1251, 1155, 963, 770, 385 Mbps
General	
Operating Systems	Microsoft Windows 7*, Microsoft Windows 8.1* with connected standby
Architecture	Infrastructure and SoftAP; Supports simultaneous Client and SoftAP modes
Cisco Compatible Extensions certification	Cisco Compatible Extensions, v4.0
Security	
Authentication	WPA and WPA2, 802.1X (EAP-TLS, TTLS, PEAP, LEAP, EAP-FAST), EAP-SIM, EAP-AKA
Authentication Protocols	PAP, CHAP, TLS, GTC, MS-CHAP*, MS-CHAPv2
Encryption	64-bit and 128-bit WEP, AES-CCMP, AES-CGMP, TKIP
Wi-Fi Direct* Encryption and Authentication	WPA2, AES-CCMP
Product Safety	UL, C-UL, CB (IEC/EN 60950-1)

Intel® Wireless Gigabit 11000

Dimensions	20.5 mm x 14.2 mm x 1.8 mm (shield included)
Weight	2 grams
Electrical interfaces	Soldered module has a proprietary land plan. Interface to Intel® Wireless Gigabit Antenna-M 10042R using X-FL (single coax cable to carry power, IF and control)
Antenna Interface Connector	X.FL
Antenna Diversity	On-board diversity
IEEE 802.11 Networking Standards	802.11ad
Operating Temperature	0 to +80 degrees Celsius
Humidity	50% to 90% RH non-condensing (at temperatures of 25 °C to 35 °C)
Frequency Modulation	60GHz (802.11ad)
Frequency band	57GHz - 64GHz (dependent on country)
Modulation	DPSK, BPSK, QPSK, 16 QAM,
Channels	1, 2 and 3, subject to country rules
Data Rates	All data rates are theoretical maximums.
IEEE 802.11ad Data Rates	4620, 3850, 3080, 2503, 2310, 1925, 1540, 1251, 1155, 963, 770, 385 Mbps

GeneralOperating
SystemsMicrosoft Windows 7*, Microsoft Windows 8.1* with connected standby, Microsoft
Windows 10* with connected standby[Back to Top](#)[Back to Contents](#)[Trademarks and Disclaimers](#)

Important Information

- [Safety Information](#)
 - [Third Party Software Notices](#)
-

Safety Information

It is important that you read the safety information regarding your WiFi adapter. Please see the **User's Guide** for safety and regulatory notices.

Third Party Software Notices

Portions of Intel® PROSet/Wireless WiFi Connection Utility include software under the following terms:

OpenSSL License

Copyright (c) 1998-2006 The OpenSSL Project. All rights reserved.

Redistribution and use in source and binary forms, with or without modification, are permitted provided that the following conditions are met:

1. Redistributions of source code must retain the above copyright notice, this list of conditions and the following disclaimer.
2. Redistributions in binary form must reproduce the above copyright notice, this list of conditions and the following disclaimer in the documentation and/or other materials provided with the distribution.
3. All advertising materials mentioning features or use of this software must display the following acknowledgment: "This product includes software developed by the OpenSSL Project for use in the OpenSSL Toolkit. (<http://www.openssl.org/>)"
4. The names "OpenSSL Toolkit" and "OpenSSL Project" must not be used to endorse or promote products derived from this software without prior written permission. For written permission, please contact openssl-core@openssl.org.
5. Products derived from this software may not be called "OpenSSL" nor may "OpenSSL" appear in their names without prior written permission of the OpenSSL Project.
6. Redistributions of any form whatsoever must retain the following acknowledgment: "This product includes software developed by the OpenSSL Project for use in the OpenSSL Toolkit (<http://www.openssl.org/>)"

THIS SOFTWARE IS PROVIDED BY THE OpenSSL PROJECT "AS IS" AND ANY EXPRESSED OR IMPLIED WARRANTIES, INCLUDING, BUT NOT LIMITED TO, THE IMPLIED WARRANTIES OF MERCHANTABILITY AND FITNESS FOR A PARTICULAR PURPOSE ARE DISCLAIMED. IN NO EVENT SHALL THE OpenSSL PROJECT OR ITS CONTRIBUTORS BE LIABLE FOR ANY DIRECT, INDIRECT, INCIDENTAL, SPECIAL, EXEMPLARY, OR CONSEQUENTIAL DAMAGES (INCLUDING, BUT NOT LIMITED TO, PROCUREMENT OF SUBSTITUTE GOODS OR SERVICES; LOSS OF USE, DATA, OR PROFITS; OR BUSINESS INTERRUPTION) HOWEVER CAUSED AND ON ANY THEORY OF LIABILITY, WHETHER IN CONTRACT, STRICT LIABILITY, OR TORT (INCLUDING NEGLIGENCE OR OTHERWISE) ARISING IN ANY WAY OUT OF THE USE OF THIS SOFTWARE, EVEN IF ADVISED OF THE POSSIBILITY OF SUCH DAMAGE.

This product includes cryptographic software written by Eric Young (ey@cryptsoft.com). This product includes software written by Tim Hudson (tjh@cryptsoft.com).

Original SSLeay License

Copyright (C) 1995-1998 Eric Young (ey@cryptsoft.com)
All rights reserved.

This package is an SSL implementation written by Eric Young (eay@cryptsoft.com). The implementation was written so as to conform with Netscape's SSL.

This library is free for commercial and non-commercial use as long as the following conditions are adhered to. The following conditions apply to all code found in this distribution, be it the RC4, RSA, lhash, DES, etc., code; not just the SSL code. The SSL documentation included with this distribution is covered by the same copyright terms except that the holder is Tim Hudson (tjh@cryptsoft.com).

Copyright remains Eric Young's, and as such any Copyright notices in the code are not to be removed. If this package is used in a product, Eric Young should be given attribution as the author of the parts of the library used. This can be in the form of a textual message at program startup or in documentation (online or textual) provided with the package.

Redistribution and use in source and binary forms, with or without modification, are permitted provided that the following conditions are met:

1. Redistributions of source code must retain the copyright notice, this list of conditions and the following disclaimer.
2. Redistributions in binary form must reproduce the above copyright notice, this list of conditions and the following disclaimer in the documentation and/or other materials provided with the distribution.
3. All advertising materials mentioning features or use of this software must display the following acknowledgement: "This product includes cryptographic software written by Eric Young (eay@cryptsoft.com)" The word 'cryptographic' can be left out if the routines from the library being used are not cryptographic related.
4. If you include any Windows specific code (or a derivative thereof) from the apps directory (application code) you must include an acknowledgement: "This product includes software written by Tim Hudson (tjh@cryptsoft.com)"

THIS SOFTWARE IS PROVIDED BY ERIC YOUNG "AS IS:" AND ANY EXPRESS OR IMPLIED WARRANTIES, INCLUDING, BUT NOT LIMITED TO, THE IMPLIED WARRANTIES OF MERCHANTABILITY AND FITNESS FOR A PARTICULAR PURPOSE ARE DISCLAIMED. IN NO EVENT SHALL THE AUTHOR OR CONTRIBUTORS BE LIABLE FOR ANY DIRECT, INDIRECT, INCIDENTAL, SPECIAL, EXEMPLARY, OR CONSEQUENTIAL DAMAGES (INCLUDING, BUT NOT LIMITED TO, PROCUREMENT OF SUBSTITUTE GOODS OR SERVICES; LOSS OF USE, DATA, OR PROFITS; OR BUSINESS INTERRUPTION) HOWEVER CAUSED AND ON ANY THEORY OF LIABILITY, WHETHER IN CONTRACT, STRICT LIABILITY, OR TORT (INCLUDING NEGLIGENCE OR OTHERWISE) ARISING IN ANY WAY OUT OF THE USE OF THIS SOFTWARE, EVEN IF ADVISED OF THE POSSIBILITY OF SUCH DAMAGE.

The license and distribution terms for any publicly available version or derivative of this code cannot be changed. i.e. this code cannot simply be copied and put under another distribution license [including the GNU Public License.]

zlib.h -- interface of the 'zlib' general purpose compression library, version 1.2.3, July 18th, 2005

Copyright (C) 1995-2005 Jean-loup Gailly and Mark Adler

This software is provided 'as-is', without any express or implied warranty. In no event will the authors be held liable for any damages arising from the use of this software. Permission is granted to anyone to use this software for any purpose, including commercial applications, and to alter it and redistribute it freely, subject to the following restrictions:

1. The origin of this software must not be misrepresented; you must not claim that you wrote the original software. If you use this software in a product, an acknowledgment in the product documentation would be appreciated but is not required.
2. Altered source versions must be plainly marked as such, and must not be misrepresented as being the original software.
3. This notice may not be removed or altered from any source distribution.

Jean-loup Gailly jloup@gzip.org

Mark Adler madler@alumni.caltech.edu

Adapter Driver

Portions of the driver include software under the following terms:

WPA Supplicant

Copyright (c) 2003-2007, Jouni Malinen <jkmaline@cc.hut.fi> and contributors. All rights reserved. Redistribution and use in source and binary forms, with or without modification, are permitted provided that the following conditions are met:

- Redistributions of source code must retain the above copyright notice, this list of conditions and the following disclaimer.
- Redistributions in binary form must reproduce the above copyright notice, this list of conditions and the following disclaimer in the documentation and/or other materials provided with the distribution.
- Neither the name of Jouni Malinen nor the names of its contributors may be used to endorse or promote products derived from this software without specific prior written permission.

THIS SOFTWARE IS PROVIDED BY THE COPYRIGHT HOLDERS AND CONTRIBUTORS "AS IS" AND ANY EXPRESS OR IMPLIED WARRANTIES, INCLUDING, BUT NOT LIMITED TO, THE IMPLIED WARRANTIES OF MERCHANTABILITY AND FITNESS FOR A PARTICULAR PURPOSE ARE DISCLAIMED. IN NO EVENT SHALL THE COPYRIGHT OWNER OR CONTRIBUTORS BE LIABLE FOR ANY DIRECT, INDIRECT, INCIDENTAL, SPECIAL, EXEMPLARY, OR CONSEQUENTIAL DAMAGES (INCLUDING, BUT NOT LIMITED TO, PROCUREMENT OF SUBSTITUTE GOODS OR SERVICES; LOSS OF USE, DATA, OR PROFITS; OR BUSINESS INTERRUPTION) HOWEVER CAUSED AND ON ANY THEORY OF LIABILITY, WHETHER IN CONTRACT, STRICT LIABILITY, OR TORT (INCLUDING NEGLIGENCE OR OTHERWISE) ARISING IN ANY WAY OUT OF THE USE OF THIS SOFTWARE, EVEN IF ADVISED OF THE POSSIBILITY OF SUCH DAMAGE.

Copyright (c) 2001, Dr Brian Gladman <brg@gladman.me.uk>, Worcester, UK.
All rights reserved.

LICENSE TERMS

The free distribution and use of this software in both source and binary form is allowed (with or without changes) provided that:

1. Distributions of this source code include the above copyright notice, this list of conditions and the following disclaimer;
2. distributions in binary form include the above copyright notice, this list of conditions and the following disclaimer in the documentation and/or other associated materials;
3. the copyright holder's name is not used to endorse products built using this software without specific written permission.

DISCLAIMER

This software is provided 'as is' with no explicit or implied warranties in respect of its properties, including, but not limited to, correctness and fitness for purpose.

Issue Date: 29/07/2002

This file contains the definitions required to use AES (Rijndael) in C.

Portions Licensed from Devicescap Software, Inc.

Intel® PROSet/Wireless WiFi Connection Utility contains software licensed from Devicescap Software, Inc. Copyright (c) 2004 - 2008 Devicescap Software, Inc. All rights reserved.

"Odd Button" Artistic License

Portions of this software contain the standard version of "Odd Button" licensed under the Artistic License. The source code for "Odd Button" may be found online at <http://sourceforge.net/projects/oddbutton>.

[Back to Top](#)

[Back to Contents](#)

[Trademarks and Disclaimers](#)

[Back to Contents](#)

Customer Support

Intel support is available online or by telephone. Available services include the most up-to-date product information, installation instructions about specific products, and troubleshooting tips.

Online Support

Technical Support: <http://www.intel.com/support>

Network Product Support: <http://www.intel.com/network>

Corporate Web Site: <http://www.intel.com>

[Back to Top](#)

[Back to Contents](#)

[Trademarks and Disclaimers](#)

Warranty Information

One-Year Limited Hardware Warranty

Limited Warranty

In this warranty statement, the term "Product" applies to the wireless adapters listed in [Specifications](#).

Intel warrants to the purchaser of the Product that the Product, if properly used and installed, will be free from defects in material and workmanship and will substantially conform to Intel's publicly available specifications for the Product for a period of one (1) year beginning on the date the Product was purchased in its original sealed packaging.

SOFTWARE OF ANY KIND DELIVERED WITH OR AS PART OF THE PRODUCT IS EXPRESSLY PROVIDED "AS IS", SPECIFICALLY EXCLUDING ALL OTHER WARRANTIES, EXPRESS, IMPLIED (INCLUDING WITHOUT LIMITATION, WARRANTIES OF MERCHANTABILITY, NON-INFRINGEMENT OR FITNESS FOR A PARTICULAR PURPOSE), provided however, that Intel warrants that the media on which the software is furnished will be free from defects for a period of ninety (90) days from the date of delivery. If such a defect appears within the warranty period, you may return the defective media to Intel for replacement or alternative delivery of the software at Intel's discretion and without charge. Intel does not warrant or assume responsibility for the accuracy or completeness of any information, text, graphics, links or other items contained within the software.

If the Product which is the subject of this Limited Warranty fails during the warranty period for reasons covered by this Limited Warranty, Intel, at its option, will:

- **REPAIR** the Product by means of hardware and/or software; OR
- **REPLACE** the Product with another product, OR, if Intel is unable to repair or replace the Product,
- **REFUND** the then-current Intel price for the Product at the time a claim for warranty service is made to Intel under this Limited Warranty.

THIS LIMITED WARRANTY, AND ANY IMPLIED WARRANTIES THAT MAY EXIST UNDER APPLICABLE STATE, NATIONAL, PROVINCIAL OR LOCAL LAW, APPLY ONLY TO YOU AS THE ORIGINAL PURCHASER OF THE PRODUCT.

Extent of Limited Warranty

Intel does not warrant that the Product, whether purchased stand-alone or integrated with other products, including without limitation, semi-conductor components, will be free from design defects or errors known as "errata." Current characterized errata are available upon request. Further, this Limited Warranty does NOT cover: (i) any costs associated with the replacement or repair of the Product, including labor, installation or other costs incurred by you, and in particular, any costs relating to the removal or replacement of any Product soldered or otherwise permanently affixed to any printed circuit board or integrated with other products; (ii) damage to the Product due to external causes, including accident, problems with electrical power, abnormal, mechanical or environmental conditions, usage not in accordance with product instructions, misuse, neglect, accident, abuse, alteration, repair, improper or unauthorized installation or improper testing, or (iii) any Product which has been modified or operated outside of Intel's publicly available specifications or where the original product identification markings (trademark or serial number) have been removed, altered or obliterated from the Product; or (iv) issues resulting from modification (other than by Intel) of software products provided or included in the Product, (v) incorporation of software products, other than those software products provided or included in the Product by Intel, or (vi) failure to apply Intel-supplied modifications or corrections to any software provided with or included in the Product.

How to Obtain Warranty Service

To obtain warranty service for the Product, you may contact your original place of purchase in accordance with its instructions or you may contact Intel. To request warranty service from Intel, you must contact the Intel Customer Support ("ICS") center in your region (<http://www.intel.com/support/wireless/>) within the warranty period during normal business hours (local time), excluding holidays and return the Product to the designated ICS center. Please be prepared to provide: (1) your name, mailing address, email address, telephone numbers and, in the USA, valid

credit card information; (2) proof of purchase; (3) model name and product identification number found on the Product; and (4) an explanation of the problem. The Customer Service Representative may need additional information from you depending on the nature of the problem. Upon ICS's verification that the Product is eligible for warranty service, you will be issued a Return Material Authorization ("RMA") number and provided with instructions for returning the Product to the designated ICS center. When you return the Product to the ICS center, you must include the RMA number on the outside of the package. Intel will not accept any returned Product without an RMA number, or that has an invalid RMA number, on the package. You must deliver the returned Product to the designated ICS center in the original or equivalent packaging, with shipping charges pre-paid (within the USA), and assume the risk of damage or loss during shipment. Intel may elect to repair or replace the Product with either a new or reconditioned Product or components, as Intel deems appropriate. The repaired or replaced product will be shipped to you at the expense of Intel within a reasonable period of time after receipt of the returned Product by ICS. The returned Product shall become Intel's property on receipt by ICS. The replacement product is warranted under this written warranty and is subject to the same limitations of liability and exclusions for ninety (90) days or the remainder of the original warranty period, whichever is longer. If Intel replaces the Product, the Limited Warranty period for the replacement Product is not extended.

WARRANTY LIMITATIONS AND EXCLUSIONS

THIS WARRANTY REPLACES ALL OTHER WARRANTIES FOR THE PRODUCT AND INTEL DISCLAIMS ALL OTHER WARRANTIES, EXPRESS OR IMPLIED INCLUDING, WITHOUT LIMITATION, THE IMPLIED WARRANTIES OF MERCHANTABILITY, FITNESS FOR A PARTICULAR PURPOSE, NON-INFRINGEMENT, COURSE OF DEALING AND USAGE OF TRADE. **Some states (or jurisdictions) do not allow the exclusion of implied warranties so this limitation may not apply to you.** ALL EXPRESS AND IMPLIED WARRANTIES ARE LIMITED IN DURATION TO THE LIMITED WARRANTY PERIOD. NO WARRANTIES APPLY AFTER THAT PERIOD. **Some states (or jurisdictions) do not allow limitations on how long an implied warranty lasts, so this limitation may not apply to you.**

LIMITATIONS OF LIABILITY

INTEL'S RESPONSIBILITY UNDER THIS OR ANY OTHER WARRANTY, IMPLIED OR EXPRESS, IS LIMITED TO REPAIR, REPLACEMENT OR REFUND, AS SET FORTH ABOVE. THESE REMEDIES ARE THE SOLE AND EXCLUSIVE REMEDIES FOR ANY BREACH OF WARRANTY. TO THE MAXIMUM EXTENT PERMITTED BY LAW, INTEL IS NOT RESPONSIBLE FOR ANY DIRECT, SPECIAL, INCIDENTAL, OR CONSEQUENTIAL DAMAGES RESULTING FROM ANY BREACH OF WARRANTY OR UNDER ANY OTHER LEGAL THEORY (INCLUDING WITHOUT LIMITATION, LOST PROFITS, DOWNTIME, LOSS OF GOODWILL, DAMAGE TO OR REPLACEMENT OF EQUIPMENT AND PROPERTY, AND ANY COSTS OF RECOVERING, REPROGRAMMING, OR REPRODUCING ANY PROGRAM OR DATA STORED IN OR USED WITH A SYSTEM CONTAINING THE PRODUCT), EVEN IF INTEL HAS BEEN ADVISED OF THE POSSIBILITY OF SUCH DAMAGES. **Some states (or jurisdictions) do not allow the exclusion or limitation of incidental or consequential damages, so the above limitations or exclusions may not apply to you.** THIS LIMITED WARRANTY GIVES YOU SPECIFIC LEGAL RIGHTS, AND YOU MAY ALSO HAVE OTHER RIGHTS THAT VARY BY STATE OR JURISDICTION. ANY AND ALL DISPUTES ARISING UNDER OR RELATED TO THIS LIMITED WARRANTY SHALL BE ADJUDICATED IN THE FOLLOWING FORUMS AND GOVERNED BY THE FOLLOWING LAWS: FOR THE UNITED STATES OF AMERICA, CANADA, NORTH AMERICA AND SOUTH AMERICA, THE FORUM SHALL BE SANTA CLARA, CALIFORNIA, USA AND THE APPLICABLE LAW SHALL BE THAT OF THE STATE OF DELAWARE. FOR THE ASIA PACIFIC REGION (EXCEPT FOR MAINLAND CHINA), THE FORUM SHALL BE SINGAPORE AND THE APPLICABLE LAW SHALL BE THAT OF SINGAPORE. FOR EUROPE AND THE REST OF THE WORLD, THE FORUM SHALL BE LONDON AND THE APPLICABLE LAW SHALL BE THAT OF ENGLAND AND WALES IN THE EVENT OF ANY CONFLICT BETWEEN THE ENGLISH LANGUAGE VERSION AND ANY OTHER TRANSLATED VERSION(S) OF THIS LIMITED WARRANTY (WITH THE EXCEPTION OF THE SIMPLIFIED CHINESE VERSION), THE ENGLISH LANGUAGE VERSION SHALL CONTROL.

IMPORTANT! UNLESS OTHERWISE AGREED IN WRITING BY INTEL, THE INTEL PRODUCTS SOLD HEREUNDER ARE NOT DESIGNED, OR INTENDED FOR USE IN ANY MEDICAL, LIFE SAVING OR LIFE SUSTAINING SYSTEMS, TRANSPORTATION SYSTEMS, NUCLEAR SYSTEMS, OR FOR ANY OTHER MISSION CRITICAL APPLICATION IN WHICH THE FAILURE OF THE INTEL PRODUCT COULD CREATE A SITUATION WHERE PERSONAL INJURY OR DEATH MAY OCCUR.



[Back to Top](#)

[Back to Contents](#)

[Trademarks and Disclaimers](#)

Glossary

Term	Definition
802.11	The 802.11 standard refers to a family of specifications developed by the IEEE for wireless LAN technology. The 802.11 specifies an over-the-air interface between a wireless client and a base station or between two wireless clients and provides 1 or 2 Mbps transmission in the 2.4 GHz band using either frequency hopping spread spectrum (FHSS) or direct sequence spread spectrum (DSSS).
802.11a	The 802.11a standard specifies a maximum data transfer rate of 54 Mbps and an operating frequency of 5 GHz. The 802.11a standard uses the Orthogonal Frequency Division Multiplexing (OFDM) transmission method. Additionally, the 802.11a standard supports 802.11 features such as WEP encryption for security.
802.11b	802.11b is an extension to 802.11 that applies to wireless networks and provides 11 Mbps transmission (with a fallback to 5.5, 2 and 1 Mbps) in the 2.4 GHz band. 802.11b uses only DSSS. Throughput data rate 5+ Mbps in the 2.4 GHz band.
802.11g	The 802.11g standard specifies a maximum data transfer rate of 54 Mbps, an operating frequency of 2.4GHz, and WEP encryption for security. 802.11g networks are also referred to as Wi-Fi* networks.
802.11n	A task group of the IEEE 802.11 committee has defined a new draft specification that provides for increased throughput speeds of up to 540 Mbps. The specification provides for Multiple-Input-Multiple-Output (MIMO) technology, or using multiple receivers and multiple transmitters in both the client and access point, to achieve improved performance.
802.1X	802.1X is the IEEE Standard for Port-Based Network Access Control. This is used in conjunction with EAP methods to provide access control to wired and wireless networks.
AAA Server	Authentication, Authorization and Accounting Server. A system to control access to computer resources and track user activity.
Access Point (AP)	A device that connects wireless devices to another network. For example, a wireless LAN, Internet modem or others.
Ad Hoc Network	A communication configuration in which every computer has the same capabilities, and any computer can initiate a communication session. Also known as a peer-to-peer network, a device to device network or a computer-to-computer network.
AES-CCMP	Advanced Encryption Standard - Counter CBC-MAC Protocol is the new method for privacy protection of wireless transmissions specified in the IEEE 802.11i standard. AES-CCMP provides a stronger encryption method than TKIP. The AES algorithm is capable of using cryptographic keys of 128, 192, and 256 bits to encrypt and decrypt data in 128-bit blocks. AES-CCMP uses the AES block cipher, but restricts the key length to 128 bits. AES-CCMP incorporates two sophisticated cryptographic techniques (counter mode and CBC-MAC) to provide improved security between the mobile client and the access point.
Authentication	Verifies the identity of a user logging onto a network. Passwords, digital certificates, smart cards and biometrics are used to prove the identity of the client to the network. Passwords and digital certificates are also used to identify the network to the client.
Available network	One of the networks listed under Available networks on the Wireless Networks tab of the Wireless Network Connection Properties (Windows* XP environment). Any wireless network that is broadcasting and is within receiving range of the WiFi adapter appears on the list.
BER	Bit Error Rate. The ratio of errors to the total number of bits being sent in a data transmission from one location to another.
Bit Rate	The total number of bits (ones and zeros) per second that a network connection can support. Note that this bit rate will vary, under software control, with different signal path conditions.
Broadcast SSID	Used to allow an access point to respond to clients on a wireless network by sending probes.
BSSID	A unique identifier for each wireless client on a wireless network. The Basic Service Set Identifier (BSSID) is the Ethernet MAC address of each adapter on the network.

CA (Certificate Authority)	A corporate certification authority implemented on a server. In addition, Internet Explorer's certificate can import a certificate from a file. A trusted CA certificate is stored in the root store.
CCX (Cisco Compatible eXtension)	Cisco Compatible Extensions Program ensures that devices used on Cisco wireless LAN infrastructure meet the security, management and roaming requirements.
Certificate	Used for client authentication. A certificate is registered on the authentication server (for example, RADIUS server) and used by the authenticator.
CKIP	Cisco Key Integrity Protocol (CKIP) is a Cisco proprietary security protocol for encryption in 802.11 media. CKIP uses a key message integrity check and message sequence number to improve 802.11 security in infrastructure mode. CKIP is Cisco's version of TKIP.
Client computer	The computer that gets its Internet connection by sharing either the host computer's connection or the access point's connection.
DSSS	Direct Sequence Spread Spectrum. Technology used in radio transmission. Incompatible with FHSS.
EAP	Short for Extensible Authentication Protocol, EAP sits inside of Point-to-Point Protocol's (PPP) authentication protocol and provides a generalized framework for several different authentication methods. EAP is supposed to head off proprietary authentication systems and let everything from passwords to challenge-response tokens and public-key infrastructure certificates all work smoothly.
EAP-AKA	EAP-AKA (Extensible Authentication Protocol Method for UMTS Authentication and Key Agreement) is an EAP mechanism for authentication and session key distribution, using the Universal Mobile Telecommunications System (UMTS) Subscriber Identity Module (USIM). The USIM card is a special smart card used with cellular networks to validate a given user with the network.
EAP-FAST	<p>EAP-FAST, like EAP-TTLS and PEAP, uses tunneling to protect traffic. The main difference is that EAP-FAST does not use certificates to authenticate.</p> <p>Provisioning in EAP-FAST is negotiated solely by the client as the first communication exchange when EAP-FAST is requested from the server. If the client does not have a pre-shared secret Protected Access Credential (PAC), it can request to initiate a provisioning EAP-FAST exchange to dynamically obtain one from the server.</p> <p>EAP-FAST documents two methods to deliver the PAC: manual delivery through an out-of-band secure mechanism, and automatic provisioning.</p> <ul style="list-style-type: none"> • Manual delivery mechanisms can be any delivery mechanism that the administrator of the network feels is sufficiently secure for their network. • Automatic provisioning establishes an encrypted tunnel to protect the authentication of the client and the delivery of the PAC to the client. This mechanism, while not as secure as a manual method may be, is more secure than the authentication method used in LEAP. <p>The EAP-FAST method can be divided into two parts: provisioning, and authentication. The provisioning phase involves the initial delivery of the PAC to the client. This phase only needs to be performed once per client and user.</p>
EAP-GTC	The EAP-GTC (Generic Token Card) is similar to the EAP-OTP except with hardware token cards. The request contains a displayable message, and the response contains the string read from the hardware token card.
EAP-OTP	EAP-OTP (One-Time Password) is similar to MD5, except it uses the OTP as the response. The request contains a displayable message. The OTP method is defined in RFC 2289.
EAP-SIM	<p>Extensible Authentication Protocol-Subscriber Identity Module (EAP-SIM) authentication can be used with:</p> <ul style="list-style-type: none"> • Network Authentication types: Open, Shared, and WPA*-Enterprise, WPA2*-Enterprise.

	<ul style="list-style-type: none"> Data Encryption types: None, WEP and CKIP. <p>A SIM card is a special smart card that is used by Global System for Mobile Communications (GSM) based digital cellular networks. The SIM card is used to validate your credentials with the network</p>
EAP-TLS	A type of authentication method that uses EAP and a security protocol called the Transport Layer Security (TLS). EAP-TLS uses certificates that use passwords. EAP-TLS authentication supports dynamic WEP key management.
EAP-TTLS	A type of authentication method that uses EAP and Tunneled Transport Layer Security (TTLS). EAP-TTLS uses a combination of certificates and another security method such as passwords.
Encryption	Scrambling data so that only the authorized recipient can read it. Usually a key is needed to interpret the data.
FHSS	Frequency-Hop Spread Spectrum. Technology used in radio transmission. Incompatible with DSSS.
File and printer sharing	A capability that allows a number of people to view, modify, and print the same file(s) from different computers.
Fragmentation threshold	The threshold at which the wireless adapter breaks the packet into multiple frames. This determines the packet size and affects the throughput of the transmission.
GHz (Gigahertz)	A unit of frequency equal to 1,000,000,000 cycles per second.
Host computer	The computer that is directly connected to the Internet via a modem or network adapter.
Infrastructure network	A wireless network centered around an access point. In this environment, the access point not only provides communication with the wired network, but also mediates wireless network traffic in the immediate neighborhood.
IEEE	Institute of Electrical and Electronics Engineers (IEEE) is an organization involved in defining computing and communications standards.
Internet Protocol (IP) address	The address of a computer that is attached to a network. Part of the address designates which network the computer is on, and the other part represents the host identification.
LAN (Local Area Network)	A high-speed, low-error data network covering a relatively small geographic area.
LEAP (Light Extensible Authentication Protocol)	A version of Extensible Authentication Protocol (EAP). LEAP is a proprietary extensible authentication protocol developed by Cisco that provides a challenge-response authentication mechanism and dynamic key assignment.
MAC (Media Access Control) Address	A hardwired address applied at the factory. It uniquely identifies network hardware, such as a wireless adapter, on a LAN or WAN.
Mbps (Megabits-per-second)	Transmission speed of 1,000,000 bits per second.
MHz (Megahertz)	A unit of frequency equal to 1,000,000 cycles per second.
MIC (Michael)	Message Integrity Check (commonly called Michael).
MS-CHAP	An EAP mechanism used by the client. Microsoft Challenge Authentication Protocol (MS-CHAP) Version 2, is used over an encrypted channel to enable server validation. The challenge and response packets are sent over a non-exposed TLS encrypted channel.
ns(Nanosecond)	1 billionth (1/1,000,000,000) of a second.
OFDM	Orthogonal Frequency Division Multiplexing.
Open authentication	Allows any device network access. If encryption is not enabled on the network, any device that knows the Service Set Identifier (SSID) of the access point can gain access to the network.

PEAP	Protected Extensible Authentication Protocol (PEAP) is an Internet Engineering Task Force (IETF) draft protocol sponsored by Microsoft, Cisco, and RSA Security. PEAP creates an encrypted tunnel similar to the tunnel used in secure web pages (SSL). Inside the encrypted tunnel, a number of other EAP authentication methods can be used to perform client authentication. PEAP requires a TLS certificate on the RADIUS server, but unlike EAP-TLS there is no requirement to have a certificate on the client. PEAP has not been ratified by the IETF. The IETF is currently comparing PEAP and TTLS (Tunneled TLS) to determine an authentication standard for 802.1X authentication in 802.11 wireless systems. PEAP is an authentication type designed to take advantage of server-side EAP-Transport Layer Security (EAP-TLS) and to support various authentication methods, including user passwords and one-time passwords, and Generic Token Cards.
Peer-to-Peer mode	A wireless network structure that allows wireless clients to communicate directly with each other without using an access point.
Power save mode	The state in which the radio is periodically powered down to conserve power. When the portable computer is in Power Save mode, received packets are stored in the access point until the wireless adapter wakes up.
Preferred network	One of the networks that has been configured. Such networks are listed under Preferred networks on the Wireless Networks tab of the Wireless Network Connection Properties (Windows* XP environment).
RADIUS (Remote Authentication Dial-In User Service)	RADIUS is an authentication and accounting system that verifies user's credentials and grants access to requested resources.
RF (Radio Frequency)	The international unit for measuring frequency is Hertz (Hz), which is equivalent to the older unit of cycles per second. One MegaHertz (MHz) is one million Hertz. One GigaHertz (GHz) is one billion Hertz. For reference: the standard US electrical power frequency is 60 Hz, the AM broadcast radio frequency band is 0.55 -1.6 MHz, the FM broadcast radio frequency band is 88-108 MHz, and microwave ovens typically operate at 2.45 GHz.
Roaming	Movement of a wireless node between two micro cells. Roaming usually occurs in infrastructure networks built around multiple access points. Current wireless network roaming is only supported in the same subnet of a network.
RTS threshold	The number of frames in the data packet at or above which an RTS/CTS (request to send/clear to send) handshake is turned on before the packet is sent. The default value is 2347.
Shared key	An encryption key known only to the receiver and sender of data. This is also referred to as a pre-shared key.
SIM (Subscriber Identity Module)	A SIM card is used to validate credentials with the network. A SIM card is a special smart card used by GSM-based digital cellular networks.
Silent mode	Silent Mode Access Points or Wireless Routers have been configured to not broadcast the SSID for the wireless network. This makes it necessary to know the SSID in order to configure the wireless profile to connect to the access point or wireless router.
Single Sign On	Single Sign On feature set allows the 802.1X credentials to match your Windows log on user name and password credentials for wireless network connections.
SSID (Service Set Identifier)	SSID or network name is a value that controls access to a wireless network. The SSID for your wireless network card must match the SSID for any access point that you want to connect with. If the value does not match, you are not granted access to the network. Each SSID may be up to 32 alphanumeric characters long and is case-sensitive.
stealth	A stealth access point is one that has the capability and is configured to not broadcast its SSID. This is the WiFi network name that appears when a DMU (Device Management Utility, such as Intel® PROSet/Wireless WiFi Connection Utility) scans for available wireless networks. Although this can enhance wireless network security, it is commonly considered a weak security feature. To connect to a stealth access point, a user must specifically know the SSID and configure their DMU accordingly. The feature is not a part of the 802.11

	specification, and is known by differing names by various vendors: closed mode, private network, SSID broadcasting.
TKIP (Temporal Key Integrity Protocol)	Temporal Key Integrity protocol improves data encryption. Wi-Fi Protected Access* uses its TKIP. TKIP provides important data encryption enhancements including a re-keying method. TKIP is part of the IEEE 802.11i encryption standard for wireless networks. TKIP is the next generation of WEP, the Wired Equivalency Protocol, which is used to secure 802.11 wireless networks. TKIP provides per packet key mixing, a message integrity check and a re-keying mechanism, thus fixing the flaws of WEP.
TLS (Transport Layer Security)	A type of authentication method using the Extensible Authentication Protocol (EAP) and a security protocol called the Transport Layer Security (TLS). EAP-TLS uses certificates which use passwords. EAP-TLS authentication supports dynamic WEP key management. The TLS protocol is intended to secure and authenticate communications across a public network through data encryption. The TLS Handshake Protocol allows the server and client to provide mutual authentication and to negotiate an encryption algorithm and cryptographic keys before data is transmitted.
TTLS (Tunneled Transport Layer Security)	These settings define the protocol and the credentials used to authenticate a user. In TTLS, the client uses EAP-TLS to validate the server and create a TLS-encrypted channel between the client and server. The client can use another authentication protocol. Typically password-based protocols challenge over this encrypted channel to enable server validation. The challenge and response packets are sent over a non-exposed TLS encrypted channel. TTLS implementations today support all methods defined by EAP, as well as several older methods (CHAP, PAP, MS-CHAP and MS-CHAP-V2). TTLS can easily be extended to work with new protocols by defining new attributes to support new protocols.
WEP (Wired Equivalent Privacy)	Wired Equivalent Privacy, 64- and 128-bit (64-bit is sometimes referred to as 40-bit). This is a low-level encryption technique designed to give the user about the same amount of privacy that he would expect from a LAN. WEP is a security protocol for wireless local area networks (WLANs) defined in the 802.11b standard. WEP is designed to provide the same level of security as that of a wired LAN. WEP aims to provide security by data over radio waves so that it is protected as it is transmitted from one end point to another.
WEP Key	Either a pass phrase or hexadecimal key. The pass phrase must be 5 ASCII characters for 64-bit WEP or 13 ASCII characters for 128-bit WEP. For pass phrases, 0-9, a-z, A-Z, and ~!@#\$%^&*()_+ `-={} []\:"';<>?,./ are all valid characters. The hex key must be 10 hexadecimal characters (0-9, A-F) for 64-bit WEP or 26 hexadecimal characters (0-9, A-F) for 128-bit WEP.
Wi-Fi* (Wireless Fidelity)	Is meant to be used generically when referring of any type to 802.11 network, whether 802.11b, 802.11a, or dual-band.
WiMAX	WiMAX, the Worldwide Interoperability for Microwave Access, is a telecommunications technology aimed at providing wireless data over long distances in a variety of ways, from point-to-point links to full mobile cellular type access. It is based on the IEEE 802.16 standard. The name WiMAX was created by the WiMAX Forum, which was formed in June 2001 to promote conformance and interoperability of the standard. The forum describes WiMAX as "a standards-based technology enabling the delivery of last mile wireless broadband access as an alternative to cable and DSL."
Wireless router	A stand-alone wireless hub that allows any computer that has a wireless network adapter to communicate with another computer within the same network and to connect to the Internet.
WLAN (Wireless Local-Area Network)	A type of local-area network that uses high-frequency radio waves rather than wires to communicate between nodes.
WPA* (Wi-Fi Protected Access)	This is a security enhancement that strongly increases the level of data protection and access control to a wireless network. WPA is an interim standard that will be replaced with the IEEE's 802.11i standard upon its completion. WPA consists of RC4 and TKIP and provides support for BSS (Infrastructure) mode only. WPA and WPA2 are compatible.
WPA2* (Wi-Fi)	This is the second generation of WPA that complies with the IEEE 802.11i specification. WPA2

Protected Access 2)	consists of AES encryption, pre-authentication and PMKID caching. It provides support for BSS (Infrastructure) mode and IBSS (ad hoc) mode. WPA and WPA2 are compatible.
WPA-Enterprise	<p>Wi-Fi Protected Access-Enterprise applies to corporate users. A new standards-based, interoperable security technology for wireless LAN (subset of IEEE 802.11i draft standard) that encrypts data sent over radio waves. WPA is a Wi-Fi standard that was designed to improve upon the security features of WEP as follows:</p> <ul style="list-style-type: none"> • Improved data encryption through the temporal key integrity protocol (TKIP). TKIP uses a hashing algorithm to scramble the encryption keys and adds an integrity-checking feature to ensure that the keys have not been tampered with. • User authentication, which is generally missing in WEP, through the extensible authentication protocol (EAP). WEP regulates access to a wireless network based on a computer's hardware-specific MAC address, which is relatively simple to be sniffed out and stolen. EAP is built on a more secure public-key encryption system to ensure that only authorized network users can access the network. <p>WPA is an interim standard that will be replaced with the IEEE's 802.11i standard upon its completion.</p>
WPA-Personal	Wi-Fi Protected Access-Personal provides a level of security in the small network or home environment.
WPA-PSK (Wi-Fi Protected-Access Pre-Shared Key)	WPA-PSK mode does not use an authentication server. It can be used with the data encryption types WEP or TKIP. WPA-PSK requires configuration of a pre-shared key (PSK). You must enter a pass phrase or 64 hex characters for a pre-shared key of length 256-bits. The data encryption key is derived from the PSK.

[Back to Top](#)

[Back to Contents](#)

[Trademarks and Disclaimers](#)