





| | FR | DE | ES | IT |
|---|--|--|--|--|
| A | Contents 1:hipKey™ 2:Micro USB cable 3:Key-hanger 4:Quick guide Main Areas 5:Key-hanger detail 6:Power button with red/green LED lights | Contents 1:hipKey™ 2:Micro USB cable 3:Key-hanger 4:Quick guide Main Areas 5:Key-hanger detail 6:Power button with red/green LED lights | Contents 1:hipKey™ 2:Micro USB cable 3:Key-hanger 4:Quick guide Main Areas 5:Key-hanger detail 6:Power button with red/green LED lights | Contents 1:hipKey™ 2:Micro USB cable 3:Key-hanger 4:Quick guide Main Areas 5:Key-hanger detail 6:Power button with red/green LED lights |
| B | Bluetooth® Pairing 6:Download the "hipKey" App from App Store™ 7:Charge hipkey™ with the micro-USB cable 8:Press Power Key until a beep sounds 9:Run the "hipKey" App on your iPhone® or iPad® Your iPhone® and hipkey™ will now start the pairing process | Bluetooth® Pairing 6:Download the "hipKey" App from App Store™ 7:Charge hipkey™ with the micro-USB cable 8:Press Power Key until a beep sounds 9:Run the "hipKey" App on your iPhone® or iPad® Your iPhone® and hipkey™ will now start the pairing process | Bluetooth® Pairing 6:Download the "hipKey" App from App Store™ 7:Charge hipkey™ with the micro-USB cable 8:Press Power Key until a beep sounds 9:Run the "hipKey" App on your iPhone® or iPad® Your iPhone® and hipkey™ will now start the pairing process | Bluetooth® Pairing 6:Download the "hipKey" App from App Store™ 7:Charge hipkey™ with the micro-USB cable 8:Press Power Key until a beep sounds 9:Run the "hipKey" App on your iPhone® or iPad® Your iPhone® and hipkey™ will now start the pairing process |
| C | Operating the hipKey™ App 10:Switch modes ON & OFF 11:Adjustment menus for volume, vibration, distance etc. 12:Change modes by turning the wheel | Operating the hipKey™ App 10:Switch modes ON & OFF 11:Adjustment menus for volume, vibration, distance etc. 12:Change modes by turning the wheel | Operating the hipKey™ App 10:Switch modes ON & OFF 11:Adjustment menus for volume, vibration, distance etc. 12:Change modes by turning the wheel | Operating the hipKey™ App 10:Switch modes ON & OFF 11:Adjustment menus for volume, vibration, distance etc. 12:Change modes by turning the wheel |
|  | Alarm Mode: Alerts you if your paired iPhone® is moved away from your hipkey (up to 50 meters range) 13:Turn wheel to Alarm Mode 14:Set volume, vibration and alarm distance 15:Set Safe Zone (read user manual for detailed info) 16:Turn ON Alarm Mode Alarm mode is ready to alert you | Alarm Mode: Alerts you if your paired iPhone® is moved away from your hipkey (up to 50 meters range) 13:Turn wheel to Alarm Mode 14:Set volume, vibration and alarm distance 15:Set Safe Zone (read user manual for detailed info) 16:Turn ON Alarm Mode Alarm mode is ready to alert you | Alarm Mode: Alerts you if your paired iPhone® is moved away from your hipkey (up to 50 meters range) 13:Turn wheel to Alarm Mode 14:Set volume, vibration and alarm distance 15:Set Safe Zone (read user manual for detailed info) 16:Turn ON Alarm Mode Alarm mode is ready to alert you | Alarm Mode: Alerts you if your paired iPhone® is moved away from your hipkey (up to 50 meters range) 13:Turn wheel to Alarm Mode 14:Set volume, vibration and alarm distance 15:Set Safe Zone (read user manual for detailed info) 16:Turn ON Alarm Mode Alarm mode is ready to alert you |
|  | Child Mode: Alerts you if your child walk's too far away (up to 50 meters range) 17:Place hipkey™ on your child 18:Turn wheel to Child Mode 19:Set volume, vibration and alarm distance 20: Take a picture of your child 21:Turn on Child Mode Child mode is ready to alert you | Child Mode: Alerts you if your child walk's too far away (up to 50 meters range) 17:Place hipkey™ on your child 18:Turn wheel to Child Mode 19:Set volume, vibration and alarm distance 20: Take a picture of your child 21:Turn on Child Mode Child mode is ready to alert you | Child Mode: Alerts you if your child walk's too far away (up to 50 meters range) 17:Place hipkey™ on your child 18:Turn wheel to Child Mode 19:Set volume, vibration and alarm distance 20: Take a picture of your child 21:Turn on Child Mode Child mode is ready to alert you | Child Mode: Alerts you if your child walk's too far away (up to 50 meters range) 17:Place hipkey™ on your child 18:Turn wheel to Child Mode 19:Set volume, vibration and alarm distance 20: Take a picture of your child 21:Turn on Child Mode Child mode is ready to alert you |
|  | Motion Mode: Put hipkey™ in your bag and iPhone® will alert you if it is moved 22:Turn wheel to Motion Mode 23: Set volume and vibration 24: Turn ON Motion Mode Motion mode is ready to alert you | Motion Mode: Put hipkey™ in your bag and iPhone® will alert you if it is moved 22:Turn wheel to Motion Mode 23: Set volume and vibration 24: Turn ON Motion Mode Motion mode is ready to alert you | Motion Mode: Put hipkey™ in your bag and iPhone® will alert you if it is moved 22:Turn wheel to Motion Mode 23: Set volume and vibration 24: Turn ON Motion Mode Motion mode is ready to alert you | Motion Mode: Put hipkey™ in your bag and iPhone® will alert you if it is moved 22:Turn wheel to Motion Mode 23: Set volume and vibration 24: Turn ON Motion Mode Motion mode is ready to alert you |
|  | Find Me: Quickly find your iPhone® or your keys at any time 25:Press Action Key to find paired device 26:Press Action key again to stop it 27:Press Find Me button to find hipkey™ 28:Press Find Me again to stop it | Find Me: Quickly find your iPhone® or your keys at any time 25:Press Action Key to find paired device 26:Press Action key again to stop it 27:Press Find Me button to find hipkey™ 28:Press Find Me again to stop it | Find Me: Quickly find your iPhone® or your keys at any time 25:Press Action Key to find paired device 26:Press Action key again to stop it 27:Press Find Me button to find hipkey™ 28:Press Find Me again to stop it | Find Me: Quickly find your iPhone® or your keys at any time 25:Press Action Key to find paired device 26:Press Action key again to stop it 27:Press Find Me button to find hipkey™ 28:Press Find Me again to stop it |



Download user manual

Télécharger le mode d’emploi
Gebruiksaanwijzing herunterladen
Scarica L’istruzioni per l’uso
Descargue el modo de empleo

www.hippih.com/manuals

Technical support

Support technique
Technischer Support
Supporto tecnico
Soperte técnico

www.hippih.com/support



IC: 10625A- H120101
FCC ID: PYO-H120101
Bluetooth QD ID: B020126

FCC and INDUSTRY CANADA STATEMENT
This product complies with Part 15 of the FCC rules and Industry Canada licence-exempt RSS standard(s). Operation is subject to the following two conditions: (1) This device may not cause harmful interference, and (2) This device must accept any interference received, including interference that may cause undesired operation.

Modifications not expressly approved by hippih may void the user’s authority to operate the device under FCC regulations and must not be made.

FCC et INDUSTRY CANADA STATEMENT
Ce produit est conforme à la Partie 15 de la réglementation FCC et Industrie Canada exempts de licence RSS norme (s). Son fonctionnement est soumis aux deux conditions suivantes: (1) Cet appareil ne doit pas provoquer d’interférences nuisibles, et (2) cet appareil doit accepter toute interférence reçue, y compris les interférences pouvant provoquer un fonctionnement indésirable.

Les modifications non expressément approuvées par hippih peut annuler le droit de l'utilisateur à utiliser l'appareil conformément aux règlements de la FCC et ne doit pas être faite.

Manufactured in Slovakia, Designed in Denmark.



hippih ApS, Diplomvej 372,
2800 Kgs. Lyngby, Denmark.

EN WARNING AND DISCLAIMER

Alarm > 95 dB – keep away from any ear, as hearing damage may occur. Not suitable for small Children. Any configuration or use other than what is in line of the suggested and intended use is not Covered or Guaranteed.

The hipKey™ is not guarantying for any loss of any possessions or people. Using the hipKey™ the correct and intended way, might prevent loss of possessions.

IMPORTANT SAFETY INSTRUCTIONS

•Your hipKey™ is not a toy. Keep it away from children. Insure that all persons who use this product read and follow these warnings and instructions.
•Do not modify, disassemble, open, drop, crush, puncture, or shred the hipKey™.

•hipKey™ is not user serviceable. Do not attempt to open, modify, or repair.

•If the hipKey™ begins to swell or expand, emits a strong odor, or becomes hot to the touch, discontinue use of the hipKey™, and have the product examined by a qualified hippih service partner.

•Do not leave the hipKey™ on prolonged charge when not in use.

•The hipKey™ contains a lithium Ion based rechargeable battery, which are flammable. Keep away from open flame.

•If the battery inside the hipKey™ leaks for any reason, discontinue use, and do not allow the hipKey´ s™ contents to contact your skin or eyes. In the event of accidental contact wash the affected area with large amounts of water and seek medical attention immediately.

•Keep your hipKey™ dry, and do not use with wet hands. Moisture in or on the hipKey™ may lead to electrical shock.

•Your hipKey™ may become warm during operation. This is normal. Do not operate your hipKey™ near a heat source, heat vent, or in direct sunlight. Your hipKey™ should be used in temperatures between 32–95°F (0–35°C).

•Do not store your hipKey™ in elevated temperatures (such as in your vehicle) or in high humidity.

CLEANING AND MAINTAINING YOUR HIPKEY™

Use a damp, soft, lint-free cloth to clean the exterior of the hipKey™. Avoid getting moisture in any openings. Don't use aerosol sprays, solvents, or abrasives.

DISPOSAL AND RECYCLING INFORMATION

When this product reaches its end of life, please dispose of it according to your local environmental laws and guidelines.

WARRANTEE

One year limited warranty or by applicable national laws.

TECHNICAL INFORMATION

Bluetooth® operating frequency:
2400 MHz – 2483,5 MHz

CE DECLARATION OF CONFORMITY

Hippih ApS declares that this product is in compliance with the essential requirements of European Directive 1999/5/EC on Radio and Telecommunications Terminal Equipment (R&TTE). A copy of the Declaration of Conformity for this product may be obtained by clicking on the Compliance Documentation link at www.hippih.com/support

FR WARNING AND DISCLAIMER

Alarm > 95 dB – keep away from any ear, as hearing damage may occur. Not suitable for small Children. Any configuration or use other than what is in line of the suggested and intended use is not Covered or Guaranteed.

The hipKey™ is not guarantying for any loss of any possessions or people. Using the hipKey™ the correct and intended way, might prevent loss of possessions.

IMPORTANT SAFETY INSTRUCTIONS

•Your hipKey™ is not a toy. Keep it away from children. Insure that all persons who use this product read and follow these warnings and instructions.

•Do not modify, disassemble, open, drop, crush, puncture, or shred the hipKey™.
•hipKey™ is not user serviceable. Do not attempt to open, modify, or repair.

•If the hipKey™ begins to swell or expand, emits a strong odor, or becomes hot to the touch, discontinue use of the hipKey™, and have the product examined by a qualified hippih service partner.

•Do not leave the hipKey™ on prolonged charge when not in use.

•The hipKey™ contains a lithium Ion based rechargeable battery, which are flammable. Keep away from open flame.

•If the battery inside the hipKey™ leaks for any reason, discontinue use, and do not allow the hipKey´ s™ contents to contact your skin or eyes. In the event of accidental contact wash the affected area with large amounts of water and seek medical attention immediately.

•Keep your hipKey™ dry, and do not use with wet hands. Moisture in or on the hipKey™ may lead to electrical shock.

•Your hipKey™ may become warm during operation. This is normal. Do not operate your hipKey™ near a heat source, heat vent, or in direct sunlight. Your hipKey™ should be used in temperatures between 32–95°F (0–35°C).

•Do not store your hipKey™ in elevated temperatures (such as in your vehicle) or in high humidity.

CLEANING AND MAINTAINING YOUR HIPKEY™

Use a damp, soft, lint-free cloth to clean the exterior of the hipKey™. Avoid getting moisture in any openings. Don't use aerosol sprays, solvents, or abrasives.

DISPOSAL AND RECYCLING INFORMATION

When this product reaches its end of life, please dispose of it according to your local environmental laws and guidelines.

WARRANTEE

Two year limited warranty or by applicable national laws.

TECHNICAL INFORMATION

Bluetooth® operating frequency:
2400 MHz – 2483,5 MHz

CE DECLARATION OF CONFORMITY

Hippih ApS declares that this product is in compliance with the essential requirements of European Directive 1999/5/EC on Radio and Telecommunications Terminal Equipment (R&TTE). A copy of the Declaration of Conformity for this product may be obtained by clicking on the Compliance Documentation link at www.hippih.com/support

DE WARNING AND DISCLAIMER

Alarm > 95 dB – keep away from any ear, as hearing damage may occur. Not suitable for small Children. Any configuration or use other than what is in line of the suggested and intended use is not Covered or Guaranteed.

The hipKey™ is not guarantying for any loss of any possessions or people. Using the hipKey™ the correct and intended way, might prevent loss of possessions.

IMPORTANT SAFETY INSTRUCTIONS

•Your hipKey™ is not a toy. Keep it away from children. Insure that all persons who use this product read and follow these warnings and instructions.

•Do not modify, disassemble, open, drop, crush, puncture, or shred the hipKey™.
•hipKey™ is not user serviceable. Do not attempt to open, modify, or repair.

•If the hipKey™ begins to swell or expand, emits a strong odor, or becomes hot to the touch, discontinue use of the hipKey™, and have the product examined by a qualified hippih service partner.

•Do not leave the hipKey™ on prolonged charge when not in use.

•The hipKey™ contains a lithium Ion based rechargeable battery, which are flammable. Keep away from open flame.

•If the battery inside the hipKey™ leaks for any reason, discontinue use, and do not allow the hipKey´ s™ contents to contact your skin or eyes. In the event of accidental contact wash the affected area with large amounts of water and seek medical attention immediately.

•Keep your hipKey™ dry, and do not use with wet hands. Moisture in or on the hipKey™ may lead to electrical shock.

•Your hipKey™ may become warm during operation. This is normal. Do not operate your hipKey™ near a heat source, heat vent, or in direct sunlight. Your hipKey™ should be used in temperatures between 32–95°F (0–35°C).

•Do not store your hipKey™ in elevated temperatures (such as in your vehicle) or in high humidity.

CLEANING AND MAINTAINING YOUR HIPKEY™

Use a damp, soft, lint-free cloth to clean the exterior of the hipKey™. Avoid getting moisture in any openings. Don't use aerosol sprays, solvents, or abrasives.

DISPOSAL AND RECYCLING INFORMATION

When this product reaches its end of life, please dispose of it according to your local environmental laws and guidelines.

WARRANTEE

Two year limited warranty or by applicable national laws.

TECHNICAL INFORMATION

Bluetooth® operating frequency:
2400 MHz – 2483,5 MHz

CE DECLARATION OF CONFORMITY

Hippih ApS declares that this product is in compliance with the essential requirements of European Directive 1999/5/EC on Radio and Telecommunications Terminal Equipment (R&TTE). A copy of the Declaration of Conformity for this product may be obtained by clicking on the Compliance Documentation link at www.hippih.com/support

IT WARNING AND DISCLAIMER

Alarm > 95 dB – keep away from any ear, as hearing damage may occur. Not suitable for small Children. Any configuration or use other than what is in line of the suggested and intended use is not Covered or Guaranteed.

The hipKey™ is not guarantying for any loss of any possessions or people. Using the hipKey™ the correct and intended way, might prevent loss of possessions.

IMPORTANT SAFETY INSTRUCTIONS

•Your hipKey™ is not a toy. Keep it away from children. Insure that all persons who use this product read and follow these warnings and instructions.

•Do not modify, disassemble, open, drop, crush, puncture, or shred the hipKey™.
•hipKey™ is not user serviceable. Do not attempt to open, modify, or repair.

•If the hipKey™ begins to swell or expand, emits a strong odor, or becomes hot to the touch, discontinue use of the hipKey™, and have the product examined by a qualified hippih service partner.

•Do not leave the hipKey™ on prolonged charge when not in use.

•The hipKey™ contains a lithium Ion based rechargeable battery, which are flammable. Keep away from open flame.

•If the battery inside the hipKey™ leaks for any reason, discontinue use, and do not allow the hipKey´ s™ contents to contact your skin or eyes. In the event of accidental contact wash the affected area with large amounts of water and seek medical attention immediately.

•Keep your hipKey™ dry, and do not use with wet hands. Moisture in or on the hipKey™ may lead to electrical shock.
•Your hipKey™ may become warm during operation. This is normal. Do not operate your hipKey™ near a heat source, heat vent, or in direct sunlight. Your hipKey™ should be used in temperatures between

32–95°F (0–35°C).
•Do not store your hipKey™ in elevated temperatures (such as in your vehicle) or in high humidity.

CLEANING AND MAINTAINING YOUR HIPKEY™

Use a damp, soft, lint-free cloth to clean the exterior of the hipKey™. Avoid getting moisture in any openings. Don't use aerosol sprays, solvents, or abrasives.

DISPOSAL AND RECYCLING INFORMATION

When this product reaches its end of life, please dispose of it according to your local environmental laws and guidelines.

WARRANTEE

Two year limited warranty or by applicable national laws.

TECHNICAL INFORMATION

Bluetooth® operating frequency:
2400 MHz – 2483,5 MHz

CE DECLARATION OF CONFORMITY

Hippih ApS declares that this product is in compliance with the essential requirements of European Directive 1999/5/EC on Radio and Telecommunications Terminal Equipment (R&TTE). A copy of the Declaration of Conformity for this product may be obtained by clicking on the Compliance Documentation link at www.hippih.com/support

ES WARNING AND DISCLAIMER

Alarm > 95 dB – keep away from any ear, as hearing damage may occur. Not suitable for small Children. Any configuration or use other than what is in line of the suggested and intended use is not Covered or Guaranteed.

The hipKey™ is not guarantying for any loss of any possessions or people. Using the hipKey™ the correct and intended way, might prevent loss of possessions.

IMPORTANT SAFETY INSTRUCTIONS

•Your hipKey™ is not a toy. Keep it away from children. Insure that all persons who use this product read and follow these warnings and instructions.

•Do not modify, disassemble, open, drop, crush, puncture, or shred the hipKey™.
•hipKey™ is not user serviceable. Do not attempt to open, modify, or repair.

•If the hipKey™ begins to swell or expand, emits a strong odor, or becomes hot to the touch, discontinue use of the hipKey™, and have the product examined by a qualified hippih service partner.

•Do not leave the hipKey™ on prolonged charge when not in use.

•The hipKey™ contains a lithium Ion based rechargeable battery, which are flammable. Keep away from open flame.

•If the battery inside the hipKey™ leaks for any reason, discontinue use, and do not allow the hipKey´ s™ contents to contact your skin or eyes. In the event of accidental contact wash the affected area with large amounts of water and seek medical attention immediately.

•Keep your hipKey™ dry, and do not use with wet hands. Moisture in or on the hipKey™ may lead to electrical shock.

•Your hipKey™ may become warm during operation. This is normal. Do not operate your hipKey™ near a heat source, heat vent, or in direct sunlight. Your hipKey™ should be used in temperatures between 32–95°F (0–35°C).

•Do not store your hipKey™ in elevated temperatures (such as in your vehicle) or in high humidity.

CLEANING AND MAINTAINING YOUR HIPKEY™

Use a damp, soft, lint-free cloth to clean the exterior of the hipKey™. Avoid getting moisture in any openings. Don't use aerosol sprays, solvents, or abrasives.

DISPOSAL AND RECYCLING INFORMATION

When this product reaches its end of life, please dispose of it according to your local environmental laws and guidelines.

WARRANTEE

Two year limited warranty or by applicable national laws.

TECHNICAL INFORMATION

Bluetooth® operating frequency:
2400 MHz – 2483,5 MHz

CE DECLARATION OF CONFORMITY

Hippih ApS declares that this product is in compliance with the essential requirements of European Directive 1999/5/EC on Radio and Telecommunications Terminal Equipment (R&TTE). A copy of the Declaration of Conformity for this product may be obtained by clicking on the Compliance Documentation link at www.hippih.com/support

COPYRIGHTS

© 2012 Any unauthorized copying, duplicating, or other reproduction of the contents hereof is prohibited without written consent from hippih ApS.

All trademarks mentioned are the properties of their respective owners.

iPad® and iPhone® are trademarks of Apple Inc., registered in the U.S. and other countries. App Store™ is a service mark of Apple Inc.

The *Bluetooth®* word mark and logos are registered trademarks owned by Bluetooth SIG, Inc. and any use of such marks by hippih is under license.

All rights reserved ©2012, by hippih ApS, Denmark. hippih and hipKey™ are trademarks of hippih ApS.