

QUICK START GUIDE

HITRON
CODA-4582/ 4682/ 4782


Read me
first!



- Connect to the network
- Set up your wireless network

Check the Box Contents

STEP 1 Look in the box and make sure you have the following:



The Hitron CODA-4582/ 4682/ 4782 is an application gateway that provides wired and wireless high-speed Internet access as well as optional MoCA (Multimedia over Coax Alliance) networking to the Ethernet-enabled devices in your home for a fast and easy home entertainment network.

Connect to a Cable Outlet

STEP 2 Use a coaxial cable (not included) to connect the device's CABLE connector to a cable outlet.



Connect to a Power Outlet

STEP 3 Use the power cord provided to connect the POWER port to a power outlet.



Connect to an Ethernet-Equipped Device (Optional)

STEP 4 Use the Ethernet cable provided to connect one of the LAN ports to an Ethernet-equipped device.



User Configuration (Optional)

STEP 5 In a web browser, enter 192.168.0.1 in the address bar followed by Username and Password, as below.

Username:	<input type="text" value="cusadmin"/>	→	cusadmin
Password:	<input type="password" value="password"/>	→	password
<input type="button" value="Login"/>			
<input type="checkbox"/> Remember me on this computer			

Connect with Wireless Devices (Optional)

STEP 6 Connect your wireless devices with the correct SSID and Passphrase. If you have not changed them, the default values are indicated on the sticker on the back of the unit.

Connect your wireless devices with the WiFi Protected Setup (WPS). Access the configuration interface (see step 5), enter the Wireless page to enable WPS and set Encrypt Mode to AES, then press Save Changes.

Press this button to begin the WPS Push-Button Configuration (PBC) procedure. Press the PBC button on your wireless clients in the coverage area within two minutes to enable them to join the wireless network.








Setup Complete





STEP 7 Congratulations! You have successfully set up your CODA-4582/ 4682/ 4782. If you have any problems, see the section below for help in identifying the cause.

IP Addresses

If the CODA-4582 is successfully connected to the network (see LED Display) but you cannot access the Internet from a connected computer, your computer's IP Address may be set up improperly. In your computer's network settings, ensure that it is configured to either receive an IP address automatically (recommended) or that it has a static IP address in the 192.168.0.10~192.168.0.254 range. For more information, consult your operating system's Help documentation.

LED Display

 Power	Green-Steady Off	Device is running with AC power. Not powered.
 Downstream	Green-Blinking Green-Steady Blue-Steady Cyan-Steady Off	The modem is searching for the downstream frequency. Downstream frequency is locked. (1 channel only) Downstream frequency is locked. (channel bonding) DOCSIS 3.1 OFDM Not scanning
 Upstream	Green-Blinking Green-Steady Blue-Steady Cyan-Steady Off	The modem is searching for the upstream frequency. Upstream frequency is locked. (1 channel only) Upstream frequency is locked. (channel bonding) DOCSIS 3.1 Not scanning
 Online	Green-Blinking Green-Steady Off	Registration is in progress with cable company's head-end. Gateway is operational for data transmission. Gateway is offline.
 Ethernet	Green-Blinking Off	Ethernet is activated. Ethernet is disabled.

 Wireless (2.4GHz)	Green-Blinking Green-Steady Off	The 2.4GHz wireless network is enabled, and data is being transmitted or received. The 2.4GHz wireless network is enabled, and no data is being transmitted or received. The 2.4GHz wireless network is not enabled.
 Wireless (5GHz)	Green-Blinking Green-Steady Off	The 5GHz wireless network is enabled, and data is being transmitted or received. The 5GHz wireless network is enabled, and no data is being transmitted or received. The 5GHz wireless network is not enabled.
 MoCA (Optional)	Green-Blinking Green-Steady Off	Gateway is searching for MoCA device. MoCA device has been detected, and the CODA-4582/ 4682/ 4782 has successfully made a connection. MoCA function is not enabled.
 USB	Green-Blinking Off	USB device is plug-in USB port. No USB device.

Safety Warnings



WARNING

Risk of electrical shock. Do not expose the device to water or moisture.

The device is a high-performance communications device designed for home and office environments. Do not use the device outdoors. Keep the device in an environment between 0°C ~ 40°C (32°F ~ 104°F). To avoid overheating, do NOT place any object on top of the device. Do not restrict the flow of air around the cable modem. The manufacturer assumes no liabilities for damage caused by any improper use of the device.

DISCLAIMER

The manufacturer assumes no liabilities with respect to the contents of this document. The manufacturer also reserves the right to revise this document or update the content thereof without any obligation to notify any person of such revisions or amendments. Specifications subject to change without notice.

CAUTION

The cable distribution system should be grounded (earthed) in accordance with ANS/NFPA 70, the National Electrical Code (NEC), in particular Section 820.93, Grounding of Outer Conductive Shield of a Coaxial Cable.

FCC Statement:

Federal Communication Commission Interference Statement

This equipment has been tested and found to comply with the limits for a Class B digital device, pursuant to Part 15 of the FCC Rules.

These limits are designed to provide reasonable protection against harmful interference in a residential installation. This equipment generates, uses and can radiate radio frequency energy and, if not installed and used in accordance with the instructions, may cause harmful interference to radio communications.

However, there is no guarantee that interference will not occur in a particular installation. If this equipment does cause harmful interference to radio or television reception, which can be determined by turning the equipment off and on, the user is encouraged to try to correct the interference by one of the following measures:

- Reorient or relocate the receiving antenna.
- Increase the separation between the equipment and receiver.
- Connect the equipment into an outlet on a circuit different from that to which the receiver is connected.
- Consult the dealer or an experienced radio/TV technician for help.

FCC Caution: Any changes or modifications not expressly approved by the party responsible for compliance could void the user's authority to operate this equipment.

This device is going to be operated in 5.15~5.25GHz frequency range, it is restricted in indoor environment only.

This device complies with Part 15 of the FCC Rules. Operation is subject to the following two conditions: (1) This device may not cause harmful interference, and (2) this device must accept any interference received, including interference that may cause undesired operation. For product available in the USA/Canada market, only channel 1~11 can be operated. Selection of other channels is not possible.

This device and its antennas(s) must not be co-located or operating in conjunction with any other antenna or transmitter except in accordance with FCC multi-transmitter product procedures.

IMPORTANT NOTE:

FCC Radiation Exposure Statement:

This equipment complies with FCC radiation exposure limits set forth for an uncontrolled environment. This equipment should be installed and operated with minimum distance 21cm between the radiator & your body.

IC Statement:

This device complies with Industry Canada license-exempt RSS standard(s). Operation is subject to the following two conditions: (1) this device may not cause interference, and (2) this device must accept any interference, including interference that may cause undesired operation of the device.

Le présent appareil est conforme aux CNR d'Industrie Canada applicables aux appareils radio exempts de licence. L'exploitation est autorisée aux deux conditions suivantes : (1) l'appareil ne doit pas produire de brouillage, et (2) l'utilisateur de l'appareil doit accepter tout brouillage radioélectrique subi, même si le brouillage est susceptible d'en compromettre le fonctionnement.

For product available in the USA/Canada market, only channel 1~11 can be operated. Selection of other channels is not possible.

Pour les produits disponibles aux États-Unis / Canada du marché, seul le canal 1 à 11 peuvent être exploités. Sélection d'autres canaux n'est pas possible.

This device and its antennas(s) must not be co-located or operating in conjunction with any other antenna or transmitter except in accordance with IC multi-transmitter product procedures.

Cet appareil et son antenne (s) ne doit pas être co-localisés ou fonctionnement en association avec une autre antenne ou transmetteur.

The device for the band 5150-5250 MHz is only for indoor usage to reduce potential for harmful interference to co-channel mobile satellite systems.

Les dispositifs fonctionnant dans la bande 5150-5250 MHz sont réservés uniquement pour une utilisation à l'intérieur afin de réduire les risques de brouillage préjudiciable aux systèmes de satellites mobiles utilisant les mêmes canaux.

IC Radiation Exposure Statement:

This equipment complies with IC RSS-102 radiation exposure limits set forth for an uncontrolled environment. This equipment should be installed and operated with minimum distance 21cm between the radiator & your body.

Cet équipement est conforme aux limites d'exposition aux rayonnements IC établies pour un environnement non contrôlé. Cet équipement doit être installé et utilisé avec un minimum de 21 cm de distance entre la source de rayonnement et votre corps.