

## Interface Keys

### Keyboard Function Relationships

The following Keyboard Function Code, Hex/ASCII Value, and Full ASCII “CTRL”+ relationships apply to all terminals that can be used with the scanner. Refer to [page 2-16](#) enable Control + X (Control + ASCII) Mode.

| Function Code | HEX/ASCII Value | Full ASCII (CTRL + X Mode) |
|---------------|-----------------|----------------------------|
| NUL           | 00              | @                          |
| SOH           | 01              | A                          |
| STX           | 02              | B                          |
| ETX           | 03              | C                          |
| EOT           | 04              | D                          |
| ENQ           | 05              | E                          |
| ACK           | 06              | F                          |
| BEL           | 07              | G                          |
| BS            | 08              | H                          |
| HT            | 09              | I                          |
| LF            | 0A              | J                          |
| VT            | 0B              | K                          |
| FF            | 0C              | L                          |
| CR            | 0D              | M                          |
| SO            | 0E              | N                          |
| SI            | 0F              | O                          |
| DLE           | 10              | P                          |
| DC1           | 11              | Q                          |
| DC2           | 12              | R                          |
| DC3           | 13              | S                          |
| DC4           | 14              | T                          |
| NAK           | 15              | U                          |
| SYN           | 16              | V                          |
| ETB           | 17              | W                          |
| CAN           | 18              | X                          |
| EM            | 19              | Y                          |
| SUB           | 1A              | Z                          |
| ESC           | 1B              | [                          |
| FS            | 1C              | \                          |
| GS            | 1D              | ]                          |
| RS            | 1E              | ^                          |
| US            | 1F              | -                          |

The last five characters in the Full ASCII “CTRL”+ column ([\]6-), apply to US only. The following chart indicates the equivalents of these five characters for different countries.

| Country        | Codes |   |    |   |   |
|----------------|-------|---|----|---|---|
| United States  | [     | \ | ]  | 6 | - |
| Belgium        | [     | < | ]  | 6 | - |
| Scandinavia    | 8     | < | 9  | 6 | - |
| France         | ^     | 8 | \$ | 6 | = |
| Germany        |       | Ã | +  | 6 | - |
| Italy          |       | \ | +  | 6 | - |
| Switzerland    |       | < | .. | 6 | - |
| United Kingdom | [     | ç | ]  | 6 | - |

# Preliminary draft\_1

---

| <b>Country</b> | <b>Codes</b> |   |   |   |   |
|----------------|--------------|---|---|---|---|
| Denmark        | 8            | \ | 9 | 6 | - |
| Norway         | 8            | \ | 9 | 6 | - |
| Spain          | [            | \ | ] | 6 | - |

# Preliminary draft\_1

---

## Supported Interface Keys

| ASCII | HEX | IBM PC/AT and<br>Compatibles,<br>USB PC<br>Keyboard | Apple Mac/iMac<br>Supported Keys |
|-------|-----|---|----------------------------------|
| NUL   | 00  | Reserved  | Reserved                         |
| SOH   | 01  | Enter (KP)  | Enter/Numpad Enter               |
| STX   | 02  | Cap Lock  | CAPS                             |
| ETX   | 03  | ALT make  | ALT make                         |
| EOT   | 04  | ALT break   | ALT break                        |
| ENQ   | 05  | CTRL make   | CNTRL make                       |
| ACK   | 06  | CTRL break  | CNTRL break                      |
| BEL   | 07  | CR/Enter  | RETURN                           |
| BS    | 08  | Reserved  | APPLE make                       |
| HT    | 09  | Tab   | TAB                              |
| LF    | 0A  | Reserved  | APPLE break                      |
| VT    | 0B  | Tab   | TAB                              |
| FF    | 0C  | Delete  | Del                              |
| CR    | 0D  | CR/Enter  | RETURN                           |
| SO    | 0E  | Insert  | Ins Help                         |
| SI    | 0F  | Escape  | ESC                              |
| DLE   | 10  | F11   | F11                              |
| DC1   | 11  | Home  | Home                             |
| DC2   | 12  | Print   | Prnt Scrn                        |
| DC3   | 13  | Back Space  | BACKSPACE                        |
| DC4   | 14  | Back Tab  | LSHIFT TAB                       |
| NAK   | 15  | F12   | F12                              |
| SYN   | 16  | F1  | F1                               |
| ETB   | 17  | F2  | F2                               |
| CAN   | 18  | F3  | F3                               |
| EM    | 19  | F4  | F4                               |
| SUB   | 1A  | F5  | F5                               |
| ESC   | 1B  | F6  | F6                               |
| FS    | 1C  | F7  | F7                               |
| GS    | 1D  | F8  | F8                               |
| RS    | 1E  | F9  | F9                               |
| US    | 1F  | F10   | F10                              |
| DEL   | 7F  |   | BACKSPACE                        |

# Preliminary draft\_1

---

### **To Add a Test Code I.D. Prefix to All Symbologies**

This selection allows you to turn on transmission of a Code I.D. before the decoded symbology. (See the [Symbology Charts](#), beginning on page A-1) for the single character code that identifies each symbology.) This action first clears all current prefixes, then programs a Code I.D. prefix for all symbologies. This is a temporary setting that will be removed when the unit is power cycled.



PRECA2,BK2995C80!

**Add Code I.D. Prefix to  
All Symbologies (Temporary)**

### **Show Decoder Revision**

Scan the bar code below to output the decoder revision.



REV\_DR.

**Show Decoder Revision**

### **Show Scan Driver Revision**

Scan the bar code below to output the scan driver revision. The scan driver controls image capture.



REV\_SD.

**Show Scan Driver Revision**

### **Show Software Revision**

Scan the bar code below to output the current software revision, unit serial number, and other product information for both the scanner and base.



REVINF.

**Show Software Revision**

### **Show Data Format**

Scan the bar code below to show current data format settings.



DFMBK3?.

**Data Format Settings**

# Preliminary draft\_1

---

## Test Menu

When you scan the Test Menu **On** code, then scan a programming code in this manual, the scanner displays the content of a programming code. The programming function will still occur, but in addition, the content of that programming code is output to the terminal.

*Note: This feature should not be used during normal scanner operation.*



## TotalFreedom

TotalFreedom is an open system architecture that makes it possible for you create applications that reside on your scanner. Decoding apps and Data Formatting apps can be created using TotalFreedom. For further information about TotalFreedom, go to our website at [www.honeywellaidc.com](http://www.honeywellaidc.com).

## Application Plug-Ins (Apps)

Any apps that you are using can be turned off or on by scanning the following bar codes. Apps are stored in groups: Decoding, and Formatting. You can enable and disable these groups of apps by scanning that group's **On** or **Off** bar code below. You can also scan the **List Apps** bar code to output a list of all your apps.



*Note: You must reset your device in order for the apps setting to take effect.*

## ***EZConfig-Scanning Introduction***

EZConfig-Scanning provides a wide range of PC-based programming functions that can be performed on a scanner connected to your PC's COM port. EZConfig-Scanning allows you to download upgrades to the scanner's firmware, change programmed parameters, and create and print programming bar codes. Using EZConfig-Scanning, you can even save/open the programming parameters for a scanner. This saved file can be e-mailed or, if required, you can create a single bar code that contains all the customized programming parameters and mail or fax that bar code to any location. Users in other locations can scan the bar code to load in the customized programming.

To communicate with a scanner, EZConfig-Scanning requires that the PC have at least one available serial communication port, or a serial port emulation using a physical USB port. If you are using the serial port and RS232 cable, an external power supply is required. When using a USB serial port emulation, only a USB cable is required.

## ***EZConfig-Scanning Operations***

The EZConfig-Scanning software performs the following operations:

### ***Scan Data***

Scan Data allows you to scan bar codes and display the bar code data in a window. Scan Data lets you send serial commands to the scanner and receive scanner response that can be seen in the Scan Data window. The data displayed in the Scan Data window can either be saved in a file or printed.

### ***Configure***

Configure displays the programming and configuration data of the scanner. The scanner's programming and configuration data is grouped into different categories. Each category is displayed as a tree item under the "Configure" tree node in the application explorer. When one of these tree nodes is clicked, the right-hand side is loaded with the parameters' form belonging to that particular category. The "Configure" tree option has all the programming and configuration parameters specified for a scanner. You can set or modify these parameters as required. You can later write the modified settings to the scanner, or save them to a dcf file.

### ***Imaging***

Imaging provides all the image-related functions that a 2D Scanner can perform. You can capture an image using the current settings, and the image will be displayed in an image window. Images captured from the scanner can be saved to files in different image formats. You can modify the image settings and save the image settings to an INI file, which can be loaded later to capture new images. Imaging also lets you preview the images continuously captured by the scanner.

## ***Installing EZConfig-Scanning from the Web***

*Note: EZConfig-Scanning requires .NET software. If .NET is not installed on your PC, you will be prompted to install it during the EZConfig-Scanning installation.*

1. Access the Honeywell web site at [www.honeywellaidc.com](http://www.honeywellaidc.com)
2. Click on the **Resources** tab. Select **Software**.
3. Click on the dropdown for **Select Product Number**. Click on your product number.
4. Click on the listing for **EZConfig-Scanning**.
5. When prompted, select **Save File**, and save the files to the **c:\windows\temp** directory.
6. Once you have finished downloading the file, exit the web site.
7. Using Explorer, go to the **c:\windows\temp** file.
8. Double click on the **Setup.exe** file. Follow the screen prompts to install the EZConfig-Scanning program.
9. If you've selected the defaults during installation, you can click on **Start Menu-All Programs-Honeywell-EZConfig-Scanning**.

# Preliminary draft\_1

---

## Resetting the Factory Defaults



*This selection erases all your settings and resets the scanner to the original factory defaults. It also disables all plugins.*

If you aren't sure what programming options are in your scanner, or you've changed some options and want to restore the scanner to factory default settings, first scan the **Remove Custom Defaults** bar code, then scan **Activate Defaults**. This resets the scanner to the factory default settings.



DEFOVR.

**Remove Custom Defaults**



DEFAULT.

**Activate Defaults**

*Note: If using a cordless system, scanning the **Activate Defaults** bar code also causes both the scanner and the base or Access Point to perform a reset and become unlinked. The scanner must be placed in its base to re-establish the link before any setup codes are entered. If using an Access Point, the linking bar code must be scanned. See [Cordless System Operation](#) beginning on page 3-1 for additional information.*

The [Menu Commands](#), beginning on page 11-4 list the factory default settings for each of the commands (indicated by an asterisk (\*) on the programming pages).



## Serial Programming Commands

The serial programming commands can be used in place of the programming bar codes. Both the serial commands and the programming bar codes will program the scanner. For complete descriptions and examples of each serial programming command, refer to the corresponding programming bar code in this manual.

The device must be set to an RS232 interface (see [page 2-1](#)). The following commands can be sent via a PC COM port using terminal emulation software.

### Conventions

The following conventions are used for menu and query command descriptions:

*parameter* A label representing the actual value you should send as part of a command.

[*option*] An optional part of a command.

{*Data*} Alternatives in a command.

**bold** Names of menus, menu commands, buttons, dialog boxes, and windows that appear on the screen.

### Menu Command Syntax

Menu commands have the following syntax (spaces have been used for clarity only):

*Prefix* [*:Name:*] *Tag SubTag* {*Data*} [, *SubTag* {*Data*}] [*:*] *Tag SubTag* {*Data*} [...] *Storage*

**Prefix** Three ASCII characters: **SYN M CR** (ASCII 22,77,13).

**:Name:** This command is only used with cordless devices. It is used to specify whether you're communicating with the base or the scanner. To send information to the scanner (with the base connected to host), use **:Xenon:** The default factory setting for a Xenon scanner is Xenon scanner. This setting is changed by using the BT\_NAM command, which accepts alphanumeric values. If the name is not known, a wildcard (\*) can be used **:\*:**.

**Note:** *Since the base stores all work group settings and transfers to them to scanner once they are linked, changes are typically done to the base and not to the scanner.*

**Tag** A 3 character case-insensitive field that identifies the desired menu command group. For example, all RS232 configuration settings are identified with a Tag of **232**.

**SubTag** A 3 character case-insensitive field that identifies the desired menu command within the tag group. For example, the SubTag for the RS232 baud rate is **BAD**.

**Data** The new value for a menu setting, identified by the Tag and SubTag.

**Storage** A single character that specifies the storage table to which the command is applied. An exclamation point (!) performs the command's operation on the device's volatile menu configuration table. A period (.) performs the command's operation on the device's non-volatile menu configuration table. Use the non-volatile table only for semi-permanent changes you want saved through a power cycle.

### Query Commands

Several special characters can be used to query the device about its settings.

- ^** What is the default value for the setting(s).
- ?** What is the device's current value for the setting(s).
- \*** What is the range of possible values for the setting(s). (The device's response uses a dash (-) to indicate a continuous range of values. A pipe (|) separates items in a list of non-continuous values.)

#### **:Name: Field Usage (Optional)**

This command returns the query information from the scanner.

#### **Tag Field Usage**

When a query is used in place of a Tag field, the query applies to the *entire* set of commands available for the particular storage table indicated by the Storage field of the command. In this case, the SubTag and Data fields should not be used because they are ignored by the device.

# Preliminary draft\_1

---

## ***SubTag Field Usage***

When a query is used in place of a SubTag field, the query applies only to the subset of commands available that match the Tag field. In this case, the Data field should not be used because it is ignored by the device.

## ***Data Field Usage***

When a query is used in place of the Data field, the query applies only to the specific command identified by the Tag and SubTag fields.

## ***Concatenation of Multiple Commands***

Multiple commands can be issued within one Prefix/Storage sequence. Only the Tag, SubTag, and Data fields must be repeated for each command in the sequence. If additional commands are to be applied to the same Tag, then the new command sequence is separated with a comma (,) and only the SubTag and Data fields of the additional command are issued. If the additional command requires a different Tag field, the command is separated from previous commands by a semicolon (;).

## ***Responses***

The device responds to serial commands with one of three responses:

**ACK** Indicates a good command which has been processed.

**ENQ** Indicates an invalid Tag or SubTag command.

**NAK** Indicates the command was good, but the Data field entry was out of the allowable range for this Tag and SubTag combination, e.g., an entry for a minimum message length of 100 when the field will only accept 2 characters.

When responding, the device echoes back the command sequence with the status character inserted directly before each of the punctuation marks (the period, exclamation point, comma, or semicolon) in the command.

## ***Examples of Query Commands***

In the following examples, a bracketed notation [ ] depicts a non-displayable response.

**Example:** What is the range of possible values for Codabar Coding Enable?

**Enter:**      **cbrena\*.**

**Response:** **CBRENA0-1[ACK]**

This response indicates that Codabar Coding Enable (CBRENA) has a range of values from 0 to 1 (off and on).

**Example:** What is the default value for Codabar Coding Enable?

**Enter:**      **cbrena^.**

**Response:** **CBRENA1[ACK]**

This response indicates that the default setting for Codabar Coding Enable (CBRENA) is 1, or on.

**Example:** What is the device's current setting for Codabar Coding Enable?

**Enter:**      **cbrena?.**

**Response:** **CBRENA1[ACK]**

This response indicates that the device's Codabar Coding Enable (CBRENA) is set to 1, or on.

**Example:** What are the device's settings for all Codabar selections?

**Enter:**      **cbr?.**

**Response:** **CBRENA1[ACK],  
SSX0[ACK],  
CK20[ACK],  
CCT1[ACK],  
MIN2[ACK],  
MAX60[ACK],  
DFT[ACK].**

# Preliminary draft\_1

---

This response indicates that the device's Codabar Coding Enable (CBRENA) is set to 1, or on;  
the Start/Stop Character (SSX) is set to 0, or Don't Transmit;  
the Check Character (CK2) is set to 0, or Not Required;  
concatenation (CCT) is set to 1, or Enabled;  
the Minimum Message Length (MIN) is set to 2 characters;  
the Maximum Message Length (MAX) is set to 60 characters;  
and the Default setting (DFT) has no value.

## **Trigger Commands**

You can activate and deactivate the scanner with serial trigger commands. First, the scanner must be put in Manual Trigger Mode by scanning a Manual Trigger Mode bar code ([page 4-6](#)), or by sending a serial menu command for triggering ([page 4-7](#)). Once the scanner is in serial trigger mode, the trigger is activated and deactivated by sending the following commands:

Activate: **SYN T CR**

Deactivate: **SYN U CR**

The scanner scans until a bar code has been read, until the deactivate command is sent, or until the serial time-out has been reached (see "Read Time-Out" on page 4-7 for a description, and the serial command on [page 11-12](#)).

## **Resetting the Custom Defaults**

If you want the custom default settings restored to your scanner, scan the **Activate Custom Defaults** bar code below. This resets the scanner to the custom default settings. If there are no custom defaults, it will reset the scanner to the factory default settings. Any settings that have not been specified through the custom defaults will be defaulted to the factory default settings.



**Activate Custom Defaults**

*Note: If using a cordless system, scanning this bar code also causes both the scanner and the base or Access Point to perform a reset and become unlinked. The scanner must be placed in its base to re-establish the link. If using an Access Point, the linking bar code must be scanned. See [Cordless System Operation](#) beginning on page 3-1 for additional information.*

The charts on the following pages list the factory default settings for each of the commands (indicated by an asterisk (\*) on the programming pages).

# Preliminary draft\_1

## Menu Commands

| Selection  | Setting<br><i>* Indicates default</i>   | Serial Command<br><i># Indicates a numeric entry</i> | Page                 |
|--|---|--|----------------------|
| <b>Product Default Settings</b>                    |   |  |                      |
| Setting Custom Defaults                            | Set Custom Defaults   | MNUCDP   | <a href="#">1-11</a> |
|  | Save Custom Defaults  | MNUCDS   | <a href="#">1-11</a> |
| Resetting the Custom Defaults                      | Activate Custom Defaults  | DEFAULT  | <a href="#">1-12</a> |
| Resetting the Factory Defaults - cordless scanners | Factory Default Settings:<br>All Application Groups   | PAPDFT&  | <a href="#">3-20</a> |
| Resetting the Custom Defaults - cordless scanners  | Custom Default Settings:<br>All Application Groups  | PAPDFT   | <a href="#">3-21</a> |
| <b>Programming the Interface</b>                   |   |  |                      |
| Plug and Play Codes                                | Keyboard Wedge:<br>IBM PC AT and Compatibles with<br>CR suffix (not supported by Granit<br>1980i) | PAP_AT   | <a href="#">2-1</a>  |
|  | Laptop Direct Connect with CR<br>suffix   | PAPLTD   | <a href="#">2-1</a>  |
|  | RS232 Serial Port   | PAP232   | <a href="#">2-1</a>  |
| Plug and Play Codes:<br>RS485                      | IBM Port 5B Interface   | PAPP5B   | <a href="#">2-2</a>  |
|  | IBM Port 9B HHBCR-1 Interface   | PAP9B1   | <a href="#">2-2</a>  |
|  | IBM Port 17 Interface   | PAPP17   | <a href="#">2-2</a>  |
|  | IBM Port 9B HHBCR-2 Interface   | PAP9B2   | <a href="#">2-2</a>  |
|  | RS485 Packet Mode On  | RTLPDF1  | <a href="#">2-2</a>  |
|  | RS485 Packet Mode Off   | RTLPDF0  | <a href="#">2-2</a>  |
| Plug and Play Codes: IBM SurePos                   | RS485 Packet Length (20-256)  | RTLMP5   | <a href="#">2-3</a>  |
|  | USB IBM SurePos Handheld  | PAPSPH   | <a href="#">2-3</a>  |
| Plug and Play Codes: USB                           | USB IBM SurePos Tabletop  | PAPSPT   | <a href="#">2-3</a>  |
|  | USB Keyboard (PC)   | PAP124   | <a href="#">2-3</a>  |
|  | USB Keyboard (Mac)  | PAP125   | <a href="#">2-3</a>  |
|  | USB Japanese Keyboard (PC)  | TRMUSB134  | <a href="#">2-3</a>  |
|  | USB HID   | PAP131   | <a href="#">2-4</a>  |
|  | USB Serial  | TRMUSB130  | <a href="#">2-4</a>  |
|  | CTS/RTS Emulation On  | USBCTS1  | <a href="#">2-4</a>  |
|  | CTS/RTS Emulation Off*  | USBCTS0  | <a href="#">2-4</a>  |
|  | ACK/NAK Mode On   | USBACK1  | <a href="#">2-4</a>  |
|  | ACK/NAK Mode Off*   | USBACK0  | <a href="#">2-4</a>  |
| Remote MasterMind for USB                          | ReM Off   | REMIFC0  | <a href="#">2-4</a>  |
|  | ReM On  | REMIFC1  | <a href="#">2-4</a>  |

# Preliminary draft\_1

| <b>Selection</b>            | <b>Setting</b><br><i>* Indicates default</i> | <b>Serial Command</b><br><i># Indicates a numeric entry</i> | <b>Page</b>          |
|-----------------------------|--|---|----------------------|
| Plug and Play Codes         | Verifone Ruby Terminal                       | PAPRBY  | <a href="#">2-5</a>  |
|                             | Gilbarco Terminal                            | PAPGLB  | <a href="#">2-5</a>  |
|                             | Honeywell Bioptic Aux Port                   | PAPBIO  | <a href="#">2-5</a>  |
|                             | Datalogic Magellan Aux Port                  | PAPMAG  | <a href="#">2-6</a>  |
|                             | NCR Bioptic Aux Port                         | PAPNCR  | <a href="#">2-6</a>  |
|                             | Wincor Nixdorf Terminal                      | PAPWNX  | <a href="#">2-6</a>  |
|                             | Wincor Nixdorf Beetle                        | PAPBTL  | <a href="#">2-6</a>  |
| Program Keyboard<br>Country | *U.S.A.                                      | KBDCTY0   | <a href="#">2-7</a>  |
|                             | Albania                                      | KBDCTY35  | <a href="#">2-7</a>  |
|                             | Azeri (Cyrillic)                             | KBDCTY81  | <a href="#">2-7</a>  |
|                             | Azeri (Latin)                                | KBDCTY80  | <a href="#">2-7</a>  |
|                             | Belarus                                      | KBDCTY82  | <a href="#">2-7</a>  |
|                             | Belgium                                      | KBDCTY1   | <a href="#">2-7</a>  |
|                             | Bosnia                                       | KBDCTY33  | <a href="#">2-7</a>  |
|                             | Brazil                                       | KBDCTY16  | <a href="#">2-7</a>  |
|                             | Brazil (MS)                                  | KBDCTY59  | <a href="#">2-7</a>  |
|                             | Bulgaria (Cyrillic)                          | KBDCTY52  | <a href="#">2-8</a>  |
|                             | Bulgaria (Latin)                             | KBDCTY53  | <a href="#">2-8</a>  |
|                             | Canada (French legacy)                       | KBDCTY54  | <a href="#">2-8</a>  |
|                             | Canada (French)                              | KBDCTY18  | <a href="#">2-8</a>  |
|                             | Canada (Multilingual)                        | KBDCTY55  | <a href="#">2-8</a>  |
|                             | Croatia                                      | KBDCTY32  | <a href="#">2-8</a>  |
|                             | Czech  | KBDCTY15  | <a href="#">2-8</a>  |
|                             | Czech (Programmers)                          | KBDCTY40  | <a href="#">2-8</a>  |
|                             | Czech (QWERTY)                               | KBDCTY39  | <a href="#">2-8</a>  |
|                             | Czech (QWERTZ)                               | KBDCTY38  | <a href="#">2-8</a>  |
|                             | Denmark                                      | KBDCTY8   | <a href="#">2-8</a>  |
|                             | Dutch (Netherlands)                          | KBDCTY11  | <a href="#">2-9</a>  |
|                             | Estonia                                      | KBDCTY41  | <a href="#">2-9</a>  |
|                             | Faroese                                      | KBDCTY83  | <a href="#">2-9</a>  |
|                             | Finland                                      | KBDCTY2   | <a href="#">2-9</a>  |
|                             | France                                       | KBDCTY3   | <a href="#">2-9</a>  |
|                             | Gaelic                                       | KBDCTY84  | <a href="#">2-9</a>  |
|                             | Germany                                      | KBDCTY4   | <a href="#">2-9</a>  |
|                             | Greek  | KBDCTY17  | <a href="#">2-9</a>  |
|                             | Greek (220 Latin)                            | KBDCTY64  | <a href="#">2-9</a>  |
|                             | Greek (220)                                  | KBDCTY61  | <a href="#">2-9</a>  |
|                             | Greek (319 Latin)                            | KBDCTY65  | <a href="#">2-9</a>  |
|                             | Greek (319)                                  | KBDCTY62  | <a href="#">2-10</a> |
|                             | Greek (Latin)                                | KBDCTY63  | <a href="#">2-10</a> |
| Greek (MS)                  | KBDCTY66                                     | <a href="#">2-10</a>  |                      |
| Greek (Polytonic)           | KBDCTY60                                     | <a href="#">2-10</a>  |                      |

# Preliminary draft\_1

| Selection | Setting<br><i>* Indicates default</i> | Serial Command<br><i># Indicates a numeric entry</i> | Page                 |
|-----------|---------------------------------------|--|----------------------|
|           | Hebrew                                | KBDCTY12   | <a href="#">2-10</a> |
|           | Hungarian (101 key)                   | KBDCTY50   | <a href="#">2-10</a> |
|           | Hungary                               | KBDCTY19   | <a href="#">2-10</a> |
|           | Iceland                               | KBDCTY75   | <a href="#">2-10</a> |
|           | Irish                                 | KBDCTY73   | <a href="#">2-10</a> |
|           | Italian (142)                         | KBDCTY56   | <a href="#">2-10</a> |
|           | Italy                                 | KBDCTY5  | <a href="#">2-10</a> |
|           | Japan ASCII                           | KBDCTY28   | <a href="#">2-11</a> |
|           | Kazakh                                | KBDCTY78   | <a href="#">2-11</a> |
|           | Kyrgyz (Cyrillic)                     | KBDCTY79   | <a href="#">2-11</a> |
|           | Latin America                         | KBDCTY14   | <a href="#">2-11</a> |
|           | Latvia                                | KBDCTY42   | <a href="#">2-11</a> |
|           | Latvia (QWERTY)                       | KBDCTY43   | <a href="#">2-11</a> |
|           | Lithuania                             | KBDCTY44   | <a href="#">2-11</a> |
|           | Lithuania (IBM)                       | KBDCTY45   | <a href="#">2-11</a> |
|           | Macedonia                             | KBDCTY34   | <a href="#">2-11</a> |
|           | Malta                                 | KBDCTY74   | <a href="#">2-11</a> |
|           | Mongolian (Cyrillic)                  | KBDCTY86   | <a href="#">2-11</a> |
|           | Norway                                | KBDCTY9  | <a href="#">2-12</a> |
|           | Poland                                | KBDCTY20   | <a href="#">2-12</a> |
|           | Polish (214)                          | KBDCTY57   | <a href="#">2-12</a> |
|           | Polish (Programmers)                  | KBDCTY58   | <a href="#">2-12</a> |
|           | Portugal                              | KBDCTY13   | <a href="#">2-12</a> |
|           | Romania                               | KBDCTY25   | <a href="#">2-12</a> |
|           | Russia                                | KBDCTY26   | <a href="#">2-12</a> |
|           | Russian (MS)                          | KBDCTY67   | <a href="#">2-12</a> |
|           | Russian (Typewriter)                  | KBDCTY68   | <a href="#">2-12</a> |
|           | SCS                                   | KBDCTY21   | <a href="#">2-12</a> |
|           | Serbia (Cyrillic)                     | KBDCTY37   | <a href="#">2-12</a> |
|           | Serbia (Latin)                        | KBDCTY36   | <a href="#">2-13</a> |
|           | Slovakia                              | KBDCTY22   | <a href="#">2-13</a> |
|           | Slovakia (QWERTY)                     | KBDCTY49   | <a href="#">2-13</a> |
|           | Slovakia (QWERTZ)                     | KBDCTY48   | <a href="#">2-13</a> |
|           | Slovenia                              | KBDCTY31   | <a href="#">2-13</a> |
|           | Spain                                 | KBDCTY10   | <a href="#">2-13</a> |
|           | Spanish variation                     | KBDCTY51   | <a href="#">2-13</a> |
|           | Sweden                                | KBDCTY23   | <a href="#">2-13</a> |
|           | Switzerland (French)                  | KBDCTY29   | <a href="#">2-13</a> |
|           | Switzerland (German)                  | KBDCTY6  | <a href="#">2-13</a> |
|           | Tatar                                 | KBDCTY85   | <a href="#">2-13</a> |
|           | Turkey F                              | KBDCTY27   | <a href="#">2-14</a> |
|           | Turkey Q                              | KBDCTY24   | <a href="#">2-14</a> |
|           | Ukrainian                             | KBDCTY76   | <a href="#">2-14</a> |

# Preliminary draft\_1

| <b>Selection</b>                              | <b>Setting</b><br><i>* Indicates default</i> | <b>Serial Command</b><br><i># Indicates a numeric entry</i> | <b>Page</b>          |
|---|--|---|----------------------|
|   | United Kingdom                               | KBDCTY7   | <a href="#">2-14</a> |
|   | United States (Dvorak right)                 | KBDCTY89  | <a href="#">2-14</a> |
|   | United States (Dvorak left)                  | KBDCTY88  | <a href="#">2-14</a> |
|   | United States (Dvorak)                       | KBDCTY87  | <a href="#">2-14</a> |
|   | United States (International)                | KBDCTY30  | <a href="#">2-14</a> |
|   | Uzbek (Cyrillic)                             | KBDCTY77  | <a href="#">2-14</a> |
| Keyboard Conversion                           | *Keyboard Conversion Off                     | KBDCNV0   | <a href="#">2-15</a> |
|   | Convert all Characters to Upper Case         | KBDCNV1   | <a href="#">2-16</a> |
|   | Convert all Characters to Lower Case         | KBDCNV2   | <a href="#">2-16</a> |
| Keyboard Style                                | *Regular                                     | KBDSTY0   | <a href="#">2-14</a> |
|   | Caps Lock                                    | KBDSTY1   | <a href="#">2-15</a> |
|   | Shift Lock                                   | KBDSTY2   | <a href="#">2-15</a> |
|   | Automatic Caps Lock                          | KBDSTY6   | <a href="#">2-15</a> |
|   | Emulate External Keyboard                    | KBDSTY5   | <a href="#">2-15</a> |
| Control Character Output                      | *Control Character Output Off                | KBDNPE0   | <a href="#">2-16</a> |
|   | *Control Character Output On                 | KBDNPE1   | <a href="#">2-16</a> |
| Keyboard Modifiers                            | *Control + X Off                             | KBDCAS0   | <a href="#">2-16</a> |
|   | DOS Mode Control + X                         | KBDCAS1   | <a href="#">2-16</a> |
|   | Windows Mode Control + X                     | KBDCAS2   | <a href="#">2-16</a> |
|   | Windows Mode Prefix/Suffix Off               | KBDCAS3   | <a href="#">2-17</a> |
|   | *Turbo Mode Off                              | KBDTMD0   | <a href="#">2-17</a> |
|   | Turbo Mode On                                | KBDTMD1   | <a href="#">2-17</a> |
|   | *Numeric Keypad Off                          | KBDNPS0   | <a href="#">2-17</a> |
|   | Numeric Keypad On                            | KBDNPS1   | <a href="#">2-17</a> |
|   | *Auto Direct Connect Off                     | KBDADC0   | <a href="#">2-17</a> |
|   | Auto Direct Connect On                       | KBDADC1   | <a href="#">2-17</a> |
| Baud Rate                                     | 300 BPS                                      | 232BAD0   | <a href="#">2-18</a> |
|   | 600 BPS                                      | 232BAD1   | <a href="#">2-18</a> |
|   | 1200 BPS                                     | 232BAD2   | <a href="#">2-18</a> |
|   | 2400 BPS                                     | 232BAD3   | <a href="#">2-18</a> |
|   | 4800 BPS                                     | 232BAD4   | <a href="#">2-18</a> |
|   | 9600 BPS                                     | 232BAD5   | <a href="#">2-18</a> |
|   | 19200 BPS                                    | 232BAD6   | <a href="#">2-18</a> |
|   | 38400 BPS                                    | 232BAD7   | <a href="#">2-18</a> |
|   | 57600 BPS                                    | 232BAD8   | <a href="#">2-18</a> |
|   | *115200 BPS                                  | 232BAD9   | <a href="#">2-18</a> |
| Word Length: Data Bits, Stop Bits, and Parity | 7 Data, 1 Stop, Parity Even                  | 232WRD3   | <a href="#">2-19</a> |
|   | 7 Data, 1 Stop, Parity None                  | 232WRD0   | <a href="#">2-19</a> |
|   | 7 Data, 1 Stop, Parity Odd                   | 232WRD6   | <a href="#">2-19</a> |
|   | 7 Data, 2 Stop, Parity Even                  | 232WRD4   | <a href="#">2-19</a> |

# Preliminary draft\_1

| Selection   | Setting<br><i>* Indicates default</i>        | Serial Command<br><i># Indicates a numeric entry</i> | Page                 |
|---|--|--|----------------------|
|   | 7 Data, 2 Stop, Parity None                  | 232WRD1  | <a href="#">2-19</a> |
|   | 7 Data, 2 Stop, Parity Odd                   | 232WRD7  | <a href="#">2-19</a> |
|   | 8 Data, 1 Stop, Parity Even                  | 232WRD5  | <a href="#">2-19</a> |
|   | *8 Data, 1 Stop, Parity None                 | 232WRD2  | <a href="#">2-19</a> |
|   | 8 Data, 1 Stop, Parity Odd                   | 232WRD8  | <a href="#">2-19</a> |
|   | 8 Data, 1 Stop, Parity Mark                  | 232WRD14   | <a href="#">2-19</a> |
| RS232 Receiver Time-out   | Range 0 - 300 seconds                        | 232LPT###  | <a href="#">2-20</a> |
| RS232 Handshaking   | *RTS/CTS Off                                 | 232CTS0  | <a href="#">2-20</a> |
|   | Flow Control, No Timeout                     | 232CTS1  | <a href="#">2-20</a> |
|   | Two-Direction Flow Control                   | 232CTS2  | <a href="#">2-20</a> |
|   | Flow Control with Timeout                    | 232CTS3  | <a href="#">2-20</a> |
|   | RS232 Timeout                                | 232DEL####   | <a href="#">2-20</a> |
|   | *XON/XOFF Off                                | 232XON0  | <a href="#">2-21</a> |
|   | XON/XOFF On                                  | 232XON1  | <a href="#">2-21</a> |
|   | *ACK/NAK Off                                 | 232ACK0  | <a href="#">2-21</a> |
|   | ACK/NAK On                                   | 232ACK1  | <a href="#">2-21</a> |
| Scanner-Bioptic Packet Mode   | *Packet Mode Off                             | 232PKT0  | <a href="#">2-21</a> |
|   | Packet Mode On                               | 232PKT2  | <a href="#">2-2</a>  |
| Scanner-Bioptic ACK/NAK Mode  | *Bioptic ACK/NAK Off                         | 232NAK0  | <a href="#">2-22</a> |
|   | Bioptic ACK/NAK On                           | 232NAK1  | <a href="#">2-22</a> |
| Scanner-Bioptic ACK/NAK Timeout   | ACK/NAK Timeout<br>*5100                     | 232DLK#####  | <a href="#">2-22</a> |
| <b>Cordless System Operation</b>  |  |  |                      |
| <i>Note: This section applies only to cordless systems. It does not apply to corded scanners.</i> |  |  |                      |
| Base Power Communication Indicator  | *On  | .*:BASRED1   | <a href="#">3-5</a>  |
|   | Off  | .*:BASRED0   | <a href="#">3-5</a>  |
| Reset Scanner   | Reset Scanner                                | RESET_   | <a href="#">3-6</a>  |
| Scanning While in Base Cradle   | Scanning in Cradle Off                       | BT_SIC0  | <a href="#">3-6</a>  |
|   | *Scanning in Cradle On (CCB01-010BT default) | BT_SIC1  | <a href="#">3-6</a>  |
|   | Shut Down Scanner in Cradle                  | BT_SIC2  | <a href="#">3-6</a>  |
| Base Charging Modes   | Base Charge Off                              | BASCHG0  | <a href="#">3-7</a>  |
|   | *External or Interface Cable Power           | BASCHG1  | <a href="#">3-7</a>  |
|   | External Power Only                          | BASCHG2  | <a href="#">3-7</a>  |
| Paging Mode   | *On  | BEPPGE1  | <a href="#">3-7</a>  |
|   | Off  | BEPPGE0  | <a href="#">3-7</a>  |
| Paging Pitch  | Range 400 - 9000 Hz (*1000)                  | BEPPFQ####   | <a href="#">3-7</a>  |
| Beeper Pitch - Base Error   | *Razz (250) (min 200Hz)                      | BASFQ2250  | <a href="#">3-8</a>  |
|   | Medium (3250)                                | BASFQ23250   | <a href="#">3-8</a>  |
|   | High (4200) (max 9000Hz)                     | BASFQ24200   | <a href="#">3-8</a>  |
| Number of Beeps - Base Error  | *1   | BASERR3  | <a href="#">3-8</a>  |
|   | Range 1 - 9                                  | BASERR#  | <a href="#">3-8</a>  |
| Scanner Report  | Scanner Report                               | RPTSCN   | <a href="#">3-8</a>  |



# Preliminary draft\_1

| Selection                    | Setting<br><i>* Indicates default</i>            | Serial Command<br><i># Indicates a numeric entry</i> | Page |
|------------------------------|--|--|------|
| Scanner Address              | Scanner Address                                  | BT_LDA   | 3-9  |
| Base Address                 | Base Address                                     | ∗:BASLDA   | 3-9  |
| Scanner Modes                | Charge Only Mode                                 | ∗:BASLNK0  | 3-9  |
|                              | *Charge and Link Mode                            | ∗:BASLNK1  | 3-9  |
|                              | Locked Link Mode                                 | BASCON0,DNG1   | 3-10 |
|                              | *Open Link Mode                                  | BASCON1,DNG1   | 3-10 |
|                              | Unlink Scanner                                   | BT_RMV   | 3-10 |
|                              | Override Locked Scanner                          | BT_RPL1  | 3-10 |
| Out-of-Range Alarm           | Base Alarm Duration (Range 1 - 3000 sec (*0))    | BASORD   | 3-11 |
|                              | Scanner Alarm Duration (Range 1 - 3000 sec (*0)) | BT_ORD   | 3-11 |
| Alarm Sound Type             | Base Alarm Type                                  | BASORW   | 3-11 |
|                              | Scanner Alarm Type                               | BT_ORW   | 3-11 |
| Scanner Power Time-Out Timer | Timer (0-7200 seconds)                           | BT_LPT0  | 3-12 |
|                              | 200 Seconds                                      | BT_LPT200  | 3-12 |
|                              | 400 Seconds                                      | BT_LPT400  | 3-12 |
|                              | 900 Seconds                                      | BT_LPT900  | 3-12 |
|                              | 3600 Seconds                                     | BT_LPT3600   | 3-12 |
|                              | 7200 Seconds                                     | BT_LPT7200   | 3-12 |
| Flexible Power Management    | *Full Power                                      | BT_TXP100  | 3-13 |
|                              | Medium Power                                     | BT_TXP35   | 3-13 |
|                              | Medium Low Power                                 | BT_TXP5  | 3-13 |
|                              | Low Power  | BT_TXP1  | 3-13 |
| Batch Mode                   | Automatic Batch Mode                             | BATENA1  | 3-13 |
|                              | *Batch Mode Off                                  | BATENA0  | 3-13 |
|                              | Inventory Batch Mode                             | BATENA2  | 3-14 |
|                              | Persistent Batch Mode                            | BATENA3  | 3-14 |
| Batch Mode Beep              | Off  | BATBEP0  | 3-14 |
|                              | *On  | BATBEP1  | 3-14 |
| Batch Mode Storage           | *Flash Storage                                   | BATNVS1  | 3-14 |
|                              | RAM Storage                                      | BATNVS0  | 3-14 |
| Batch Mode Quantity          | *Off   | BATQTY0  | 3-15 |
|                              | On   | BATQTY1  | 3-15 |

# Preliminary draft\_1

| Selection   | Setting<br><i>* Indicates default</i>       | Serial Command<br><i># Indicates a numeric entry</i> | Page |
|---|---|--|------|
| Quantity Codes  | 0   | BATNUM0  | 3-15 |
|   | *1  | BATNUM1  | 3-16 |
|   | 2   | BATNUM2  | 3-16 |
|   | 3   | BATNUM3  | 3-16 |
|   | 4   | BATNUM4  | 3-16 |
|   | 5   | BATNUM5  | 3-16 |
|   | 6   | BATNUM6  | 3-16 |
|   | 7   | BATNUM7  | 3-16 |
|   | 8   | BATNUM8  | 3-16 |
|   | 9   | BATNUM9  | 3-16 |
| Batch Mode Output Order                                     | *FIFO                                       | BATLIF0  | 3-16 |
|   | LIFO  | BATLIF1  | 3-16 |
| Total Records   | Total Records                               | BATNRC   | 3-17 |
| Delete Last Code  | Delete Last Code                            | BATUND   | 3-17 |
| Clear All Codes   | Clear All Codes                             | BATCLR   | 3-17 |
| Transmit Records to Host                                    | Transmit Inventory Records                  | BAT_TX   | 3-17 |
| Batch Mode Transmit Delay                                   | *Off  | BATDLY0  | 3-17 |
|   | Short (ms)                                  | BATDLY250  | 3-17 |
|   | Medium (ms)                                 | BATDLY500  | 3-18 |
|   | Long (ms)                                   | BATDLY1000   | 3-18 |
| Multiple Scanner Operation                                  | Multiple Scanner Operation                  | BASCON2,DNG3   | 3-18 |
| Scanner Name  | Name 1-7                                    | BT_NAM#####  | 3-18 |
|   | Reset                                       | RESET_   | 3-19 |
|   | Scanner Name                                | BT_NAM   | 3-19 |
| Application Work Group Selections                           | *Group 0                                    | GRPSEL0  | 3-20 |
|   | Group 1-6                                   | GRPSEL#  | 3-20 |
| Resetting the Factory Defaults: All Application Work Groups | Factory Default Settings: All Work Groups   | PAPDFT&  | 3-20 |
| Resetting the Custom Defaults: All Application Work Groups  | Custom Default Settings: All Work Groups    | PAPDFT   | 3-21 |
| Bluetooth Connection  | Bluetooth HID Keyboard Connect              | PAPBTH   | 3-21 |
|   | Bluetooth HID Keyboard Disconnect           | PAPSPP   | 3-23 |
|   | Bluetooth Serial Port - PCs/Laptops         | BT_TRM0;BT_DNG5                                      | 3-23 |
|   | BT Connection - PDA/Mobility Systems Device | BT_TRM0;BT_DNG1                                      | 3-23 |
|   | Bluetooth PIN Code                          | BT_PIN   | 3-23 |
| Bluetooth PIN Code  | Bluetooth PIN                               | BT_PIN   | 3-23 |
|   | Auto Reconnect Mode                         |  |      |
| Auto Reconnect Mode   | *Auto Reconnect On                          | BT_ACM1  | 3-24 |
|   | Auto Reconnect Off                          | BT_ACM0  | 3-24 |
| Maximum Link Attempts                                       | Maximum Link Attempts                       | BT_MLA   | 3-25 |
| Relink Time-Out   | Relink Time-Out                             | BT_RLT   | 3-25 |

# Preliminary draft\_1

| Selection                            | Setting<br><i>* Indicates default</i> | Serial Command<br><i># Indicates a numeric entry</i> | Page |
|--------------------------------------|---------------------------------------|--|------|
| Host Command Acknowledgment          | Host ACK On                           | HSTACK1  | 3-27 |
|                                      | *Host ACK Off                         | HSTACK0  | 3-27 |
| <b>Input/Output Selections</b>       |                                       |  |      |
| Power Up Beeper                      | Power Up Beeper Off - Scanner         | BEPPWR0  | 4-1  |
|                                      | *Power Up Beeper On - Scanner         | BEPPWR1  | 4-1  |
|                                      | Power Up Beeper Off - Cordless Base   | BASPWR0  | 4-1  |
|                                      | Power Up Beeper On - Cordless Base    | BASPWR1  | 4-1  |
| Beep on BEL Character                | Beep on BEL On                        | BELBEP1  | 4-1  |
|                                      | *Beep on BEL Off                      | BELBEP0  | 4-1  |
| Trigger Click                        | On                                    | BEPTRG1  | 4-2  |
|                                      | *Off                                  | BEPTRG0  | 4-2  |
| Beeper - Good Read                   | Off                                   | BEPBEP0  | 4-2  |
|                                      | *On                                   | BEPBEP1  | 4-2  |
| Beeper Volume - Good Read            | Off                                   | BEPLVL0  | 4-2  |
|                                      | Low                                   | BEPLVL1  | 4-2  |
|                                      | Medium                                | BEPLVL2  | 4-2  |
|                                      | *High                                 | BEPLVL3  | 4-2  |
| Beeper Pitch - Good Read (Frequency) | Low (1600) (min 400Hz)                | BEPFQ11600   | 4-3  |
|                                      | *Medium - Xenon (2700 Hz)             | BEPFQ12700   | 4-3  |
|                                      | *Medium - Granit (3200 Hz)            | BEPFQ13200   | 4-3  |
|                                      | High (4200) (max 9000Hz)              | BEPFQ14200   | 4-3  |
| Vibrate - Good Read                  | Vibrate - Good Read Off               | TFBGRD0  | 4-3  |
|                                      | *Vibrate - Good Read On               | TFBGRD1  | 4-3  |
| Vibrate Duration                     | Duration<br>(100 - 2,000 ms) *300     | TFBDUR####   | 4-3  |
| Beeper Pitch - Error (Frequency)     | *Razz (250) (min 200Hz)               | BEPFQ2800  | 4-4  |
|                                      | Medium (3250)                         | BEPFQ23250   | 4-4  |
|                                      | High (4200) (max 9000Hz)              | BEPFQ24200   | 4-4  |
| Beeper Duration - Good Read          | *Normal Beep                          | BEPBIP0  | 4-4  |
|                                      | Short Beep                            | BEPBIP1  | 4-4  |
| LED - Good Read                      | Off                                   | BEPLD0   | 4-4  |
|                                      | *On                                   | BEPLD1   | 4-4  |
| Number of Beeps - Error              | *1                                    | BEPERR3  | 4-5  |
|                                      | Range 1 - 9                           | BEPERR#  | 4-5  |
| Number of Beeps - Good Read          | *1                                    | BEPRPT1  | 4-5  |
|                                      | Range 1 - 9                           | BEPRPT#  | 4-5  |
| Beeper Volume Max                    | Beeper Volume Max                     | PAPBLM   | 4-5  |
| Good Read Delay                      | *No Delay                             | DLYGRD0  | 4-5  |
|                                      | Short Delay (500 ms)                  | DLYGRD500  | 4-5  |
|                                      | Medium Delay (1000 ms)                | DLYGRD1000   | 4-5  |
|                                      | Long Delay (1500 ms)                  | DLYGRD1500   | 4-6  |

# Preliminary draft\_1

| <b>Selection</b>                       | <b>Setting</b><br><i>* Indicates default</i>   | <b>Serial Command</b><br><i># Indicates a numeric entry</i> | <b>Page</b> |
|--|--|---|-------------|
| User-Specified Good Read Delay         | Range 0 - 30,000 ms                            | DLYGRD#####   | 4-6         |
| Manual Trigger Modes                   | *Manual Trigger - Normal                       | PAPHHF  | 4-6         |
|  | Manual Trigger - Enhanced                      | PAPHHS  | 4-6         |
| LED Illumination - Manual Trigger      | Off  | PWRNOL0   | 4-6         |
|  | Low  | PWRNOL100   | 4-6         |
|  | Medium (Xenon only)                            | PWRNOL120   | 4-6         |
|  | *High  | PWRNOL150   | 4-6         |
| Serial Trigger Mode                    | Read Time-Out<br>(0 - 300,000 ms) *30,000      | TRGSTO####  | 4-7         |
| Presentation Mode                      | Presentation Mode                              | PAPTPR  | 4-7         |
| LED Illumination - Presentation Mode   | Off  | PWRLDC0   | 4-8         |
|  | Low  | PWRLDC100   | 4-8         |
|  | *High  | PWRLDC150   | 4-8         |
| Presentation LED Behavior After Decode | *LEDs On                                       | TRGPCK1   | 4-8         |
|  | LEDs Off                                       | TRGPCK0   | 4-8         |
| Presentation Sensitivity               | Range 0-20 (*1)                                | TRGPMS##  | 4-8         |
| Presentation Centering Window          | Presentation Centering On                      | PDCWIN1   | 4-9         |
|  | *Presentation Centering Off                    | PDCWIN0   | 4-9         |
|  | Left of Presentation Centering Window (*40%)   | PDCLFT###   | 4-10        |
|  | Right of Presentation Centering Window (*60%)  | PDCRGT###   | 4-10        |
|  | Top of Presentation Centering Window (*40%)    | PDCTOP###   | 4-9         |
|  | Bottom of Presentation Centering Window (*60%) | PDCBOT###   | 4-10        |
| In-Stand Sensor Mode                   | Sensor On                                      | TRGSSW1   | 4-10        |
|  | Sensor Off                                     | TRGSSW0   | 4-10        |
| CodeGate                               | *CodeGate Off Out-of-Stand                     | AOSCGD0.  | 4-10        |
|  | CodeGate On Out-of-Stand                       | AOSCGD1.  | 4-11        |
| Streaming Presentation                 | Streaming Presentation Mode - Normal           | PAPSPN  | 4-11        |
|  | Streaming Presentation Mode - Enhanced         | PAPSPE  | 4-11        |
| Mobile Phone Read Mode                 | Hand Held Scanning - Mobile Phone              | PAPHHC  | 4-11        |
|  | Streaming Presentation - Mobile Phone          | PAPSPC  | 4-11        |
| Hands Free Time-Out                    | Range 0 - 300,000 ms                           | TRGPTO#####   | 4-12        |
| Reread Delay                           | Short (500 ms)                                 | DLYRRD500   | 4-12        |
|  | *Medium (750 ms)                               | DLYRRD750   | 4-12        |
|  | Long (1000 ms)                                 | DLYRRD1000  | 4-12        |
|  | Extra Long (2000 ms)                           | DLYRRD2000  | 4-12        |
| User-Specified                         | Range 0 - 30,000 ms                            | DLYRRD#####   | 4-12        |

# Preliminary draft\_1

| Selection                   | Setting<br><i>* Indicates default</i>                       | Serial Command<br><i># Indicates a numeric entry</i> | Page |
|-----------------------------|---|--|------|
| 2D Reread Delay             | *2D Reread Delay Off  | DLY2RR0  | 4-13 |
|                             | Short (1000ms)  | DLY2RR1000   | 4-13 |
|                             | Medium (2000ms)   | DLY2RR2000   | 4-13 |
|                             | Long (3000ms)   | DLY2RR3000   | 4-13 |
|                             | Extra Long (4000ms)   | DLY2RR4000   | 4-13 |
| Character Activation Mode   | *Off  | HSTCEN0  | 4-13 |
|                             | On  | HSTCEN1  | 4-13 |
|                             | Activation Character (Range 0-255) *12 [DC2]                | HSTACH###  | 4-14 |
|                             | *Do Not End Character Activation After Good Read            | HSTCGD0  | 4-14 |
|                             | End Character Activation After Good Read                    | HSTCGD1  | 4-14 |
|                             | Character Activation Timeout (Range 1 - 300,000) *30,000 ms | HSTCDT#####  | 4-14 |
| Character Deactivation Mode | *Off  | HSTDEN0  | 4-14 |
|                             | On  | HSTDEN1  | 4-14 |
|                             | Deactivation Character (Range 0-255) *14 [DC4]              | HSTDCH###  | 4-15 |
| Illumination Lights         | *Lights On  | SCNLED1  | 4-15 |
|                             | Lights Off  | SCNLED0  | 4-15 |
| Aimer Delay                 | 200 milliseconds  | SCNDLY200  | 4-15 |
|                             | 400 milliseconds  | SCNDLY400  | 4-15 |
|                             | *Off (no delay)   | SCNDLY0  | 4-15 |
| User-Specified Aimer Delay  | Range 0 - 4,000 ms  | SCNDLY####   | 4-16 |
| Aimer Mode                  | Off   | SCNAIM0  | 4-16 |
|                             | *Interlaced   | SCNAIM2  | 4-16 |
| Centering Window            | Centering On  | DECWIN1  | 4-17 |
|                             | *Centering Off  | DECWIN0  | 4-17 |
|                             | Left of Centering Window (*40%)                             | DECLFT###  | 4-17 |
|                             | Right of Centering Window (*60%)                            | DECRGT###  | 4-18 |
|                             | Top of Centering Window (*40%)                              | DECTOP###  | 4-17 |
|                             | Bottom of Centering Window (*60%)                           | DECBOT###  | 4-17 |
| Preferred Symbology         | On  | PRFENA1  | 4-18 |
|                             | *Off  | PRFENA0  | 4-18 |
|                             | High Priority Symbology                                     | PRFCOD##   | 4-18 |
|                             | Low Priority Symbology                                      | PRFBLK##   | 4-19 |
|                             | Preferred Symbology Timeout (*500) Range 100-3000           | PRFPTO####   | 4-19 |
|                             | Preferred Symbology Default                                 | PRFDFT   | 4-19 |
| Output Sequence Editor      | Enter Sequence  | SEQBLK   | 4-21 |
|                             | Default Sequence  | SEQDFT   | 4-21 |

# Preliminary draft\_1

| <b>Selection</b>                    | <b>Setting</b><br><i>* Indicates default</i> | <b>Serial Command</b><br><i># Indicates a numeric entry</i> | <b>Page</b>          |
|-------------------------------------|--|---|----------------------|
| Partial Sequence                    | Transmit Partial Sequence                    | SEQTTS1   | <a href="#">4-21</a> |
|                                     | *Discard Partial Sequence                    | SEQTTS0   | <a href="#">4-21</a> |
| Require Output Sequence             | Required                                     | SEQ_EN2   | <a href="#">4-22</a> |
|                                     | On/Not Required                              | SEQ_EN1   | <a href="#">4-22</a> |
|                                     | *Off   | SEQ_EN0   | <a href="#">4-22</a> |
| Multiple Symbols                    | On   | SHOTGN1   | <a href="#">4-22</a> |
|                                     | *Off   | SHOTGN0   | <a href="#">4-22</a> |
| No Read                             | On   | SHWNRD1   | <a href="#">4-22</a> |
|                                     | *Off   | SHWNRD0   | <a href="#">4-22</a> |
| Video Reverse                       | Video Reverse Only                           | VIDREV1   | <a href="#">4-23</a> |
|                                     | Video Reverse and Standard Bar Codes         | VIDREV2   | <a href="#">4-23</a> |
|                                     | *Video Reverse Off                           | VIDREV0   | <a href="#">4-23</a> |
| Working Orientation                 | *Upright                                     | ROTATN0   | <a href="#">4-24</a> |
|                                     | Vertical, Bottom to Top (Rotate CCW 90°)     | ROTATN1   | <a href="#">4-24</a> |
|                                     | Upside Down                                  | ROTATN2   | <a href="#">4-24</a> |
|                                     | Vertical, Top to Bottom (Rotate CW 90°)      | ROTATN3   | <a href="#">4-24</a> |
| <b>Prefix/Suffix Selections</b>     |  |   |                      |
| Add CR Suffix to All Symbologies    |  | VSUFCR  | <a href="#">5-2</a>  |
| Prefix                              | Add Prefix                                   | PREBK2##  | <a href="#">5-2</a>  |
|                                     | Clear One Prefix                             | PRECL2  | <a href="#">5-2</a>  |
|                                     | Clear All Prefixes                           | PRECA2  | <a href="#">5-2</a>  |
| Suffix                              | Add Suffix                                   | SUFBK2##  | <a href="#">5-2</a>  |
|                                     | Clear One Suffix                             | SUFCL2  | <a href="#">5-2</a>  |
|                                     | Clear All Suffixes                           | SUFCA2  | <a href="#">5-2</a>  |
| Function Code Transmit              | *Enable                                      | RMVFNC0   | <a href="#">5-3</a>  |
|                                     | Disable                                      | RMVFNC1   | <a href="#">5-3</a>  |
| Intercharacter Delay                | Range 0 - 1000 (5ms increments)              | DLYCHR##  | <a href="#">5-3</a>  |
| User Specified Intercharacter Delay | Delay Length<br>0 - 1000 (5ms increments)    | DLYCRX##  | <a href="#">5-4</a>  |
|                                     | Character to Trigger Delay                   | DLY_XX##  | <a href="#">5-4</a>  |
| Interfunction Delay                 | Range 0 - 1000 (5ms increments)              | DLYFNC##  | <a href="#">5-4</a>  |
| Intermessage Delay                  | Range 0 - 1000 (5ms increments)              | DLYMSG##  | <a href="#">5-4</a>  |
| <b>Data Formatter Selections</b>    |  |   |                      |
| Data Format Editor                  | *Default Data Format (None)                  | DFMDF3  | <a href="#">6-1</a>  |
|                                     | Enter Data Format                            | DFMBK3##  | <a href="#">6-2</a>  |
|                                     | Clear One Data Format                        | DFMCL3  | <a href="#">6-2</a>  |
|                                     | Clear All Data Formats                       | DFMCA3  | <a href="#">6-2</a>  |

# Preliminary draft\_1

| Selection                        | Setting<br><i>* Indicates default</i>                      | Serial Command<br><i># Indicates a numeric entry</i> | Page |
|----------------------------------|--|--|------|
| Data Formatter                   | Data Formatter Off   | DFM_EN0  | 6-12 |
|                                  | *Data Formatter On,<br>Not Required,<br>Keep Prefix/Suffix | DFM_EN1  | 6-12 |
|                                  | Data Format Required,<br>Keep Prefix/Suffix                | DFM_EN2  | 6-12 |
|                                  | Data Formatter On,<br>Not Required,<br>Drop Prefix/Suffix  | DFM_EN3  | 6-12 |
|                                  | Data Format Required,<br>Drop Prefix/Suffix                | DFM_EN4  | 6-12 |
| Data Format Non-Match Error Tone | *Data Format Non-Match Error<br>Tone On                    | DFMDEC0  | 6-13 |
|                                  | Data Format Non-Match Error<br>Tone Off                    | DFMDEC1  | 6-13 |
| Primary/Alternate Data Formats   | Primary Data Format  | ALTFNM0  | 6-13 |
|                                  | Data Format 1  | ALTFNM1  | 6-13 |
|                                  | Data Format 2  | ALTFNM2  | 6-13 |
|                                  | Data Format 3  | ALTFNM3  | 6-13 |
| Single Scan Data Format Change   | Single Scan-Primary<br>Data Format                         | VSAF_0   | 6-14 |
|                                  | Single Scan-Data Format 1                                  | VSAF_1   | 6-14 |
|                                  | Single Scan-Data Format 2                                  | VSAF_2   | 6-14 |
|                                  | Single Scan-Data Format 3                                  | VSAF_3   | 6-14 |
| <b>Symbologies</b>               |  |  |      |
| All Symbologies                  | All Symbologies Off  | ALLENA0  | 7-1  |
|                                  | All Symbologies On   | ALLENA1  | 7-1  |
| Codabar                          | Default All Codabar<br>Settings                            | CBRDFT   | 7-2  |
|                                  | Off  | CBRENA0  | 7-2  |
|                                  | *On  | CBRENA1  | 7-2  |
| Codabar Start/Stop Char.         | *Don't Transmit  | CBRSSX0  | 7-2  |
|                                  | Transmit   | CBRSSX1  | 7-2  |
| Codabar Check Char.              | *No Check Char.  | CBRCK20  | 7-2  |
|                                  | Validate, But Don't Transmit                               | CBRCK21  | 7-2  |
|                                  | Validate, and Transmit                                     | CBRCK22  | 7-2  |
| Codabar Concatenation            | *Off   | CBRCCT0  | 7-3  |
|                                  | On   | CBRCCT1  | 7-3  |
|                                  | Require  | CBRCCT2  | 7-3  |
| Codabar Message Length           | Minimum (2 - 60) *4  | CBRMIN##   | 7-3  |
|                                  | Maximum (2 - 60) *60                                       | CBRMAX##   | 7-3  |
| Code 39                          | Default All Code 39<br>Settings                            | C39DFT   | 7-4  |
|                                  | Off  | C39ENA0  | 7-4  |
|                                  | *On  | C39ENA1  | 7-4  |

# Preliminary draft\_1

| Selection                         | Setting<br><i>* Indicates default</i>   | Serial Command<br><i># Indicates a numeric entry</i> | Page                 |
|-----------------------------------|---|--|----------------------|
| Code 39 Start/Stop Char.          | *Don't Transmit                         | C39SSX0  | <a href="#">7-4</a>  |
|                                   | Transmit                                | C39SSX1  | <a href="#">7-4</a>  |
| Code 39 Check Char.               | *No Check Char.                         | C39CK20  | <a href="#">7-4</a>  |
|                                   | Validate, But Don't Transmit            | C39CK21  | <a href="#">7-4</a>  |
|                                   | Validate, and Transmit                  | C39CK22  | <a href="#">7-4</a>  |
| Code 39 Message Length            | Minimum (0 - 48) *0                     | C39MIN##   | <a href="#">7-5</a>  |
|                                   | Maximum (0 - 48) *48                    | C39MAX##   | <a href="#">7-5</a>  |
| Code 39 Append                    | *Off                                    | C39APP0  | <a href="#">7-5</a>  |
|                                   | On                                      | C39APP1  | <a href="#">7-5</a>  |
| Code 32 Pharmaceutical (PARAF)    | *Off                                    | C39B320  | <a href="#">7-5</a>  |
|                                   | On                                      | C39B321  | <a href="#">7-5</a>  |
| Code 39 Full ASCII                | *Off                                    | C39ASC0  | <a href="#">7-6</a>  |
|                                   | On                                      | C39ASC1  | <a href="#">7-6</a>  |
|                                   | Code 39 Code Page                       | C39DCP   | <a href="#">7-6</a>  |
| Interleaved 2 of 5                | Default All Interleaved 2 of 5 Settings | I25DFT   | <a href="#">7-7</a>  |
|                                   | Off                                     | I25ENA0  | <a href="#">7-7</a>  |
|                                   | *On                                     | I25ENA1  | <a href="#">7-7</a>  |
| Interleaved 2 of 5 Check Digit    | *No Check Char.                         | I25CK20  | <a href="#">7-7</a>  |
|                                   | Validate, But Don't Transmit            | I25CK21  | <a href="#">7-7</a>  |
|                                   | Validate, and Transmit                  | I25CK22  | <a href="#">7-7</a>  |
| Interleaved 2 of 5 Message Length | Minimum (2 - 80) *4                     | I25MIN##   | <a href="#">7-7</a>  |
|                                   | Maximum (2 - 80) *80                    | I25MAX##   | <a href="#">7-7</a>  |
| NEC 2 of 5                        | Default All NEC 2 of 5 Settings         | N25DFT   | <a href="#">7-8</a>  |
|                                   | Off                                     | N25ENA0  | <a href="#">7-8</a>  |
|                                   | *On                                     | N25ENA1  | <a href="#">7-8</a>  |
| NEC 2 of 5 Check Digit            | *No Check Char.                         | N25CK20  | <a href="#">7-8</a>  |
|                                   | Validate, But Don't Transmit            | N25CK21  | <a href="#">7-8</a>  |
|                                   | Validate, and Transmit                  | N25CK22  | <a href="#">7-8</a>  |
| NEC 2 of 5 Message Length         | Minimum (2 - 80) *4                     | N25MIN##   | <a href="#">7-9</a>  |
|                                   | Maximum (2 - 80) *80                    | N25MAX##   | <a href="#">7-9</a>  |
| Code 93                           | Default All Code 93 Settings            | C93DFT   | <a href="#">7-9</a>  |
|                                   | Off                                     | C93ENA0  | <a href="#">7-9</a>  |
|                                   | *On                                     | C93ENA1  | <a href="#">7-9</a>  |
| Code 93 Message Length            | Minimum (0 - 80) *0                     | C93MIN##   | <a href="#">7-9</a>  |
|                                   | Maximum (0 - 80) *80                    | C93MAX##   | <a href="#">7-9</a>  |
| Code 93 Append                    | On                                      | C93APP1  | <a href="#">7-10</a> |
|                                   | *Off                                    | C93APP0  | <a href="#">7-10</a> |



# Preliminary draft\_1

| <b>Selection</b>                          | <b>Setting</b><br><i>* Indicates default</i>    | <b>Serial Command</b><br><i># Indicates a numeric entry</i> | <b>Page</b>          |
|---|---|---|----------------------|
| Code 93 Code Page                         | Code 93 Code Page                               | C93DCP  | <a href="#">7-10</a> |
| Straight 2 of 5 Industrial                | Default All Straight 2 of 5 Industrial Settings | R25DFT  | <a href="#">7-11</a> |
|   | *Off  | R25ENA0   | <a href="#">7-11</a> |
|   | On  | R25ENA1   | <a href="#">7-11</a> |
| Straight 2 of 5 Industrial Message Length | Minimum (1 - 48) *4                             | R25MIN##  | <a href="#">7-11</a> |
|   | Maximum (1 - 48) *48                            | R25MAX##  | <a href="#">7-11</a> |
| Straight 2 of 5 IATA                      | Default All Straight 2 of 5 IATA Settings       | A25DFT  | <a href="#">7-12</a> |
| Straight 2 of 5 IATA                      | *Off  | A25ENA0   | <a href="#">7-12</a> |
|   | On  | A25ENA1   | <a href="#">7-12</a> |
| Straight 2 of 5 IATA Message Length       | Minimum (1 - 48) *4                             | A25MIN##  | <a href="#">7-12</a> |
|   | Maximum (1 - 48) *48                            | A25MAX##  | <a href="#">7-12</a> |
| Matrix 2 of 5                             | Default All Matrix 2 of 5 Settings              | X25DFT  | <a href="#">7-13</a> |
|   | *Off  | X25ENA0   | <a href="#">7-13</a> |
|   | On  | X25ENA1   | <a href="#">7-13</a> |
| Matrix 2 of 5 Message Length              | Minimum (1 - 80) *4                             | X25MIN##  | <a href="#">7-13</a> |
|   | Maximum (1 - 80) *80                            | X25MAX##  | <a href="#">7-13</a> |
| Code 11                                   | Default All Code 11 Settings                    | C11DFT  | <a href="#">7-14</a> |
|   | *Off  | C11ENA0   | <a href="#">7-14</a> |
|   | On  | C11ENA1   | <a href="#">7-14</a> |
| Code 11 Check Digits Required             | 1 Check Digit                                   | C11CK20   | <a href="#">7-14</a> |
|   | *2 Check Digits                                 | C11CK21   | <a href="#">7-14</a> |
| Code 11 Message Length                    | Minimum (1 - 80) *4                             | C11MIN##  | <a href="#">7-14</a> |
|   | Maximum (1 - 80) *80                            | C11MAX##  | <a href="#">7-14</a> |
| Code 128                                  | Default All Code 128 Settings                   | 128DFT  | <a href="#">7-15</a> |
|   | Off   | 128ENA0   | <a href="#">7-15</a> |
|   | *On   | 128ENA1   | <a href="#">7-15</a> |
| ISBT Concatenation                        | *Off  | ISBENA0   | <a href="#">7-15</a> |
|   | On  | ISBENA1   | <a href="#">7-15</a> |
| Code 128 Message Length                   | Minimum (0 - 80) *0                             | 128MIN##  | <a href="#">7-15</a> |
|   | Maximum (0 - 80) *80                            | 128MAX##  | <a href="#">7-15</a> |
| Code 128 Append                           | *On   | 128APP1   | <a href="#">7-16</a> |
|   | Off   | 128APP0   | <a href="#">7-16</a> |
| Code 128 Code Page                        | Code 128 Code Page (*2)                         | 128DCP##  | <a href="#">7-16</a> |
| GS1-128                                   | Default All GS1-128 Settings                    | GS1DFT  | <a href="#">7-17</a> |
|   | *On   | GS1ENA1   | <a href="#">7-17</a> |
|   | Off   | GS1ENA0   | <a href="#">7-17</a> |
| GS1-128 Message Length                    | Minimum (1 - 80) *1                             | GS1MIN##  | <a href="#">7-17</a> |
|   | Maximum (0 - 80) *80                            | GS1MAX##  | <a href="#">7-17</a> |

# Preliminary draft\_1

| Selection                              | Setting<br><i>* Indicates default</i> | Serial Command<br><i># Indicates a numeric entry</i> | Page |
|--|---------------------------------------|--|------|
| Telepen                                | Default All Telepen Settings          | TELDFT   | 7-18 |
|  | *Off                                  | TELENA0  | 7-18 |
|  | On                                    | TELENA1  | 7-18 |
| Telepen Output                         | *AIM Telepen Output                   | TELOLD0  | 7-18 |
|  | Original Telepen Output               | TELOLD1  | 7-18 |
| Telepen Message Length                 | Minimum (1 - 60) *1                   | TELMIN##   | 7-18 |
|  | Maximum (1 - 60) *60                  | TELMAX##   | 7-18 |
| UPC-A                                  | Default All UPC-A Settings            | UPADFT   | 7-19 |
|  | Off                                   | UPAENA0  | 7-19 |
|  | *On                                   | UPAENA1  | 7-19 |
| UPC-A Check Digit                      | Off                                   | UPACKX0  | 7-19 |
|  | *On                                   | UPACKX1  | 7-19 |
| UPC-A Number System                    | Off                                   | UPANSX0  | 7-19 |
|  | *On                                   | UPANSX1  | 7-19 |
| UPC-A 2 Digit Addenda                  | *Off                                  | UPAAD20  | 7-20 |
|  | On                                    | UPAAD21  | 7-20 |
| UPC-A 5 Digit Addenda                  | *Off                                  | UPAAD50  | 7-20 |
|  | On                                    | UPAAD51  | 7-20 |
| UPC-A Addenda Required                 | *Not Required                         | UPAARQ0  | 7-20 |
|  | Required                              | UPAARQ1  | 7-20 |
| UPC-A Addenda Separator                | Off                                   | UPAADS0  | 7-20 |
|  | *On                                   | UPAADS1  | 7-20 |
| UPC-A/EAN-13 with Extended Coupon Code | *Off                                  | CPNENA0  | 7-21 |
|  | Allow Concatenation                   | CPNENA1  | 7-21 |
|  | Require Concatenation                 | CPNENA2  | 7-21 |
| Coupon GS1 DataBar Output              | GS1 Output Off                        | CPNGS10  | 7-21 |
|  | GS1 Output On                         | CPNGS11  | 7-21 |
| UPC-E0                                 | Default All UPC-E Settings            | UPEDFT   | 7-22 |
|  | Off                                   | UPEEN00  | 7-22 |
|  | *On                                   | UPEEN01  | 7-22 |
| UPC-E0 Expand                          | *Off                                  | UPEEXP0  | 7-22 |
|  | On                                    | UPEEXP1  | 7-22 |
| UPC-E0 Addenda Required                | Required                              | UPEARQ1  | 7-22 |
|  | *Not Required                         | UPEARQ0  | 7-22 |
| UPC-E0 Addenda Separator               | *On                                   | UPEADS1  | 7-23 |
|  | Off                                   | UPEADS0  | 7-23 |
| UPC-E0 Check Digit                     | Off                                   | UPECKX0  | 7-23 |
|  | *On                                   | UPECKX1  | 7-23 |
| UPC-E0 Leading Zero                    | Off                                   | UPENSX0  | 7-23 |
|  | *On                                   | UPENSX1  | 7-23 |

# Preliminary draft\_1

| Selection                    | Setting<br><i>* Indicates default</i> | Serial Command<br><i># Indicates a numeric entry</i> | Page                 |
|------------------------------|---------------------------------------|--|----------------------|
| UPC-E0 Addenda               | 2 Digit Addenda On                    | UPEAD21  | <a href="#">7-23</a> |
|                              | *2 Digit Addenda Off                  | UPEAD20  | <a href="#">7-23</a> |
|                              | 5 Digit Addenda On                    | UPEAD51  | <a href="#">7-23</a> |
|                              | *5 Digit Addenda Off                  | UPEAD50  | <a href="#">7-23</a> |
| UPC-E1                       | *Off                                  | UPEEN10  | <a href="#">7-24</a> |
|                              | On                                    | UPEEN11  | <a href="#">7-24</a> |
| EAN/JAN-13                   | Default All EAN/<br>JAN Settings      | E13DFT   | <a href="#">7-24</a> |
|                              | Off                                   | E13ENA0  | <a href="#">7-24</a> |
|                              | *On                                   | E13ENA1  | <a href="#">7-24</a> |
| Convert UPC-A to EAN-13      | UPC-A Converted to EAN-13             | UPAENA0  | <a href="#">7-24</a> |
|                              | Do not Convert UPC-A                  | UPAENA1  | <a href="#">7-24</a> |
| EAN/JAN-13 Check Digit       | Off                                   | E13CKX0  | <a href="#">7-25</a> |
|                              | *On                                   | E13CKX1  | <a href="#">7-25</a> |
| EAN/JAN-13 2 Digit Addenda   | 2 Digit Addenda On                    | E13AD21  | <a href="#">7-25</a> |
|                              | *2 Digit Addenda Off                  | E13AD20  | <a href="#">7-25</a> |
|                              | 5 Digit Addenda On                    | E13AD51  | <a href="#">7-25</a> |
|                              | *5 Digit Addenda Off                  | E13AD50  | <a href="#">7-25</a> |
| EAN/JAN-13 Addenda Required  | *Not Required                         | E13ARQ0  | <a href="#">7-25</a> |
|                              | Required                              | E13ARQ1  | <a href="#">7-25</a> |
| EAN/JAN-13 Addenda Separator | Off                                   | E13ADS0  | <a href="#">7-26</a> |
|                              | *On                                   | E13ADS1  | <a href="#">7-26</a> |
| ISBN Translate               | *Off                                  | E13ISB0  | <a href="#">7-26</a> |
|                              | On                                    | E13ISB1  | <a href="#">7-26</a> |
| EAN/JAN-8                    | Default All EAN/<br>JAN 8 Settings    | EA8DFT   | <a href="#">7-27</a> |
|                              | Off                                   | EA8ENA0  | <a href="#">7-27</a> |
|                              | *On                                   | EA8ENA1  | <a href="#">7-27</a> |
| EAN/JAN-8 Check Digit        | Off                                   | EA8CKX0  | <a href="#">7-27</a> |
|                              | *On                                   | EA8CKX1  | <a href="#">7-27</a> |
| EAN/JAN-8 Addenda            | *2 Digit Addenda Off                  | EA8AD20  | <a href="#">7-27</a> |
|                              | 2 Digit Addenda On                    | EA8AD21  | <a href="#">7-27</a> |
|                              | *5 Digit Addenda Off                  | EA8AD50  | <a href="#">7-27</a> |
|                              | 5 Digit Addenda On                    | EA8AD51  | <a href="#">7-27</a> |
| EAN/JAN-8 Addenda Required   | *Not Required                         | EA8ARQ0  | <a href="#">7-28</a> |
|                              | Required                              | EA8ARQ1  | <a href="#">7-28</a> |
| EAN/JAN-8 Addenda Separator  | Off                                   | EA8ADS0  | <a href="#">7-28</a> |
|                              | *On                                   | EA8ADS1  | <a href="#">7-28</a> |
| MSI                          | Default All MSI Settings              | MSIDFT   | <a href="#">7-29</a> |
|                              | *Off                                  | MSIENA0  | <a href="#">7-29</a> |
|                              | On                                    | MSIENA1  | <a href="#">7-29</a> |

# Preliminary draft\_1

| <b>Selection</b>                 | <b>Setting</b><br><i>* Indicates default</i>           | <b>Serial Command</b><br><i># Indicates a numeric entry</i> | <b>Page</b>          |
|----------------------------------|--|---|----------------------|
| MSI Check Character              | *Validate Type 10, but Don't Transmit                  | MSICLK0   | <a href="#">7-29</a> |
|                                  | Validate Type 10 and Transmit                          | MSICLK1   | <a href="#">7-29</a> |
|                                  | Validate 2 Type 10 Chars, but Don't Transmit           | MSICLK2   | <a href="#">7-29</a> |
|                                  | Validate 2 Type 10 Chars and Transmit                  | MSICLK3   | <a href="#">7-29</a> |
|                                  | Validate Type 11 then Type 10 Char, but Don't Transmit | MSICLK4   | <a href="#">7-29</a> |
|                                  | Validate Type 11 then Type 10 Char and Transmit        | MSICLK5   | <a href="#">7-30</a> |
|                                  | Disable MSI Check Characters                           | MSICLK6   | <a href="#">7-30</a> |
| MSI Message Length               | Minimum (4 - 48) *4                                    | MSIMIN##  | <a href="#">7-30</a> |
|                                  | Maximum (4 - 48) *48                                   | MSIMAX##  | <a href="#">7-30</a> |
| GS1 DataBar Omnidirectional      | Default All GS1 DataBar Omnidirectional Settings       | RSSDFT  | <a href="#">7-31</a> |
|                                  | Off  | RSENA0  | <a href="#">7-31</a> |
|                                  | *On  | RSENA1  | <a href="#">7-31</a> |
| GS1 DataBar Limited              | Default All GS1 DataBar Limited Settings               | RSLDFT  | <a href="#">7-31</a> |
|                                  | Off  | RSENA0  | <a href="#">7-31</a> |
|                                  | *On  | RSENA1  | <a href="#">7-31</a> |
| GS1 DataBar Expanded             | Default All GS1 DataBar Expanded Settings              | RSEDFT  | <a href="#">7-32</a> |
|                                  | Off  | RSEENA0   | <a href="#">7-32</a> |
|                                  | *On  | RSEENA1   | <a href="#">7-32</a> |
| GS1 DataBar Expanded Msg. Length | Minimum (4 - 74) *4                                    | RSEMIN##  | <a href="#">7-32</a> |
|                                  | Maximum (4 - 74) *74                                   | RSEMAX##  | <a href="#">7-32</a> |
| Trioptic Code                    | *Off   | TRIENA0   | <a href="#">7-32</a> |
|                                  | On   | TRIENA1   | <a href="#">7-32</a> |
| Codablock A                      | Default All Codablock A Settings                       | CBADFT  | <a href="#">7-33</a> |
|                                  | *Off   | CBAENA0   | <a href="#">7-33</a> |
|                                  | On   | CBAENA1   | <a href="#">7-33</a> |
| Codablock A Msg. Length          | Minimum (1 - 600) *1                                   | CBAMIN###   | <a href="#">7-33</a> |
|                                  | Maximum (1 - 600) *600                                 | CBAMAX###   | <a href="#">7-33</a> |
| Codablock F                      | Default All Codablock F Settings                       | CBFDFT  | <a href="#">7-34</a> |
|                                  | *Off   | CBFENA0   | <a href="#">7-34</a> |
|                                  | On   | CBFENA1   | <a href="#">7-34</a> |
| Codablock F Msg. Length          | Minimum (1 - 2048) *1                                  | CBFMIN####  | <a href="#">7-34</a> |
|                                  | Maximum (1 - 2048) *2048                               | CBFMAX####  | <a href="#">7-34</a> |
| PDF417                           | Default All PDF417 Settings                            | PDFDFT  | <a href="#">7-35</a> |
|                                  | *On  | PDFENA1   | <a href="#">7-35</a> |
|                                  | Off  | PDFENA0   | <a href="#">7-35</a> |

# Preliminary draft\_1

| <b>Selection</b>                | <b>Setting</b><br><i>* Indicates default</i> | <b>Serial Command</b><br><i># Indicates a numeric entry</i> | <b>Page</b> |
|---------------------------------|--|---|-------------|
| PDF417 Msg. Length              | Minimum (1-2750) *1                          | PDFMIN####  | 7-35        |
|                                 | Maximum (1-2750) *2750                       | PDFMAX####  | 7-35        |
| MacroPDF417                     | *On  | PDFMAC1   | 7-36        |
|                                 | Off  | PDFMAC0   | 7-36        |
| MicroPDF417                     | Default All Micro PDF417 Settings            | MPDDFT  | 7-36        |
|                                 | On   | MPDENA1   | 7-36        |
|                                 | *Off   | MPDENA0   | 7-36        |
| MicroPDF417 Msg. Length         | Minimum (1-366) *1                           | MPDMIN###   | 7-36        |
|                                 | Maximum (1-366) *366                         | MPDMAX###   | 7-36        |
| GS1 Composite Codes             | On   | COMENA1   | 7-36        |
|                                 | *Off   | COMENA0   | 7-36        |
| UPC/EAN Version                 | On   | COMUPC1   | 7-37        |
|                                 | *Off   | COMUPC0   | 7-37        |
| GS1 Composite Codes Msg. Length | Minimum (1-2435) *1                          | COMMINS###  | 7-37        |
|                                 | Maximum (1-2435) *2435                       | COMMINS###  | 7-37        |
| GS1 Emulation                   | GS1-128 Emulation                            | EANEMU1   | 7-37        |
|                                 | GS1 DataBar Emulation                        | EANEMU2   | 7-36        |
|                                 | GS1 Code Expansion Off                       | EANEMU3   | 7-38        |
|                                 | EAN8 to EAN13 Conversion                     | EANEMU4   | 7-38        |
|                                 | *GS1 Emulation Off                           | EANEMU0   | 7-38        |
| TCIF Linked Code 39             | On   | T39ENA1   | 7-38        |
|                                 | *Off   | T39ENA0   | 7-38        |
| QR Code                         | Default All QR Code Settings                 | QRCDFT  | 7-38        |
|                                 | *On  | QRCENA1   | 7-38        |
|                                 | Off  | QRCENA0   | 7-38        |
| QR Code Msg. Length             | Minimum (1-7089) *1                          | QRCMIN####  | 7-39        |
|                                 | Maximum (1-7089) *7089                       | QRCMAX####  | 7-39        |
| QR Code Append                  | *On  | QRCAPP1   | 7-39        |
|                                 | Off  | QRCAPP0   | 7-39        |
| QR Code Page                    | QR Code Page (*3)                            | QRCDCP##  | 7-39        |
| Data Matrix                     | Default All Data Matrix Settings             | IDMDFT  | 7-40        |
|                                 | *On  | IDMENA1   | 7-40        |
|                                 | Off  | IDMENA0   | 7-40        |
| Data Matrix Msg. Length         | Minimum (1-3116) *1                          | IDMMIN####  | 7-40        |
|                                 | Maximum (1-3116) *3116                       | IDMMAX####  | 7-40        |
| Data Matrix Append              | *On  | IDMAPP1   | 7-40        |
|                                 | Off  | IDMAPP0   | 7-40        |
| Data Matrix Code Page           | Data Matrix Code Page (*51)                  | IDMDCP##  | 7-40        |
| MaxiCode                        | Default All MaxiCode Settings                | MAXDFT  | 7-41        |
|                                 | On   | MAXENA1   | 7-41        |
|                                 | *Off   | MAXENA0   | 7-41        |
| MaxiCode Msg. Length            | Minimum (1-150) *1                           | MAXMIN###   | 7-41        |
|                                 | Maximum (1-150) *150                         | MAXMAX###   | 7-41        |

# Preliminary draft\_1

| <b>Selection</b>                               | <b>Setting</b><br><i>* Indicates default</i> | <b>Serial Command</b><br><i># Indicates a numeric entry</i> | <b>Page</b>          |
|--|--|---|----------------------|
| Aztec Code                                     | Default All Aztec Code Settings              | AZTDFT  | <a href="#">7-42</a> |
|  | *On  | AZTENA1   | <a href="#">7-42</a> |
|  | Off  | AZTENA0   | <a href="#">7-42</a> |
| Aztec Code Msg. Length                         | Minimum (1-3832) *1                          | AZTMIN####  | <a href="#">7-42</a> |
|  | Maximum (1-3832) *3832                       | AZTMAX####  | <a href="#">7-42</a> |
| Aztec Append                                   | *On  | AZTAPP1   | <a href="#">7-42</a> |
|  | Off  | AZTAPP0   | <a href="#">7-42</a> |
| Aztec Code Page                                | Aztec Code Page (*51)                        | AZTDCP##  | <a href="#">7-42</a> |
| Chinese Sensible (Han Xin) Code                | Default All Han Xin Code Settings            | HX_DFT  | <a href="#">7-43</a> |
|  | On   | HX_ENA1   | <a href="#">7-43</a> |
|  | *Off   | HX_ENA0   | <a href="#">7-43</a> |
| Chinese Sensible (Han Xin) Code<br>Msg. Length | Minimum (1-7833) *1                          | HX_MIN####  | <a href="#">7-43</a> |
|  | Maximum (1-7833) *7833                       | HX_MAX####  | <a href="#">7-43</a> |
| <b>Postal Codes - 2D</b>                       |  |   |                      |
| 2D Postal Codes                                | *Off   | POSTAL0   | <a href="#">7-44</a> |
| Single 2D Postal Codes                         | Australian Post On                           | POSTAL1   | <a href="#">7-44</a> |
|  | British Post On                              | POSTAL7   | <a href="#">7-44</a> |
|  | Canadian Post On                             | POSTAL30  | <a href="#">7-44</a> |
|  | Intelligent Mail Bar Code On                 | POSTAL10  | <a href="#">7-44</a> |
|  | Japanese Post On                             | POSTAL3   | <a href="#">7-44</a> |
|  | KIX Post On                                  | POSTAL4   | <a href="#">7-44</a> |
|  | Planet Code On                               | POSTAL5   | <a href="#">7-44</a> |
|  | Postal-4i On                                 | POSTAL9   | <a href="#">7-44</a> |
|  | Postnet On                                   | POSTAL6   | <a href="#">7-45</a> |
|  | Postnet with B and B' Fields On              | POSTAL11  | <a href="#">7-45</a> |
| InfoMail On                                    | POSTAL2                                      | <a href="#">7-45</a>  |                      |

# Preliminary draft\_1

| <b>Selection</b>  | <b>Setting</b><br><i>* Indicates default</i>                  | <b>Serial Command</b><br><i># Indicates a numeric entry</i> | <b>Page</b>          |
|---|---|---|----------------------|
| Combination 2D Postal Codes   | InfoMail and British Post On                                  | POSTAL8   | <a href="#">7-45</a> |
|   | Intelligent Mail Bar Code and Postnet with B and B' Fields On | POSTAL20  | <a href="#">7-45</a> |
|   | Postnet and Postal-4i On                                      | POSTAL14  | <a href="#">7-45</a> |
|   | Postnet and Intelligent Mail Bar Code On                      | POSTAL16  | <a href="#">7-45</a> |
|   | Postal-4i and Intelligent Mail Bar Code On                    | POSTAL17  | <a href="#">7-45</a> |
|   | Postal-4i and Postnet with B and B' Fields On                 | POSTAL19  | <a href="#">7-45</a> |
|   | Planet and Postnet On   | POSTAL12  | <a href="#">7-45</a> |
|   | Planet and Postnet with B and B' Fields On                    | POSTAL18  | <a href="#">7-46</a> |
|   | Planet and Postal-4i On                                       | POSTAL13  | <a href="#">7-46</a> |
|   | Planet and Intelligent Mail Bar Code On                       | POSTAL15  | <a href="#">7-46</a> |
|   | Planet, Postnet, and Postal-4i On                             | POSTAL21  | <a href="#">7-46</a> |
|   | Planet, Postnet, and Intelligent Mail Bar Code On             | POSTAL22  | <a href="#">7-46</a> |
|   | Planet, Postal-4i, and Intelligent Mail Bar Code On           | POSTAL23  | <a href="#">7-46</a> |
|   | Combination 2D Postal Codes (continued)                       | Postnet, Postal-4i, and Intelligent Mail Bar Code On        | POSTAL24             |
| Planet, Postal-4i, and Postnet with B and B' Fields On                            |   | POSTAL25  | <a href="#">7-46</a> |
| Planet, Intelligent Mail Bar Code, and Postnet with B and B' Fields On            |   | POSTAL26  | <a href="#">7-46</a> |
| Postal-4i, Intelligent Mail Bar Code, and Postnet with B and B' Fields On         |   | POSTAL27  | <a href="#">7-46</a> |
| Planet, Postal-4i, Intelligent Mail Bar Code, and Postnet On                      |   | POSTAL28  | <a href="#">7-47</a> |
| Planet, Postal-4i, Intelligent Mail Bar Code, and Postnet with B and B' Fields On |   | POSTAL29  | <a href="#">7-46</a> |
| Planet Code Check Digit   | Transmit  | PLNCKX1   | <a href="#">7-47</a> |
|   | *Don't Transmit   | PLNCKX0   | <a href="#">7-47</a> |
| Postnet Check Digit   | Transmit  | NETCKX1   | <a href="#">7-47</a> |
|   | *Don't Transmit   | NETCKX0   | <a href="#">7-47</a> |
| Australian Post Interpretation  | Bar Output  | AUSINT0   | <a href="#">7-48</a> |
|   | Numeric N Table   | AUSINT1   | <a href="#">7-48</a> |
|   | Alphanumeric C Table  | AUSINT2   | <a href="#">7-48</a> |
|   | Combination N and C Tables                                    | AUSINT3   | <a href="#">7-48</a> |

# Preliminary draft\_1

| Selection                                 | Setting<br><i>* Indicates default</i>              | Serial Command<br><i># Indicates a numeric entry</i> | Page |
|---|--|--|------|
| <b>Postal Codes - Linear</b>              |  |  |      |
| China Post (Hong Kong 2 of 5)             | Default All China Post (Hong Kong 2 of 5) Settings | CPCDFT   | 7-48 |
|   | *Off   | CPCENA0  | 7-48 |
|   | On   | CPCENA1  | 7-48 |
| China Post (Hong Kong 2 of 5) Msg. Length | Minimum (2 - 80) *4                                | CPCMIN##   | 7-48 |
|   | Maximum (2 - 80) *80                               | CPCMAX##   | 7-48 |
| Korea Post                                | Default All Korea Post Settings                    | KPCDFT   | 7-49 |
|   | *Off   | KPCENA0  | 7-49 |
|   | On   | KPCENA1  | 7-49 |
| Korea Post Msg. Length                    | Minimum (2 - 80) *4                                | KPCMIN##   | 7-49 |
|   | Maximum (2 - 80) *48                               | KPCMAX##   | 7-49 |
| Korea Post Check Digit                    | Transmit Check Digit                               | KPCCHK1  | 7-49 |
|   | *Don't Transmit Check Digit                        | KPCCHK0  | 7-49 |
| <b>Imaging Default Commands</b>           |  |  |      |
| Image Snap                                | Default all Imaging Commands                       | IMGDFT   | 8-1  |
|   | Imaging Style - Decoding                           | SNPSTY0  | 8-1  |
|   | *Imaging Style - Photo                             | SNPSTY1  | 8-1  |
|   | Imaging Style - Manual                             | SNPSTY2  | 8-1  |
|   | Beeper On  | SNPBEP1  | 8-1  |
|   | *Beeper Off  | SNPBEP0  | 8-1  |
|   | *Wait for Trigger Off                              | SNPTRG0  | 8-2  |
|   | Wait for Trigger On                                | SNPTRG1  | 8-2  |
|   | *LED State - Off                                   | SNPLED0  | 8-2  |
|   | LED State - On                                     | SNPLED1  | 8-2  |
|   | Exposure (1-7874 microseconds)                     | SNPEXP   | 8-2  |
|   | *Gain - None                                       | SNPGAN1  | 8-2  |
|   | Gain - Medium                                      | SNPGAN2  | 8-2  |
|   | Gain - Heavy                                       | SNPGAN4  | 8-2  |
|   | Gain - Maximum                                     | SNPGAN8  | 8-2  |
|   | Target White Value (0-255) *125                    | SNPWHT###  | 8-3  |
|   | Delta for Acceptance (0-255) *25                   | SNPDEL###  | 8-3  |
|   | Update Tries (0-10) *6                             | SNPTRY##   | 8-3  |
|   | Target Set Point Percentage (1-99) *50             | SNPPCT##   | 8-3  |



# Preliminary draft\_1

| Selection              | Setting<br><i>* Indicates default</i>         | Serial Command<br><i># Indicates a numeric entry</i> | Page |
|------------------------|---|--|------|
| Image Ship             | *Infinity Filter - Off                        | IMGINF0  | 8-4  |
|                        | Infinity Filter - On                          | IMGINF1  | 8-4  |
|                        | *Compensation Off                             | IMGCOR0  | 8-4  |
|                        | Compensation On                               | IMGCOR1  | 8-4  |
|                        | *Pixel Depth - 8 bits/pixel (grayscale)       | IMGBPP8  | 8-4  |
|                        | Pixel Depth - 1 bit/pixel (B&W)               | IMGBPP1  | 8-4  |
|                        | *Don't Sharpen Edges                          | IMGEDG0  | 8-5  |
|                        | Sharpen Edges (0-23)                          | IMGEDG##   | 8-5  |
|                        | *File Format - JPEG                           | IMGFMT6  | 8-5  |
|                        | File Format - KIM                             | IMGFMT0  | 8-5  |
|                        | File Format - TIFF binary                     | IMGFMT1  | 8-5  |
|                        | File Format - TIFF binary group 4, compressed | IMGFMT2  | 8-5  |
|                        | File Format - TIFF grayscale                  | IMGFMT3  | 8-5  |
|                        | File Format - Uncompressed binary             | IMGFMT4  | 8-5  |
|                        | File Format - Uncompressed grayscale          | IMGFMT5  | 8-5  |
|                        | File Format - BMP                             | IMGFMT8  | 8-5  |
|                        | *Histogram Stretch Off                        | IMGHIS0  | 8-5  |
|                        | Histogram Stretch On                          | IMGHIS1  | 8-5  |
|                        | *Noise Reduction Off                          | IMGFSP0  | 8-6  |
|                        | Noise Reduction On                            | IMGFSP1  | 8-6  |
| Image Ship (continued) | Invert Image around X axis                    | IMGNVX1  | 8-6  |
|                        | Invert Image around Y axis                    | IMGNVY1  | 8-6  |
|                        | Rotate Image none                             | IMGROT0  | 8-7  |
|                        | Rotate Image 90° right                        | IMGROT1  | 8-7  |
|                        | Rotate Image 180° right                       | IMGROT2  | 8-7  |
|                        | Rotate Image 90° left                         | IMGROT3  | 8-7  |
|                        | JPEG Image Quality (0-100) *50                | IMGJQF###  | 8-7  |
|                        | *Gamma Correction Off                         | IMGGAM0  | 8-7  |
|                        | Gamma Correction On (0-1000)                  | IMGGAM###  | 8-7  |
|                        | Image Crop - Left (0-843) *0                  | IMGWNL###  | 8-8  |
|                        | Image Crop - Right (0-843) *843               | IMGWNR###  | 8-8  |
|                        | Image Crop - Top (0-639) *0                   | IMGWNT###  | 8-8  |
|                        | Image Crop - Bottom (0-639) *639              | IMGWNB###  | 8-8  |
|                        | Image Crop - Margin (1-238) *0                | IMGMAR###  | 8-8  |
|                        | Protocol - None (raw)                         | IMGXFR0  | 8-8  |
|                        | Protocol - None (default USB)                 | IMGXFR2  | 8-8  |
|                        | Protocol - Hmodem Compressed                  | IMGXFR3  | 8-8  |
|                        | Protocol - Hmodem                             | IMGXFR4  | 8-8  |
|                        | Ship Every Pixel                              | IMGSUB1  | 8-8  |

# Preliminary draft\_1

| <b>Selection</b>                                    | <b>Setting</b><br><i>* Indicates default</i> | <b>Serial Command</b><br><i># Indicates a numeric entry</i> | <b>Page</b> |
|---|--|---|-------------|
| Image Ship (continued)                              | Ship Every 2nd Pixel                         | IMGSUB2   | 8-8         |
|   | Ship Every 3rd Pixel                         | IMGSUB3   | 8-9         |
|   | *Document Image Filter Off                   | IMGUSH0   | 8-9         |
|   | Document Image Filter On (0-255)             | IMGUSH###   | 8-9         |
|   | *Don't Ship Histogram                        | IMGHST0   | 8-9         |
|   | Ship Histogram                               | IMGHST1   | 8-9         |
| Image Size Compatibility                            | Force VGA Resolution                         | IMGVGA1   | 8-10        |
|   | *Native Resolution                           | IMGVGA0   | 8-10        |
| Intelligent Signature Capture                       | Optimize On                                  | DECBND1   | 8-10        |
|   | *Optimize Off                                | DECBND0   | 8-10        |
| <b>Utilities</b>                                    |  |   |             |
| Add Code I.D. Prefix to All Symbologies (Temporary) |  | PRECA2,BK2995C80!   | 10-1        |
| Show Decoder Revision                               |  | REV_DR  | 10-1        |
| Show Scan Driver Revision                           |  | REV_SD  | 10-1        |
| Show Software Revision                              |  | REVINF  | 10-1        |
| Show Data Format                                    |  | DFMBK3?   | 10-1        |
| Test Menu   | On   | TSTMNU1   | 10-2        |
|   | *Off   | TSTMNU0   | 10-2        |
| Application Plug-Ins (Apps)                         | *Decoding Apps On                            | PLGDCE1   | 10-2        |
|   | Decoding Apps Off                            | PLGDCE0   | 10-2        |
|   | *Formatting Apps On                          | PLGFOE1   | 10-2        |
|   | Formatting Apps Off                          | PLGFOE0   | 10-2        |
|   | List Apps                                    | PLGINF  | 10-2        |
| Resetting the Factory Defaults                      | Remove Custom Defaults                       | DEFOVR  | 10-4        |
|   | Activate Defaults                            | DEFALT  | 10-4        |

**Product Specifications****Xenon 1900/1910 Corded Scanner Product Specifications**

| Parameter                      | Specification  |
|--------------------------------|--|
| Dimensions (Typical):          |  |
| Height                         | 6.3 inches (16cm)  |
| Length                         | 4.1 inches (10.41cm)   |
| Width                          | 2.8 inches (7.11cm)  |
| Weight                         | 5.2 ounces (147.42g)   |
| Illumination LED:              |  |
| Peak Wavelength                | 624nm $\pm$ 18nm (red LED)<br>IEC 62471: "Exempt Risk Group"<br>442nm, 552nm (white LED)<br>IEC 62471: "Exempt Risk Group" |
| Aiming:                        |  |
| Peak Wavelength Laser          | 650nm<br>IEC 60825-1: "Class 2"  |
| Peak Wavelength LED            | 624nm $\pm$ 18nm<br>IEC 62471: "Exempt Risk Group"   |
| Optical Power Laser            | <1mW   |
| Image Size                     | 838 x 640 pixels   |
| Skew Angle                     | $\pm 65^\circ$   |
| Pitch Angle                    | $\pm 45^\circ$   |
| Motion Tolerance:              |  |
| Streaming Presentation Trigger | up to 240 inches per second for 13 mil UPC   |
| Symbol Contrast                | Grade 1.0 (20% or greater)   |
| Voltage Requirements           | 4 - 5.5 VDC at input connector   |
| Current Draw @5VDC             |  |
| B&W                            | <u>Scanning</u> 470mA, 2.35W <u>Standby</u> 90mA, .45W   |
| Color                          | 490mA, 2.45W      90mA, .45W   |
| Power Supply Noise Rejection   | Maximum 100mV peak to peak, 10 to 100 kHz  |
| Temperature Ranges:            |  |
| Operating                      | +32°F to +122°F (0°C to 50°C)  |
| Storage                        | -40°F to +158°F (-40°C to 70°C)  |
| Humidity                       | 0 to 95% non-condensing  |
| Mechanical Drop                | Operational after 50 drops from 6 feet (1.83m) to concrete at 23°C   |
| Vibration                      | Withstands 5G peak from 22 to 300 Hz   |
| ESD Tolerance                  | Up to 15kV direct air<br>Up to 8 kV indirect coupling plane  |

**Xenon 1902/1912 Cordless Scanner Product Specifications**

| Parameter             | Specification        |
|-----------------------|----------------------|
| Dimensions (Typical): |                      |
| Height                | 6.3 inches (160cm)   |
| Length                | 4.1 inches (10.41cm) |
| Width                 | 2.8 inches (7.11cm)  |
| Weight                | 7.5 ounces (212.62g) |

# Preliminary draft\_1

| (Continued)Parameter  | Specification  |
|---|--|
| Illumination LED:<br>Peak Wavelength  | 624nm $\pm$ 18nm (red LED)<br>IEC 62471: "Exempt Risk Group"<br>442nm, 552nm (white LED)<br>IEC 62471: "Exempt Risk Group" |
| Aiming:<br>Peak Wavelength Laser<br>Peak Wavelength LED<br>Optical Power Laser                    | 650nm<br>IEC 60825-1: "Class 2"<br>624nm $\pm$ 18nm<br>IEC 62471: "Exempt Risk Group"<br><1mW                              |
| Image Size  | 838 x 640 pixels   |
| Skew Angle  | $\pm 65^\circ$   |
| Pitch Angle   | $\pm 45^\circ$   |
| Motion Tolerance:<br>Streaming Presentation Trigger   | up to 240 inches per second for 13 mil UPC   |
| Symbol Contrast   | Grade 1.0 (20% or greater)   |
| Battery:<br>Lithium Ion<br>Number of Scans<br>Expected Hours of Operation<br>Expected Charge Time | 1800 mAHr minimum<br>Up to 50,000 per charge<br>14<br>4.5 hours  |
| Radio:<br>Frequency<br>Range<br>Data Rate   | 2.4 to 2.5 GHz (ISM Band) Frequency Hopping Bluetooth v.2.1<br>33 ft. (10 m) typical<br>Up to 1 MBps                       |
| Temperature Ranges:<br>Operating<br>Storage*  | 32° F to +122° F (0° C to 50° C)<br>-40°F to +158°F (-40°C to 70°C)  |
| Humidity  | Up to 95% non-condensing   |
| Mechanical Drop   | Operational after 50 drops from 6 feet (1.8 m) to concrete   |
| Vibration   | Withstands 5G peak from 22 to 300 Hz   |
| ESD Sensitivity   | Up to 15kV direct air<br>Up to 8 kV indirect coupling plane  |
| Sealant Rating  | IP41   |

\*Storage outside of this temperature range could be detrimental to battery life.

## **Granit 1910i Industrial Corded Scanner Product Specifications**

| Parameter  | Specification  |
|--|--|
| Dimensions (Typical):<br>Height<br>Length<br>Width<br>Weight | 7.7 in. (19.45cm)<br>5.2 in. (13.31cm)<br>2.9 in. (7.5cm)<br>10.6 oz. (300g) |
| Illumination LED:<br>Peak Wavelength                         | 656nm (hyper red LED)<br>IEC 62471: "Exempt Risk Group"                      |

# Preliminary draft\_1

| (Continued)Parameter   | Specification   |
|--|---|
| Aiming:<br>Peak Wavelength Laser                                   | 650nm<br>IEC 60825-1: "Class 2"   |
| Optical Power Laser  | <1mW  |
| Image Size   | 838 x 640 pixels  |
| Skew Angle   | ±65°  |
| Pitch Angle  | ±45°  |
| Motion Tolerance:<br>Streaming Presentation Trigger:<br>13 mil UPC | 240 inches per second at 6.5 in. (16.5cm)<br>150 inches per second at 10 in. (25.4cm) |
| Symbol Contrast  | Grade 1.0 (20% or greater)  |
| Voltage Requirements   | 4 - 5.5 VDC at input connector  |
| Current Draw @5VDC   | Scanning                      Standby<br>470mA, 2.35W                100mA, .5W       |
| Power Supply Noise Rejection                                       | Maximum 100mV peak to peak, 10 to 100 kHz   |
| Temperature Ranges:<br>Operating                                   | -22°F to +122°F (-30°C to 50°C)   |
| Storage  | -40°F to +158°F (-40°C to 70°C)   |
| Humidity   | 0 to 95% non-condensing   |
| Mechanical Drop  | Operational after 50 drops from 6.5 feet (1.98m) to concrete at 23°, -30°, and 50°C   |
| Vibration  | Complies with MIL-STD-810G, Method 514.6, Annex C                                     |
| ESD Tolerance  | Up to 20kV direct air<br>Up to 8 kV indirect coupling plane                           |
| Sealant Rating   | IP65  |

## Granit 1911i Industrial Cordless Scanner Product Specifications

| Parameter  | Specification   |
|--|---|
| Dimensions (Typical):<br>Height                                    | 7.7 in. (19.45cm)   |
| Length   | 5.2 in. (13.31cm)   |
| Width  | 2.9 in. (7.5cm)   |
| Weight   | 13.8 oz. (390g)   |
| Illumination LED:<br>Peak Wavelength                               | 656nm (hyper red LED)<br>IEC 62471: "Exempt Risk Group"                               |
| Aiming:<br>Peak Wavelength Laser                                   | 650nm<br>IEC 60825-1: "Class 2"   |
| Optical Power Laser  | <1mW  |
| Image Size   | 838 x 640 pixels  |
| Skew Angle   | ±65°  |
| Pitch Angle  | ±45°  |
| Motion Tolerance:<br>Streaming Presentation Trigger:<br>13 mil UPC | 240 inches per second at 6.5 in. (16.5cm)<br>150 inches per second at 10 in. (25.4cm) |
| Symbol Contrast  | Grade 1.0 (20% or greater)  |
| Battery:   |   |

# Preliminary draft\_1

| (Continued)Parameter         | Specification   |
|------------------------------|---|
| Lithium Ion                  | 1800 mAh minimum  |
| Number of Scans              | Up to 50,000 per charge   |
| Expected Hours of Operation  | 14  |
| Expected Charge Time         | 4.5 hours   |
| Radio:                       |   |
| Frequency                    | 2.4 to 2.5 GHz (ISM Band) Frequency Hopping Bluetooth v.2.1                         |
| Range                        | 330 ft. (100m) typical  |
| Data Rate                    | Up to 1 Mbps  |
| Temperature Ranges:          |   |
| Operating while not charging | -4°F to + 122°F (-20°C to 50°C)   |
| Operating while charging     | 41°F to + 104°F (5°C to 40°C)   |
| Storage*                     | -40°F to +158°F (-40°C to 70°C)   |
| Humidity                     | Up to 95% non-condensing  |
| Mechanical Drop              | Operational after 50 drops from 6.5 feet (1.98m) to concrete at 23°, -30°, and 50°C |
| Vibration                    | Complies with MIL-STD-810G, Method 514.6, Annex C                                   |
| ESD Sensitivity              | Up to 20kV direct air<br>Up to 8 kV indirect coupling plane                         |
| Sealant Rating               | IP65  |

\*Storage outside of this temperature range could be detrimental to battery life.

## Granit 1980i Industrial Full Range Corded Scanner Product Specifications

| Parameter                       | Specification   |
|---------------------------------|---|
| <b>Dimensions (Typical):</b>    |   |
| Height                          | 7.7 in. (19.45cm)   |
| Length                          | 5.2 in. (13.31cm)   |
| Width                           | 2.9 in. (7.5cm)   |
| Weight                          | <12.7 oz. (360g)  |
| <b>Illumination LED:</b>        |   |
| Peak Wavelength                 | 617nm (hyper red LED)<br>IEC 62471: "Exempt Risk Group"                               |
| <b>Aiming:</b>                  |   |
| Peak Wavelength Laser           | 650nm<br>IEC 60825-1: "Class 2"   |
| Optical Power Laser             | <1mW  |
| Image Size                      | 1280 x 800 pixels   |
| Skew Angle                      | ±75°  |
| Pitch Angle                     | ±45°  |
| <b>Motion Tolerance:</b>        |   |
| Streaming Presentation Trigger: | 9 inches per second   |
| 13 mil UPC                      |   |
| Symbol Contrast                 | 40% or greater  |
| Voltage Requirements            | 4 - 5.5 VDC at input connector  |
| Current Draw @5VDC              | Scanning                      Standby<br>470mA, 2.35W                      100mA, .5W |
| Power Supply Noise Rejection    | Maximum 100mV peak to peak, 10 to 100 kHz   |
| <b>Temperature Ranges:</b>      |   |
| Operating                       | -22°F to +122°F (-30°C to 50°C)   |

# Preliminary draft\_1

| (Continued)Parameter | Specification   |
|----------------------|---|
| Storage              | -40°F to +158°F (-40°C to 70°C)   |
| Humidity             | 0 to 95% non-condensing   |
| Mechanical Drop      | Operational after 50 drops from 6.5 feet (1.98m) to concrete at 23°, -30°, and 50°C |
| Vibration            | Complies with MIL-STD-810G, Method 514.6, Annex C                                   |
| ESD Tolerance        | Up to 20kV direct air<br>Up to 8 kV indirect coupling plane                         |
| Sealant Rating       | IP65  |

## Granit 1981i Industrial Full Range Cordless Scanner Product Specifications

| Parameter                                     | Specification   |
|---|---|
| Dimensions (Typical):                         |   |
| Height  | 7.7 in. (19.45cm)   |
| Length  | 5.2 in. (13.31cm)   |
| Width   | 2.9 in. (7.5cm)   |
| Weight  | <15.9 oz. (450g)  |
| Illumination LED:                             |   |
| Peak Wavelength                               | 617nm (hyper red LED)<br>IEC 62471: "Exempt Risk Group"     |
| Aiming:                                       |   |
| Peak Wavelength Laser                         | 650nm<br>IEC 60825-1: "Class 2"                             |
| Optical Power Laser                           | <1mW  |
| Image Size                                    | 1280 x 800 pixels   |
| Skew Angle                                    | ±75°  |
| Pitch Angle                                   | ±45°  |
| Motion Tolerance:                             |   |
| Streaming Presentation Trigger:<br>13 mil UPC | 9 inches per second   |
| Symbol Contrast                               | 40% or greater  |
| Battery:                                      |   |
| Lithium Ion                                   | 1800 mAHr minimum   |
| Number of Scans                               | Up to ??? per charge  |
| Expected Hours of Operation                   | 8   |
| Expected Charge Time                          | 4.5 hours   |
| Radio:  |   |
| Frequency                                     | 2.4 to 2.5 GHz (ISM Band) Frequency Hopping Bluetooth v.2.1 |
| Range   | 330 ft. (100m) typical                                      |
| Data Rate                                     | Up to 1 MBps  |
| Temperature Ranges:                           |   |
| Operating while not charging                  | -4°F to + 122°F (-20°C to 50°C)                             |
| Operating while charging                      | 41°F to + 104°F (5°C to 40°C)                               |
| Storage*                                      | -40°F to +158°F (-40°C to 70°C)                             |
| Humidity                                      | Up to 95% non-condensing                                    |

# Preliminary draft\_1

| (Continued)Parameter | Specification   |
|----------------------|---|
| Mechanical Drop      | Operational after 50 drops from 6.5 feet (1.98m) to concrete at 23°, -30°, and 50°C |
| Vibration            | Complies with MIL-STD-810G, Method 514.6, Annex C                                   |
| ESD Sensitivity      | Up to 20kV direct air<br>Up to 8 kV indirect coupling plane                         |
| Sealant Rating       | IP65  |

\*Storage outside of this temperature range could be detrimental to battery life.

## CCB01-010BT Charge Base Product Specifications

| Parameter             | Specification   |
|-----------------------|---|
| Dimensions (Typical): |   |
| Height                | 3.2 inches (8.13cm)   |
| Length                | 5.19 inches (13.18cm)                                       |
| Width                 | 3.98 inches (10.11cm)                                       |
| Weight                | 6.3 oz (179g)   |
| Voltage:              | 4.5 to 5.5 volts  |
| Current Draw:         |   |
| Host Terminal Port    | 500mA   |
| Aux Power Port        | 1A  |
| Charge Time           | 5 hours   |
| Radio:                |   |
| Frequency             | 2.4 to 2.5 GHz (ISM Band) Frequency Hopping Bluetooth v.2.1 |
| Range                 | 33 ft. (10 m) typical                                       |
| Data Rate             | Up to 1 MBps  |
| Temperature Ranges:   |   |
| Operating             | 32° F to +122° F (0° C to +50° C)                           |
| Battery Charge        | 41° F to +104° F (5° C to +40° C)                           |
| Storage               | -40° F to +158° F (-40° C to +70° C)                        |
| Humidity              | Up to 95% non-condensing                                    |
| Mechanical Drop       | Operational after 50 drops from 3.28 feet (1 m) to concrete |
| Vibration             | 5G Peak from 22Hz to 300Hz                                  |
| ESD Sensitivity       | Up to 15kV direct air<br>Up to 8 kV indirect coupling plane |

## CCB02-100BT Industrial Charge Base Product Specifications

| Parameter             | Specification      |
|-----------------------|--------------------|
| Dimensions (Typical): |                    |
| Height                | 2.6 in. (6.6cm)    |
| Length                | 9.8 in. (24.98mm)  |
| Width                 | 4.05 in. (10.28cm) |
| Weight                | 10.05 oz. (285g)   |
| Voltage:              | 4.5 to 5.5 volts   |
| Current Draw:         |                    |
| Host Terminal Port    | 500mA              |
| Aux Power Port        | 1A                 |



# Preliminary draft\_1

---

| <b>(Continued)Parameter</b>                                   | <b>Specification</b>   |
|---|--|
| Charge Time   | 5 hours  |
| Radio:<br>Frequency<br>Range<br>Data Rate                     | 2.4 to 2.5 GHz (ISM Band) Frequency Hopping Bluetooth v.2.1<br>330 ft. (100m) typical<br>Up to 1 MBps            |
| Temperature Ranges:<br>Operating<br>Battery Charge<br>Storage | -4° F to +122° F (-20° C to +50° C)<br>41° F to +104° F (5° C to +40° C)<br>-40° F to +158° F (-40° C to +70° C) |
| Humidity  | Up to 95% non-condensing   |
| Mechanical Drop   | Operational after 50 drops from 3.94 feet (1.2m) to concrete   |
| Vibration   | Complies with MIL-STD-810G, Method 514.6, Annex C  |
| ESD Sensitivity   | Up to 20kV direct air<br>Up to 8 kV indirect coupling plane  |

# Preliminary draft\_1

## Depth of Field Charts

### Xenon B&W Scanner Typical Performance

| Focus                       |     | High Density (HD) |              | Standard Range (SR) |              | Extended Range (ER) |              |
|-----------------------------|-----|-------------------|--------------|---------------------|--------------|---------------------|--------------|
| Symbology                   |     | Near Distance     | Far Distance | Near Distance       | Far Distance | Near Distance       | Far Distance |
| 5 mil Code 39               | in. | .2                | 3.8          | 1.6                 | 5.3          | 3.7                 | 8            |
|                             | mm  | 5.1               | 96.5         | 40.6                | 134.6        | 94                  | 203.2        |
| 13 mil UPC                  | in. | .5                | 6.5          | .3                  | 16.7         | 1                   | 20.7         |
|                             | mm  | 12.7              | 165.1        | 7.6                 | 424.2        | 25.4                | 525.8        |
| 20 mil Code 39              | in. | .6                | 8.6          | .4                  | 24.6         | 1                   | 23.5         |
|                             | mm  | 15.2              | 218.4        | 10.2                | 624.8        | 25.4                | 596.9        |
| 6.7 mil PDF417              | in. | .4                | 4            | .7                  | 6            | 2.8                 | 9.2          |
|                             | mm  | 10.2              | 101.6        | 17.8                | 152.4        | 71.1                | 233.7        |
| 10 mil Data Matrix          | in. | .3                | 4.2          | .8                  | 7            | 2.5                 | 11.3         |
|                             | mm  | 7.6               | 106.7        | 20.3                | 177.8        | 63.5                | 287          |
| 20 mil QR Code              | in. | .7                | 7            | .5                  | 14.8         | .7                  | 19           |
|                             | mm  | 17.8              | 177.8        | 12.7                | 375.9        | 17.8                | 482.6        |
| Resolution (1D Code 39)     |     | 3 mil (.076mm)    |              | 5 mil (.127mm)      |              | 5 mil (.127mm)      |              |
| Resolution (2D Data Matrix) |     | 5 mil (.127mm)    |              | 6.7 mil (.170mm)    |              | 7.5 mil (.191mm)    |              |

### Xenon B&W Scanner Guaranteed Performance

| Focus                       |     | High Density (HD) |              | Standard Range (SR) |              | Extended Range (ER) |              |
|-----------------------------|-----|-------------------|--------------|---------------------|--------------|---------------------|--------------|
| Symbology                   |     | Near Distance     | Far Distance | Near Distance       | Far Distance | Near Distance       | Far Distance |
| 5 mil Code 39               | in. | .3                | 3.3          | 2.1                 | 5.1          | 4.2                 | 7.8          |
|                             | mm  | 7.62              | 83.8         | 53.3                | 129.5        | 106.7               | 198.1        |
| 13 mil UPC                  | in. | .7                | 6.1          | .4                  | 15.6         | 1.1                 | 19.7         |
|                             | mm  | 17.8              | 154.9        | 10.2                | 396.2        | 27.9                | 500.4        |
| 20 mil Code 39              | in. | .7                | 7.8          | .5                  | 20.2         | 1.5                 | 25           |
|                             | mm  | 17.8              | 198.1        | 12.7                | 513.1        | 38.1                | 635          |
| 6.7 mil PDF417              | in. | .5                | 3.8          | .9                  | 5.8          | 3.3                 | 8.7          |
|                             | mm  | 12.7              | 96.5         | 22.9                | 147.3        | 83.8                | 221          |
| 10 mil Data Matrix          | in. | .4                | 3.8          | .9                  | 6.6          | 3.4                 | 10.3         |
|                             | mm  | 10.2              | 96.5         | 22.9                | 167.6        | 86.4                | 261.6        |
| 20 mil QR Code              | in. | 1.2               | 6.4          | .7                  | 13           | .9                  | 18           |
|                             | mm  | 30.5              | 162.6        | 17.8                | 330.2        | 22.9                | 457.2        |
| Resolution (1D Code 39)     |     | 3 mil (.076mm)    |              | 5 mil (.127mm)      |              | 5 mil (.127mm)      |              |
| Resolution (2D Data Matrix) |     | 5 mil (.127mm)    |              | 6.7 mil (.170mm)    |              | 7.5 mil (.191mm)    |              |

# Preliminary draft\_1

## ***Xenon Color Scanner (Model COL) Typical Performance***

| <b>Focus</b>                |     | <b>High Density (HD)</b> |              | <b>Standard Range (SR)</b> |              |
|-----------------------------|-----|--------------------------|--------------|----------------------------|--------------|
| Symbology                   |     | Near Distance            | Far Distance | Near Distance              | Far Distance |
| 5 mil Code 39               | in. | 0                        | 3.6          | 1.1                        | 5.2          |
|                             | mm  | 0                        | 91.4         | 27.9                       | 132.1        |
| 13 mil UPC                  | in. | .4                       | 5.9          | .4                         | 16.2         |
|                             | mm  | 10.2                     | 149.9        | 10.2                       | 411.5        |
| 20 mil Code 39              | in. | .4                       | 8.4          | .5                         | 22           |
|                             | mm  | 10.2                     | 213.4        | 12.7                       | 558.8        |
| 6.7 mil PDF417              | in. | 0                        | 3.8          | .4                         | 6            |
|                             | mm  | 0                        | 96.5         | 10.2                       | 152.4        |
| 10 mil Data Matrix          | in. | 0                        | 4.2          | .5                         | 7            |
|                             | mm  | 0                        | 106.7        | 12.7                       | 177.8        |
| 20 mil QR Code              | in. | .4                       | 6.8          | .6                         | 13.4         |
|                             | mm  | 10.2                     | 172.7        | 15.2                       | 340.4        |
| Resolution (1D Code 39)     |     | 3 mil (.076mm)           |              | 5 mil (.127mm)             |              |
| Resolution (2D Data Matrix) |     | 5 mil (.127mm)           |              | 6.7 mil (.170mm)           |              |

## ***Xenon Color Scanner (Model COL) Guaranteed Performance***

| <b>Focus</b>                |     | <b>High Density (HD)</b> |              | <b>Standard Range (SR)</b> |              |
|-----------------------------|-----|--------------------------|--------------|----------------------------|--------------|
| Symbology                   |     | Near Distance            | Far Distance | Near Distance              | Far Distance |
| 5 mil Code 39               | in. | 0                        | 3.3          | 1.7                        | 4.9          |
|                             | mm  | 0                        | 83.8         | 43.2                       | 124.5        |
| 13 mil UPC                  | in. | .6                       | 5.2          | .4                         | 14.5         |
|                             | mm  | 15.2                     | 132.1        | 10.2                       | 368.3        |
| 20 mil Code 39              | in. | .5                       | 7.4          | .5                         | 17.5         |
|                             | mm  | 12.7                     | 188          | 12.7                       | 444.5        |
| 6.7 mil PDF417              | in. | 0                        | 3.4          | .5                         | 5.7          |
|                             | mm  | 0                        | 86.4         | 12.7                       | 144.8        |
| 10 mil Data Matrix          | in. | 0                        | 4            | .8                         | 6.4          |
|                             | mm  | 0                        | 101.6        | 20.3                       | 162.6        |
| 20 mil QR Code              | in. | .7                       | 6.2          | .7                         | 12.3         |
|                             | mm  | 17.8                     | 157.5        | 17.8                       | 312.4        |
| Resolution (1D Code 39)     |     | 3 mil (.076mm)           |              | 5 mil (.127mm)             |              |
| Resolution (2D Data Matrix) |     | 5 mil (.127mm)           |              | 6.7 mil (.170mm)           |              |

# Preliminary draft\_1

## Granit 1910i/1911i Scanner Typical Performance

| Focus                       |     | Extended Range (ER) |              |
|-----------------------------|-----|---------------------|--------------|
| Symbology                   |     | Near Distance       | Far Distance |
| 5 mil Code 39               | in. | 3.6                 | 7.4          |
|                             | mm  | 91.4                | 188          |
| 20 mil Code 39              | in. | .6                  | 29.5         |
|                             | mm  | 15.2                | 749.3        |
| 100% UPC                    | in. | .6                  | 21.4         |
|                             | mm  | 15.2                | 543.6        |
| 6.7 mil PDF417              | in. | 2.7                 | 8.9          |
|                             | mm  | 68.6                | 226.1        |
| 10 mil Data Matrix          | in. | 2.8                 | 10.3         |
|                             | mm  | 71.1                | 261.6        |
| 20 mil QR Code              | in. | .8                  | 19.5         |
|                             | mm  | 20.3                | 495.3        |
| Resolution (1D Code 39)     |     | 5 mil (.127mm)      |              |
| Resolution (2D Data Matrix) |     | 7.5 mil (.191mm)    |              |

## Granit 1910i/1911i Scanner Guaranteed Performance

| Focus                       |     | Extended Range (ER) |              |
|-----------------------------|-----|---------------------|--------------|
| Symbology                   |     | Near Distance       | Far Distance |
| 5 mil Code 39               | in. | 3.8                 | 7.2          |
|                             | mm  | 96.5                | 182.9        |
| 20 mil Code 39              | in. | 1                   | 28.7         |
|                             | mm  | 25.4                | 729          |
| 100% UPC                    | in. | .6                  | 21.7         |
|                             | mm  | 15.2                | 551.2        |
| 6.7 mil PDF417              | in. | 3                   | 8.5          |
|                             | mm  | 76.2                | 215.9        |
| 10 mil Data Matrix          | in. | 3.1                 | 9.7          |
|                             | mm  | 78.7                | 246.4        |
| 20 mil QR Code              | in. | .9                  | 19.8         |
|                             | mm  | 22.9                | 502.9        |
| Resolution (1D Code 39)     |     | 5 mil (.127mm)      |              |
| Resolution (2D Data Matrix) |     | 7.5 mil (.191mm)    |              |

# Preliminary draft\_1

## Granit 1980i/1981i Scanner Typical Performance

| Focus                       |     | Extended Range (ER) |              |
|-----------------------------|-----|---------------------|--------------|
| Symbology                   |     | Near Distance       | Far Distance |
| 5 mil Code 39               | in. |                     |              |
|                             | mm  |                     |              |
| 20 mil Code 39              | in. |                     |              |
|                             | mm  |                     |              |
| 100% UPC                    | in. |                     |              |
|                             | mm  |                     |              |
| 6.7 mil PDF417              | in. |                     |              |
|                             | mm  |                     |              |
| 10 mil Data Matrix          | in. |                     |              |
|                             | mm  |                     |              |
| 20 mil QR Code              | in. |                     |              |
|                             | mm  |                     |              |
| Resolution (1D Code 39)     |     | 5 mil (.127mm)      |              |
| Resolution (2D Data Matrix) |     | 7.5 mil (.191mm)    |              |

## Granit 1980i/1981i Scanner Guaranteed Performance

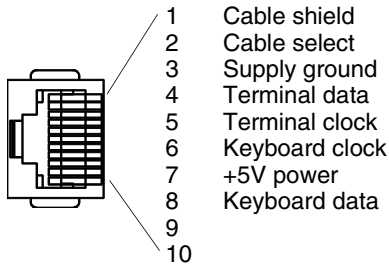
| Focus                       |     | Extended Range (ER) |              |
|-----------------------------|-----|---------------------|--------------|
| Symbology                   |     | Near Distance       | Far Distance |
| 5 mil Code 39               | in. |                     |              |
|                             | mm  |                     |              |
| 20 mil Code 39              | in. |                     |              |
|                             | mm  |                     |              |
| 100% UPC                    | in. |                     |              |
|                             | mm  |                     |              |
| 6.7 mil PDF417              | in. |                     |              |
|                             | mm  |                     |              |
| 10 mil Data Matrix          | in. |                     |              |
|                             | mm  |                     |              |
| 20 mil QR Code              | in. |                     |              |
|                             | mm  |                     |              |
| Resolution (1D Code 39)     |     | 5 mil (.127mm)      |              |
| Resolution (2D Data Matrix) |     | 7.5 mil (.191mm)    |              |

## Standard Connector Pinouts

*Note: The following pin assignments are not compatible with Honeywell legacy products. Use of a cable with improper pin assignments may lead to damage to the unit. Use of any cables not provided by the manufacturer may result in damage not covered by your warranty.*

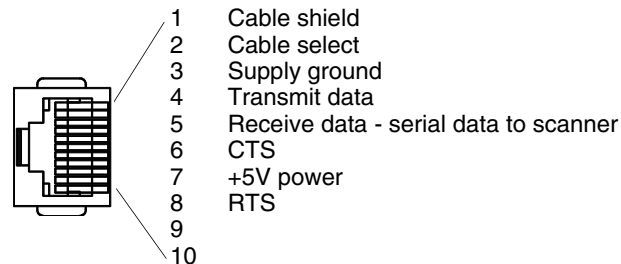
### Keyboard Wedge

10 Pin RJ41 Modular Plug - connects to the base



### Serial Output

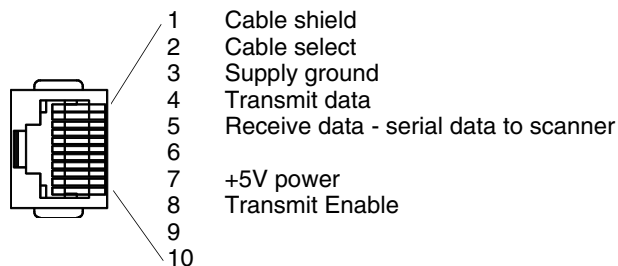
10 Pin RJ41 Modular Plug - connects to the base



### RS485 Output

10 Pin RJ41 Modular Plug - connects to the base

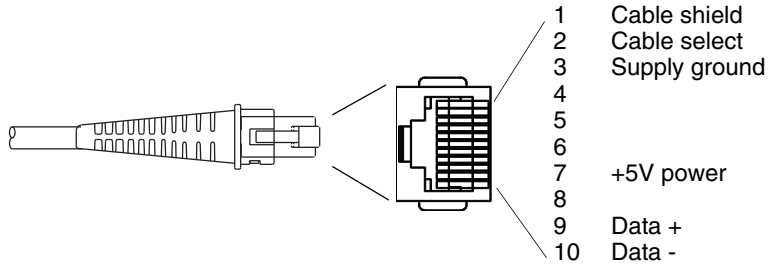
*Note: RS485 signal conversion is performed in the cable.*



# Preliminary draft\_1

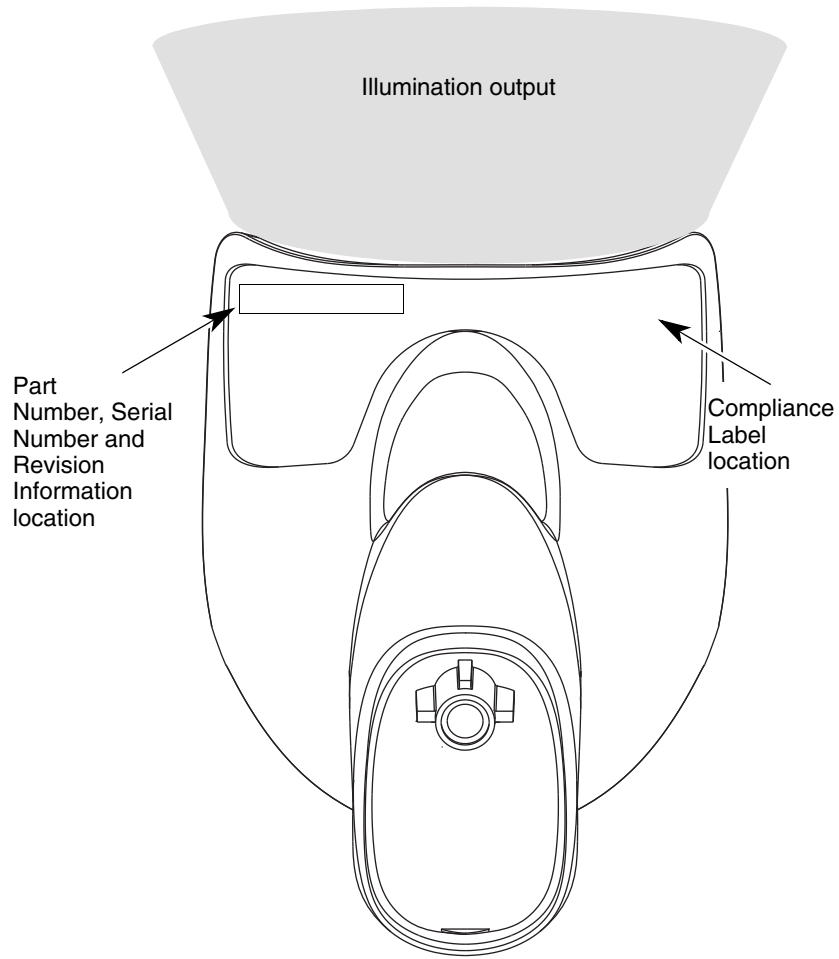
## USB

10 Pin Modular Plug - connects to the base



## Required Safety Labels

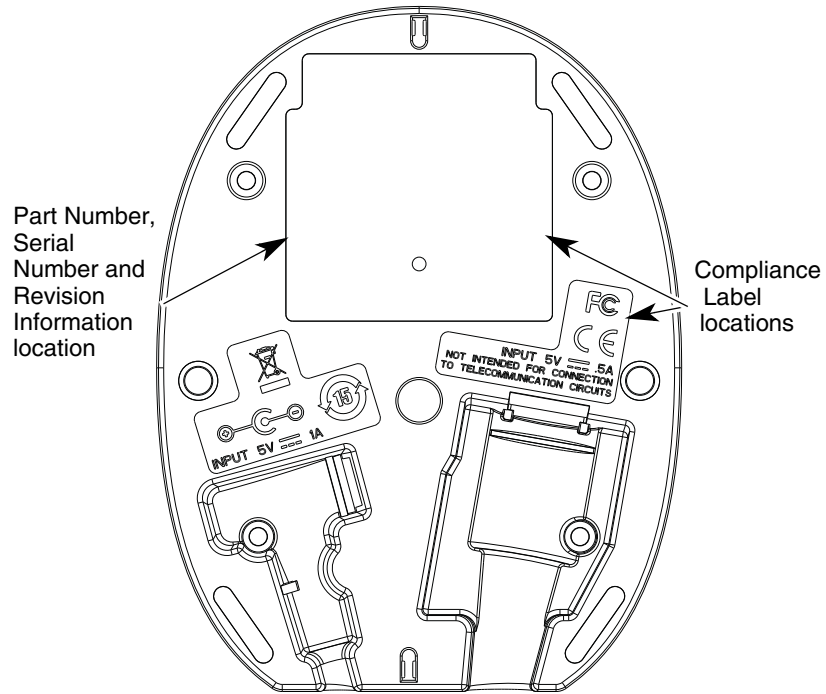
### Xenon 1900/1910/1902/1912 Scanner



# Preliminary draft\_1

---

## CCB01-010BT Base

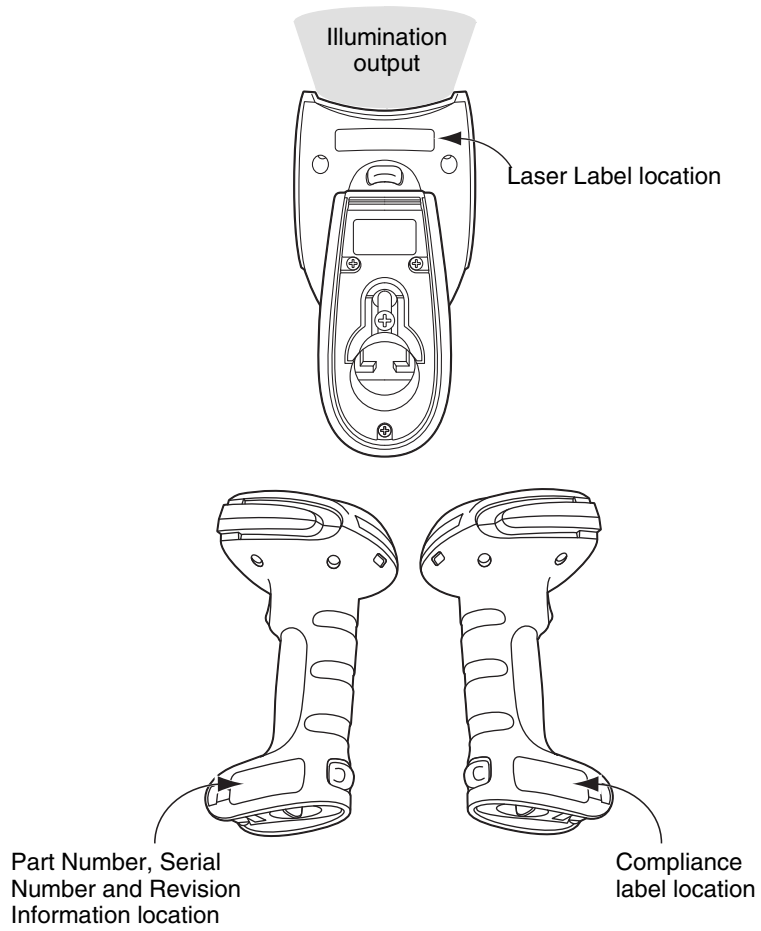




# Preliminary draft\_1

---

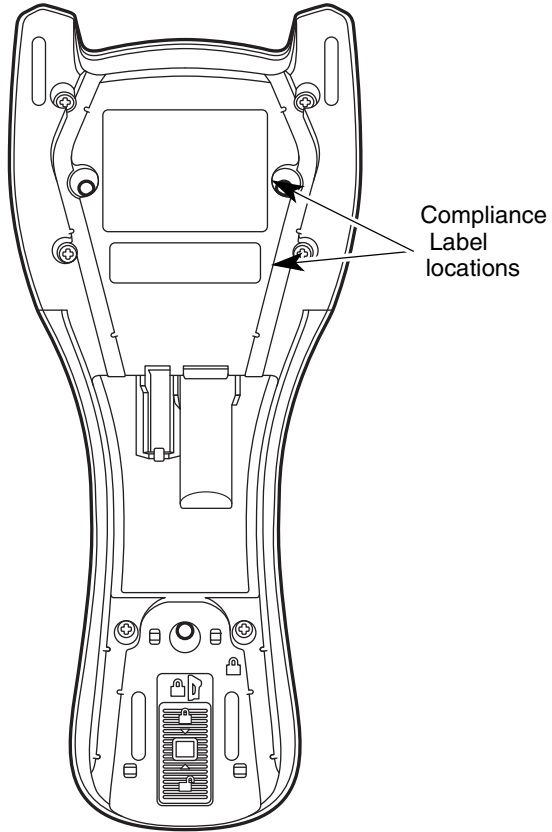
## **Granit 1910i/1911i/1980i/1981i Scanner**



# Preliminary draft\_1

---

## **CCB02-100BT Base**



## Maintenance

### Repairs

Repairs and/or upgrades are not to be performed on this product. These services are to be performed only by an authorized service center (see [Customer Support](#) on page 14-1).

### Maintenance

Your device provides reliable and efficient operation with a minimum of care. Although specific maintenance is not required, the following periodic checks ensure dependable operation:

#### Cleaning the Scanner

The scanner or base's housing may be cleaned with a soft cloth or tissue dampened with water (or a mild detergent-water solution.) If a detergent solution is used, rinse with a clean tissue dampened with water only.

**Caution:**

**Do not submerge the scanner in water. The scanner's housing is not watertight.**

**Do not use abrasive wipes or tissues on the scanner's window – abrasive wipes may scratch the window. Never use solvents (e.g., acetone) on the housing or window – solvents may damage the finish or the window.**

#### Cleaning the Window

Reading performance may degrade if the scanner's window is not clean. If the window is visibly dirty, or if the scanner isn't operating well, clean the window with one of the cleaning solutions listed for [Health Care Housing](#), below.

#### Health Care Housing

Some configurations of Xenon scanners are available with an external plastic housing that is designed to resist the effects of harsh chemicals in a health care environment. The plastic is crystalline in nature, which helps prevent chemicals from seeping through the housing.

**Important!** The following cleaning solutions have been tested to assure safe cleaning of your scanner's disinfectant-ready housing. They are the only solutions approved for use with these scanners. Damage caused by the use of cleaners other than those listed below may not be covered by the warranty.

- Sani-Cloth<sup>®</sup> HB wipes
- Sani-Cloth<sup>®</sup> Plus wipes
- Super Sani-Cloth<sup>®</sup> wipes
- Isopropyl Alcohol wipes (70%)
- CaviWipes<sup>™</sup>
- Virex<sup>®</sup> 256
- 409<sup>®</sup> Glass and Surface Cleaner
- Windex<sup>®</sup> Blue
- Clorox<sup>®</sup> Bleach – 10%
- Gentle dish soap and water

## ***Inspecting Cords and Connectors***

Inspect the interface cable and connector for wear or other signs of damage. A badly worn cable or damaged connector may interfere with scanner operation. Contact your distributor for information about cable replacement. Cable replacement instructions are on [page 13-2](#).

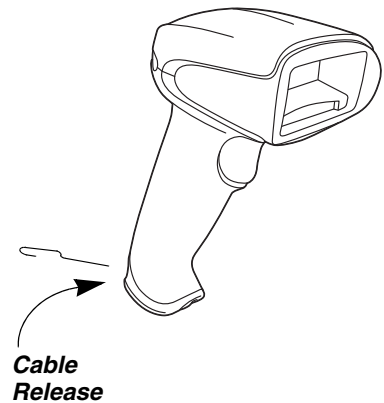
## ***Replacing Cables in Corded Scanners***

The standard interface cable is attached to the scanner with an 10-pin modular connector. When properly seated, the connector is held in the scanner's handle by a flexible retention tab. The interface cable is designed to be field replaceable.

- Order replacement cables from Honeywell or from an authorized distributor.
- When ordering a replacement cable, specify the cable part number of the original interface cable.

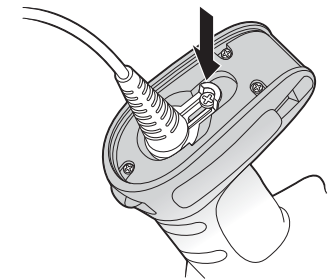
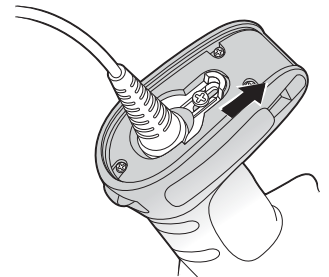
### ***Replacing a Xenon Interface Cable***

1. Turn the power to the host system OFF.
2. Disconnect the scanner's cable from the terminal or computer.
3. Locate the small hole on the back of the scanner's handle. This is the cable release.
4. Straighten one end of a paper clip.
5. Insert the end of the paper clip into the small hole and press in. This depresses the retention tab, releasing the connector. Pull the connector out while maintaining pressure on the paper clip, then remove the paper clip.
6. Replace with the new cable.  
Insert the connector into the opening and press firmly. The connector is keyed to go in only one way, and will click into place.



### ***Replacing a Granit Interface Cable***

1. Turn the power to the host system OFF.
2. Disconnect the scanner's cable from the terminal or computer.
3. Unscrew the locking plate on the bottom of the scanner.
4. Slide the locking plate away from the connector and pull the cable out of the scanner.
5. Replace with the new cable.  
Insert the connector into the opening and press firmly.
6. Slide the locking plate over the base of the connector to secure the cable, and screw the plate into place.



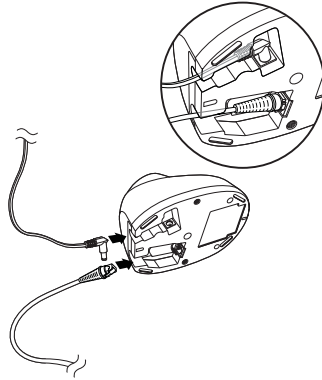
## ***Replacing Cables and Batteries in Cordless Systems***

### ***Replacing an Interface Cable in a Base***

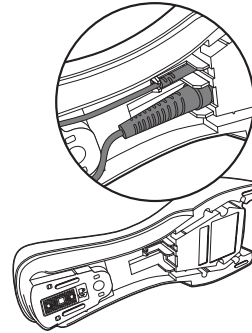
1. Turn the power to the host system OFF.
2. Disconnect the base's cable from the terminal or computer.
3. Turn the base upside down.

4. Pull the connector out while maintaining pressure on the connector release clip.

**CCB01-010BT Base :**



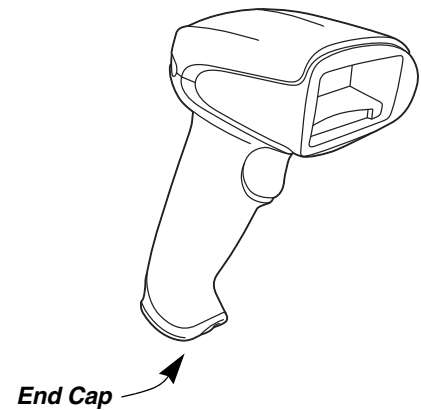
**CCB02-100BT Base :**



5. Replace with the new cable.  
Insert the connector into the opening and press firmly. The connector is keyed to go in only one way, and will click into place.

## **Changing a Xenon Scanner Battery**

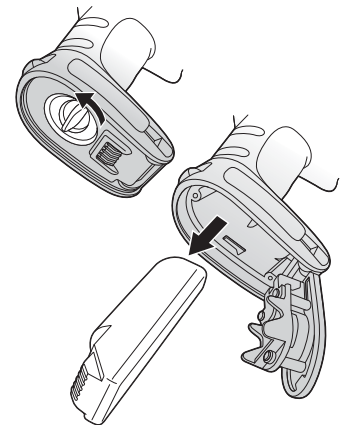
1. Use a Phillips head screwdriver to remove the screw from the end cap.
2. Remove the end cap and remove the battery from the handle.
3. Insert replacement battery.
4. Replace end cap and screw.



## **Changing a Granit Scanner Battery**

1. Twist the tab in the bottom of the end cap and open the hinged battery door.  
(When new, the battery door may stick. Use pliers to twist the tab and open the door until it loosens up.)
2. Remove the battery from the handle.
3. Insert replacement battery.
4. Close the battery door and twist the tab to lock it.

*Note: The battery door is designed to pop off the hinge if the scanner is dropped while changing a battery. If this occurs, simply snap it back on.*



## **Troubleshooting a Corded Scanner**

The scanner automatically performs self-tests whenever you turn it on. If your scanner is not functioning properly, review the following Troubleshooting Guide to try to isolate the problem.

### **Is the power on? Is the aimer on?**

If the aimer isn't illuminated, check that:

- The cable is connected properly.
- The host system power is on (if external power isn't used).
- The trigger works.

## ***Is the scanner having trouble reading your symbols?***

If the scanner isn't reading symbols well, check that the symbols:

- Aren't smeared, rough, scratched, or exhibiting voids.
- Aren't coated with frost or water droplets on the surface.
- Are enabled in the scanner or in the decoder to which the scanner connects.

## ***Is the bar code displayed but not entered?***

The bar code is displayed on the host device correctly, but you still have to press a key to enter it (the Enter/Return key or the Tab key, for example).

- You need to program a suffix. Programming a suffix enables the scanner to output the bar code data plus the key you need (such as "CR") to enter the data into your application. Refer to [Prefix/Suffix Overview](#) on page 5-1 for further information.

## ***Does the scanner read the bar code incorrectly?***

If the scanner reads a bar code, but the data is not displayed correctly on the host screen:

- The scanner may not be programmed for the appropriate terminal interface. For example, you scan "12345" and the host displays "@es%."

Reprogram the scanner with the correct Plug and Play bar code. See [Programming the Interface](#) beginning on page 2-1.

- The scanner may not be programmed to output your bar code data properly. For example, you scan "12345" and the host displays "A12345B."

Reprogram the scanner with the proper symbology selections. See [Chapter 7](#).

## ***The scanner won't read your bar code at all.***

1. Scan the sample bar codes in the back of this manual. If the scanner reads the sample bar codes, check that your bar code is readable. Verify that your bar code symbology is enabled (see [Chapter 7](#)).
2. If the scanner still can't read the sample bar codes, scan [All Symbologies On](#), page 7-1.

If you aren't sure what programming options have been set in the scanner, or if you want the factory default settings restored, refer to [Resetting the Factory Defaults](#) on page 10-4.

## ***Troubleshooting a Cordless System***

### ***Troubleshooting a Base***

*Note:* Visit the [Services and Support](#) section of our website ([www.honeywellaidc.com](http://www.honeywellaidc.com)) to check for the latest software for both the scanner and the base.

If your base is not functioning properly, review the following troubleshooting guidelines to try to isolate the problem.

#### ***Is the red LED on?***

If the red LED isn't illuminated, check that:

- The power cable is connected properly and there is power at the power source.
- The host system power is on (if external power isn't used).

#### ***Is the green LED on?***

If the *green* LED isn't illuminated, check that:

- The scanner is correctly placed in the base.
- There is external power or 12 volt host power.
- Charge mode is turned on. (See ["Beeper and LED Sequences and Meaning"](#) on page 3-5)
- The battery is not bad or deeply discharged. In some cases, the scanner's battery may trickle charge to bring it into an acceptable level and then transition to a normal charge cycle.

### ***Troubleshooting a Cordless Scanner***

*Note:* Make sure that your scanner's battery is charged. Visit the [Services and Support](#) section of our website ([www.honeywellaidc.com](http://www.honeywellaidc.com)) to check for the latest software for both the scanner and the base or Access Point.

# Preliminary draft\_1

---

## ***Is the scanner having trouble reading your symbols?***

If the scanner isn't reading symbols well, check that the symbols:

- Aren't smeared, rough, scratched, or exhibiting voids.
- Aren't coated with frost or water droplets on the surface.
- Are enabled in the base or Access Point to which the scanner connects.

## ***Is the bar code displayed but not entered into the application?***

The bar code is displayed on the host device correctly, but you still have to press a key to enter it (the Enter/Return key or the Tab key, for example).

- You need to program a suffix. Programming a suffix enables the scanner to output the bar code data plus the key you need (such as "CR") to enter the data into your application. Refer to [Prefix/Suffix Overview](#) on page 5-1 for further information.

## ***Does the scanner read the bar code incorrectly?***

If the scanner reads a bar code, but the data is not displayed correctly on the host screen:

- The base or Access Point may not be programmed for the appropriate terminal interface. For example, you scan "12345" and the host displays "@es%."

Reprogram the base/Access Point with the correct Plug and Play bar code. See [Programming the Interface](#) beginning on page 2-1.

- The base or Access Point may not be programmed to output your bar code data properly. For example, you scan "12345" and the host displays "A12345B."

Reprogram the base/Access Point with the proper symbology selections. See [Chapter 7](#).

## ***The scanner won't read your bar code at all.***

- Scan the sample bar codes in the back of this manual. If the scanner reads the sample bar codes, check that your bar code is readable.

Verify that your bar code symbology is enabled (see [Chapter 7](#)).

If the scanner still can't read the sample bar codes, scan [All Symbologies](#) on page 7-1.

# Preliminary draft\_1

---



## Customer Support

### Technical Assistance

If you need assistance installing or troubleshooting your device, please contact us by using one of the methods below:

**Knowledge Base:** [www.hsmknowledgebase.com](http://www.hsmknowledgebase.com)

Our Knowledge Base provides thousands of immediate solutions. If the Knowledge Base cannot help, our Technical Support Portal (see below) provides an easy way to report your problem or ask your question.

**Technical Support Portal:** [www.hsmsupportportal.com](http://www.hsmsupportportal.com)

The Technical Support Portal not only allows you to report your problem, but it also provides immediate solutions to your technical issues by searching our Knowledge Base. With the Portal, you can submit and track your questions online and send and receive attachments.

**Web form:** [www.hsmcontactsupport.com](http://www.hsmcontactsupport.com)

You can contact our technical support team directly by filling out our online support form. Enter your contact details and the description of the question/problem.

**Telephone:** [www.honeywellaidc.com/locations](http://www.honeywellaidc.com/locations)

For our latest contact information, please check our website at the link above.

### Product Service and Repair

Honeywell International Inc. provides service for all of its products through service centers throughout the world. To obtain warranty or non-warranty service, please visit [www.honeywellaidc.com](http://www.honeywellaidc.com) and select **Support > Contact Service and Repair** to see your region's instructions on how to obtain a Return Material Authorization number (RMA #). You should do this prior to returning the product.

### Limited Warranty

Honeywell International Inc. ("HII") warrants its products to be free from defects in materials and workmanship and to conform to HII's published specifications applicable to the products purchased at the time of shipment. This warranty does not cover any HII product which is (i) improperly installed or used; (ii) damaged by accident or negligence, including failure to follow the proper maintenance, service, and cleaning schedule; or (iii) damaged as a result of (A) modification or alteration by the purchaser or other party, (B) excessive voltage or current supplied to or drawn from the interface connections, (C) static electricity or electrostatic discharge, (D) operation under conditions beyond the specified operating parameters, or (E) repair or service of the product by anyone other than HII or its authorized representatives.

This warranty shall extend from the time of shipment for the duration published by HII for the product at the time of purchase ("Warranty Period"). Any defective product must be returned (at purchaser's expense) during the Warranty Period to HII factory or authorized service center for inspection. No product will be accepted by HII without a Return Materials Authorization, which may be obtained by contacting HII. In the event that the product is returned to HII or its authorized service center within the Warranty Period and HII determines to its satisfaction that the product is defective due to defects in materials or workmanship, HII, at its sole option, will either repair or replace the product without charge, except for return shipping to HII.

EXCEPT AS MAY BE OTHERWISE PROVIDED BY APPLICABLE LAW, THE FOREGOING WARRANTY IS IN LIEU OF ALL OTHER COVENANTS OR WARRANTIES, EITHER EXPRESSED OR IMPLIED, ORAL OR WRITTEN, INCLUDING, WITHOUT LIMITATION, ANY IMPLIED WARRANTIES OF MERCHANTABILITY OR FITNESS FOR A PARTICULAR PURPOSE, OR NON-INFRINGEMENT.

HII'S RESPONSIBILITY AND PURCHASER'S EXCLUSIVE REMEDY UNDER THIS WARRANTY IS LIMITED TO THE REPAIR OR REPLACEMENT OF THE DEFECTIVE PRODUCT WITH NEW OR REFURBISHED PARTS. IN NO EVENT SHALL HII BE LIABLE FOR INDIRECT, INCIDENTAL, OR CONSEQUENTIAL DAMAGES, AND, IN NO EVENT, SHALL ANY LIABILITY OF HII ARISING IN CONNECTION WITH ANY PRODUCT SOLD HEREUNDER (WHETHER SUCH LIABILITY ARISES FROM A CLAIM BASED ON CONTRACT, WARRANTY, TORT, OR OTHERWISE) EXCEED THE ACTUAL AMOUNT PAID TO HII FOR THE PRODUCT. THESE LIMITATIONS ON LIABILITY SHALL REMAIN IN FULL FORCE AND EFFECT EVEN WHEN HII MAY HAVE BEEN ADVISED OF THE POSSIBILITY OF SUCH INJURIES, LOSSES, OR DAMAGES. SOME STATES, PROVINCES, OR COUNTRIES DO NOT ALLOW THE EXCLUSION OR LIMITATIONS OF INCIDENTAL OR CONSEQUENTIAL DAMAGES, SO THE ABOVE LIMITATION OR EXCLUSION MAY NOT APPLY TO YOU.

# Preliminary draft\_1

---

All provisions of this Limited Warranty are separate and severable, which means that if any provision is held invalid and unenforceable, such determination shall not affect the validity of enforceability of the other provisions hereof. Use of any peripherals not provided by the manufacturer may result in damage not covered by this warranty. This includes but is not limited to: cables, power supplies, cradles, and docking stations. HII extends these warranties only to the first end-users of the products. These warranties are non-transferable.

The duration of the limited warranty for the Xenon 1900 and 1910 scanners is five (5) years.

The duration of the limited warranty for the Xenon 1902 and 1912 scanners and CCB01-010BT Charge Base is three (3) years.

The duration of the limited warranty for the Granit 1910i and 1911i scanners and CCB02-100BT Charge Base is three (3) years.

The duration of the limited warranty for the Xenon or Granit battery is one (1) year.

## Reference Charts

### Symbology Charts

Note: “m” represents the AIM modifier character. Refer to International Technical Specification, Symbology Identifiers, for AIM modifier character details.

Prefix/Suffix entries for specific symbologies override the universal (All Symbologies, 99) entry.

Refer to [Data Editing](#) beginning on page 5-1 and [Data Formatting](#) beginning on page 6-1 for information about using Code ID and AIM ID.

### Linear Symbologies

| Symbology                          | AIM |                           | Honeywell |     |
|------------------------------------|-----|---------------------------|-----------|-----|
|                                    | ID  | Possible modifiers (m)    | ID        | Hex |
| All Symbologies                    |     |                           |           | 99  |
| Codabar                            | ]Fm | 0-1                       | a         | 61  |
| Code 11                            | ]H3 |                           | h         | 68  |
| Code 128                           | ]Cm | 0, 1, 2, 4                | j         | 6A  |
| Code 32 Pharmaceutical (PARAF)     | ]X0 |                           | <         | 3C  |
| Code 39 (supports Full ASCII mode) | ]Am | 0, 1, 3, 4, 5, 7          | b         | 62  |
| TCIF Linked Code 39 (TLC39)        | ]L2 |                           | T         | 54  |
| Code 93 and 93i                    | ]Gm | 0-9, A-Z, a-m             | i         | 69  |
| EAN                                | ]Em | 0, 1, 3, 4                | d         | 64  |
| EAN-13 (including Bookland EAN)    | ]E0 |                           | d         | 64  |
| EAN-13 with Add-On                 | ]E3 |                           | d         | 64  |
| EAN-13 with Extended Coupon Code   | ]E3 |                           | d         | 64  |
| EAN-8                              | ]E4 |                           | D         | 44  |
| EAN-8 with Add-On                  | ]E3 |                           | D         | 44  |
| GS1                                |     |                           |           |     |
| GS1 DataBar                        | ]em | 0                         | y         | 79  |
| GS1 DataBar Limited                | ]em |                           | {         | 7B  |
| GS1 DataBar Expanded               | ]em |                           | }         | 7D  |
| GS1-128                            | ]C1 |                           | l         | 49  |
| 2 of 5                             |     |                           |           |     |
| China Post (Hong Kong 2 of 5)      | ]X0 |                           | Q         | 51  |
| Interleaved 2 of 5                 | ]Im | 0, 1, 3                   | e         | 65  |
| Matrix 2 of 5                      | ]X0 |                           | m         | 6D  |
| NEC 2 of 5                         | ]X0 |                           | Y         | 59  |
| Straight 2 of 5 IATA               | ]Rm | 0, 1, 3                   | f         | 66  |
| Straight 2 of 5 Industrial         | ]S0 |                           | f         | 66  |
| MSI                                | ]Mm | 0, 1                      | g         | 67  |
| Telepen                            | ]Bm |                           | t         | 74  |
| UPC                                |     | 0, 1, 2, 3, 8, 9, A, B, C |           |     |

# Preliminary draft\_1

| Symbology                       | AIM |                        | Honeywell |     |
|---------------------------------|-----|------------------------|-----------|-----|
|                                 | ID  | Possible modifiers (m) | ID        | Hex |
| UPC-A                           | ]E0 |                        | c         | 63  |
| UPC-A with Add-On               | ]E3 |                        | c         | 63  |
| UPC-A with Extended Coupon Code | ]E3 |                        | c         | 63  |
| UPC-E                           | ]E0 |                        | E         | 45  |
| UPC-E with Add-On               | ]E3 |                        | E         | 45  |
| UPC-E1                          | ]X0 |                        | E         | 45  |

|                       |  |  |   |      |
|-----------------------|--|--|---|------|
| Add Honeywell Code ID |  |  |   | 5C80 |
| Add AIM Code ID       |  |  |   | 5C81 |
| Add Backslash         |  |  |   | 5C5C |
| Batch mode quantity   |  |  | 5 | 35   |

## 2D Symbologies

| Symbology                            | AIM |                        | Honeywell |     |
|--------------------------------------|-----|------------------------|-----------|-----|
|                                      | ID  | Possible modifiers (m) | ID        | Hex |
| <i>All Symbologies</i>               |     |                        |           | 99  |
| Aztec Code                           | ]zm | 0-9, A-C               | z         | 7A  |
| Chinese Sensible Code (Han Xin Code) | ]X0 |                        | H         | 48  |
| Codablock A                          | ]O6 | 0, 1, 4, 5, 6          | V         | 56  |
| Codablock F                          | ]Om | 0, 1, 4, 5, 6          | q         | 71  |
| Code 49                              | ]Tm | 0, 1, 2, 4             | l         | 6C  |
| Data Matrix                          | ]dm | 0-6                    | w         | 77  |
| GS1                                  | ]em | 0-3                    | y         | 79  |
| GS1 Composite                        | ]em | 0-3                    | y         | 79  |
| GS1 DataBar Omnidirectional          | ]em | 0-3                    | y         | 79  |
| MaxiCode                             | ]Um | 0-3                    | x         | 78  |
| PDF417                               | ]Lm | 0-2                    | r         | 72  |
| MicroPDF417                          | ]Lm | 0-5                    | R         | 52  |
| QR Code                              | ]Qm | 0-6                    | s         | 73  |
| Micro QR Code                        | ]Qm |                        | s         | 73  |

## Postal Symbologies

| Symbology              | AIM |                        | Honeywell |     |
|------------------------|-----|------------------------|-----------|-----|
|                        | ID  | Possible modifiers (m) | ID        | Hex |
| <i>All Symbologies</i> |     |                        |           | 99  |
| Australian Post        | ]X0 |                        | A         | 41  |

# Preliminary draft\_1

| Symbology                 | AIM |                        | Honeywell |     |
|---------------------------|-----|------------------------|-----------|-----|
|                           | ID  | Possible modifiers (m) | ID        | Hex |
| British Post              | ]X0 |                        | B         | 42  |
| Canadian Post             | ]X0 |                        | C         | 43  |
| China Post                | ]X0 |                        | Q         | 51  |
| InfoMail                  | ]X0 |                        | ,         | 2c  |
| Intelligent Mail Bar Code | ]X0 |                        | M         | 4D  |
| Japanese Post             | ]X0 |                        | J         | 4A  |
| KIX (Netherlands) Post    | ]X0 |                        | K         | 4B  |
| Korea Post                | ]X0 |                        | ?         | 3F  |
| Planet Code               | ]X0 |                        | L         | 4C  |
| Postal-4i                 | ]X0 |                        | N         | 4E  |
| Postnet                   | ]X0 |                        | P         | 50  |

## ASCII Conversion Chart (Code Page 1252)

In keyboard applications, ASCII Control Characters can be represented in 3 different ways, as shown below. The CTRL+X function is OS and application dependent. The following table lists some commonly used Microsoft functionality. This table applies to U.S. style keyboards. Certain characters may differ depending on your Country Code/PC regional settings.

| Non-printable characters |     | ASCII control | Keyboard Control + ASCII (CTRL+X) Mode |  |                   |
|--------------------------|-----|---------------|--|--|-------------------|
| DEC                      | HEX | Char          | Control + X Mode Off (KBDCAS0)         | Windows Mode Control + X Mode On (KBDCAS2) |                   |
|                          |     |               |  | CTRL + X                                   | CTRL + X function |
| 0                        | 00  | NUL           | Reserved                               | CTRL+ @                                    |                   |
| 1                        | 01  | SOH           | NP Enter                               | CTRL+ A                                    | Select all        |
| 2                        | 02  | STX           | Caps Lock                              | CTRL+ B                                    | Bold              |
| 3                        | 03  | ETX           | ALT Make                               | CTRL+ C                                    | Copy              |
| 4                        | 04  | EOT           | ALT Break                              | CTRL+ D                                    | Bookmark          |
| 5                        | 05  | ENQ           | CTRL Make                              | CTRL+ E                                    | Center            |
| 6                        | 06  | ACK           | CTRL Break                             | CTRL+ F                                    | Find              |
| 7                        | 07  | BEL           | Enter / Ret                            | CTRL+ G                                    |                   |
| 8                        | 08  | BS            | (Apple Make)                           | CTRL+ H                                    | History           |
| 9                        | 09  | HT            | Tab                                    | CTRL+ I                                    | Italic            |
| 10                       | 0A  | LF            | (Apple Break)                          | CTRL+ J                                    | Justify           |
| 11                       | 0B  | VT            | Tab                                    | CTRL+ K                                    | hyperlink         |
| 12                       | 0C  | FF            | Delete                                 | CTRL+ L                                    | list, left align  |
| 13                       | 0D  | CR            | Enter / Ret                            | CTRL+ M                                    |                   |
| 14                       | 0E  | SO            | Insert                                 | CTRL+ N                                    | New               |
| 15                       | 0F  | SI            | ESC                                    | CTRL+ O                                    | Open              |
| 16                       | 10  | DLE           | F11                                    | CTRL+ P                                    | Print             |
| 17                       | 11  | DC1           | Home                                   | CTRL+ Q                                    | Quit              |
| 18                       | 12  | DC2           | PrtScn                                 | CTRL+ R                                    |                   |
| 19                       | 13  | DC3           | Backspace                              | CTRL+ S                                    | Save              |
| 20                       | 14  | DC4           | Back Tab                               | CTRL+ T                                    |                   |
| 21                       | 15  | NAK           | F12                                    | CTRL+ U                                    |                   |
| 22                       | 16  | SYN           | F1                                     | CTRL+ V                                    | Paste             |

# Preliminary draft\_1

| Non-printable characters |     | ASCII control |                                | Keyboard Control + ASCII (CTRL+X) Mode     |                   |  |
|--------------------------|-----|---------------|--------------------------------|--|-------------------|--|
| DEC                      | HEX | Char          |                                | Windows Mode Control + X Mode On (KBDCAS2) |                   |  |
|                          |     |               | Control + X Mode Off (KBDCAS0) | CTRL + X                                   | CTRL + X function |  |
| 23                       | 17  | ETB           | F2                             | CTRL+ W                                    |                   |  |
| 24                       | 18  | CAN           | F3                             | CTRL+ X                                    |                   |  |
| 25                       | 19  | EM            | F4                             | CTRL+ Y                                    |                   |  |
| 26                       | 1A  | SUB           | F5                             | CTRL+ Z                                    |                   |  |
| 27                       | 1B  | ESC           | F6                             | CTRL+ [                                    |                   |  |
| 28                       | 1C  | FS            | F7                             | CTRL+ \                                    |                   |  |
| 29                       | 1D  | GS            | F8                             | CTRL+ ]                                    |                   |  |
| 30                       | 1E  | RS            | F9                             | CTRL+ ^                                    |                   |  |
| 31                       | 1F  | US            | F10                            | CTRL+ -                                    |                   |  |
| 127                      | 7F  | ␣             | NP Enter                       |  |                   |  |

## Lower ASCII Reference Table

Note: Windows Code page 1252 and lower ASCII use the same characters.

| Printable Characters |     |           |     |     |           |     |     |           |
|----------------------|-----|-----------|-----|-----|-----------|-----|-----|-----------|
| DEC                  | HEX | Character | DEC | HEX | Character | DEC | HEX | Character |
| 32                   | 20  | <SPACE>   | 64  | 40  | @         | 96  | 60  | `         |
| 33                   | 21  | !         | 65  | 41  | A         | 97  | 61  | a         |
| 34                   | 22  | "         | 66  | 42  | B         | 98  | 62  | b         |
| 35                   | 23  | #         | 67  | 43  | C         | 99  | 63  | c         |
| 36                   | 24  | \$        | 68  | 44  | D         | 100 | 64  | d         |
| 37                   | 25  | %         | 69  | 45  | E         | 101 | 65  | e         |
| 38                   | 26  | &         | 70  | 46  | F         | 102 | 66  | f         |
| 39                   | 27  | '         | 71  | 47  | G         | 103 | 67  | g         |
| 40                   | 28  | (         | 72  | 48  | H         | 104 | 68  | h         |
| 41                   | 29  | )         | 73  | 49  | I         | 105 | 69  | i         |
| 42                   | 2A  | *         | 74  | 4A  | J         | 106 | 6A  | j         |
| 43                   | 2B  | +         | 75  | 4B  | K         | 107 | 6B  | k         |
| 44                   | 2C  | ,         | 76  | 4C  | L         | 108 | 6C  | l         |
| 45                   | 2D  | -         | 77  | 4D  | M         | 109 | 6D  | m         |
| 46                   | 2E  | .         | 78  | 4E  | N         | 110 | 6E  | n         |
| 47                   | 2F  | /         | 79  | 4F  | O         | 111 | 6F  | o         |
| 48                   | 30  | 0         | 80  | 50  | P         | 112 | 70  | p         |
| 49                   | 31  | 1         | 81  | 51  | Q         | 113 | 71  | q         |
| 50                   | 32  | 2         | 82  | 52  | R         | 114 | 72  | r         |
| 51                   | 33  | 3         | 83  | 53  | S         | 115 | 73  | s         |
| 52                   | 34  | 4         | 84  | 54  | T         | 116 | 74  | t         |
| 53                   | 35  | 5         | 85  | 55  | U         | 117 | 75  | u         |
| 54                   | 36  | 6         | 86  | 56  | V         | 118 | 76  | v         |
| 55                   | 37  | 7         | 87  | 57  | W         | 119 | 77  | w         |
| 56                   | 38  | 8         | 88  | 58  | X         | 120 | 78  | x         |
| 57                   | 39  | 9         | 89  | 59  | Y         | 121 | 79  | y         |
| 58                   | 3A  | :         | 90  | 5A  | Z         | 122 | 7A  | z         |
| 59                   | 3B  | ;         | 91  | 5B  | [         | 123 | 7B  | {         |
| 60                   | 3C  | <         | 92  | 5C  | \         | 124 | 7C  |           |
| 61                   | 3D  | =         | 93  | 5D  | ]         | 125 | 7D  | }         |
| 62                   | 3E  | >         | 94  | 5E  | ^         | 126 | 7E  | ~         |

# Preliminary draft\_1

| Printable Characters (Continued) |     |           |     |     |           |     |     |           |
|----------------------------------|-----|-----------|-----|-----|-----------|-----|-----|-----------|
| DEC                              | HEX | Character | DEC | HEX | Character | DEC | HEX | Character |
| 63                               | 3F  | ?         | 95  | 5F  | _         | 127 | 7F  | Δ         |

| Extended ASCII Characters |     |         |       |                               |               |
|---------------------------|-----|---------|-------|-------------------------------|---------------|
| DEC                       | HEX | CP 1252 | ASCII | Alternate Extended            | PS2 Scan Code |
| 128                       | 80  | €       | Ç     | up arrow ↑                    | 0x48          |
| 129                       | 81  |         | ü     | down arrow ↓                  | 0x50          |
| 130                       | 82  | ,       | é     | right arrow →                 | 0x4B          |
| 131                       | 83  | f       | â     | left arrow ←                  | 0x4D          |
| 132                       | 84  | „       | ä     | Insert                        | 0x52          |
| 133                       | 85  | …       | à     | Delete                        | 0x53          |
| 134                       | 86  | †       | á     | Home                          | 0x47          |
| 135                       | 87  | ‡       | ç     | End                           | 0x4F          |
| 136                       | 88  | ^       | ê     | Page Up                       | 0x49          |
| 137                       | 89  | ‰       | ë     | Page Down                     | 0x51          |
| 138                       | 8A  | Š       | è     | Right ALT                     | 0x38          |
| 139                       | 8B  | ‹       | ï     | Right CTRL                    | 0x1D          |
| 140                       | 8C  | Œ       | î     | Reserved                      | n/a           |
| 141                       | 8D  |         | ì     | Reserved                      | n/a           |
| 142                       | 8E  | Ž       | Ä     | Numeric Keypad Enter          | 0x1C          |
| 143                       | 8F  |         | Å     | Numeric Keypad /              | 0x35          |
| 144                       | 90  |         | É     | F1                            | 0x3B          |
| 145                       | 91  | ‘       | æ     | F2                            | 0x3C          |
| 146                       | 92  | ’       | Æ     | F3                            | 0x3D          |
| 147                       | 93  | “       | ô     | F4                            | 0x3E          |
| 148                       | 94  | ”       | ö     | F5                            | 0x3F          |
| 149                       | 95  | •       | ò     | F6                            | 0x40          |
| 150                       | 96  | —       | û     | F7                            | 0x41          |
| 151                       | 97  | —       | ù     | F8                            | 0x42          |
| 152                       | 98  | ~       | ÿ     | F9                            | 0x43          |
| 153                       | 99  | ™       | Ö     | F10                           | 0x44          |
| 154                       | 9A  | š       | Ü     | F11                           | 0x57          |
| 155                       | 9B  | ›       | ø     | F12                           | 0x58          |
| 156                       | 9C  | œ       | £     | Numeric Keypad +              | 0x4E          |
| 157                       | 9D  |         | ¥     | Numeric Keypad -              | 0x4A          |
| 158                       | 9E  | ž       | Ps    | Numeric Keypad *              | 0x37          |
| 159                       | 9F  | ÿ       | f     | Caps Lock                     | 0x3A          |
| 160                       | A0  |         | á     | Num Lock                      | 0x45          |
| 161                       | A1  | ı       | í     | Left Alt                      | 0x38          |
| 162                       | A2  | ç       | ó     | Left Ctrl                     | 0x1D          |
| 163                       | A3  | £       | ú     | Left Shift                    | 0x2A          |
| 164                       | A4  | ¤       | ñ     | Right Shift                   | 0x36          |
| 165                       | A5  | ¥       | Ñ     | Print Screen                  | n/a           |
| 166                       | A6  | ı       | ª     | Tab                           | 0x0F          |
| 167                       | A7  | §       | º     | Shift Tab                     | 0x8F          |
| 168                       | A8  | ¨       | ¿     | Enter                         | 0x1C          |
| 169                       | A9  | ©       | ƒ     | Esc                           | 0x01          |
| 170                       | AA  | ª       | ¬     | Alt Make                      | 0x36          |
| 171                       | AB  | «       | ½     | Alt Break                     | 0xB6          |
| 172                       | AC  | ¬       | ¼     | Control Make                  | 0x1D          |
| 173                       | AD  |         | ı     | Control Break                 | 0x9D          |
| 174                       | AE  | ®       | «     | Alt Sequence with 1 Character | 0x36          |

# Preliminary draft\_1

| Extended ASCII Characters (Continued) |     |         |       |                                |               |
|---------------------------------------|-----|---------|-------|--------------------------------|---------------|
| DEC                                   | HEX | CP 1252 | ASCII | Alternate Extended             | PS2 Scan Code |
| 175                                   | AF  | —       | »     | Ctrl Sequence with 1 Character | 0x1D          |
| 176                                   | B0  | °       | ☐     |                                |               |
| 177                                   | B1  | ±       | ☐     |                                |               |
| 178                                   | B2  | ²       | ☐     |                                |               |
| 179                                   | B3  | ³       |       |                                |               |
| 180                                   | B4  | ´       |       |                                |               |
| 181                                   | B5  | µ       |       |                                |               |
| 182                                   | B6  | ¶       |       |                                |               |
| 183                                   | B7  | ·       |       |                                |               |
| 184                                   | B8  | ¸       |       |                                |               |
| 185                                   | B9  | ¹       |       |                                |               |
| 186                                   | BA  | º       |       |                                |               |
| 187                                   | BB  | »       |       |                                |               |
| 188                                   | BC  | ¼       |       |                                |               |
| 189                                   | BD  | ½       |       |                                |               |
| 190                                   | BE  | ¾       |       |                                |               |
| 191                                   | BF  | ¿       |       |                                |               |
| 192                                   | C0  | À       |       |                                |               |
| 193                                   | C1  | Á       |       |                                |               |
| 194                                   | C2  | Â       |       |                                |               |
| 195                                   | C3  | Ã       |       |                                |               |
| 196                                   | C4  | Ä       |       |                                |               |
| 197                                   | C5  | Å       |       |                                |               |
| 198                                   | C6  | Æ       |       |                                |               |
| 199                                   | C7  | Ç       |       |                                |               |
| 200                                   | C8  | È       |       |                                |               |
| 201                                   | C9  | É       |       |                                |               |
| 202                                   | CA  | Ê       |       |                                |               |
| 203                                   | CB  | Ë       |       |                                |               |
| 204                                   | CC  | Ì       |       |                                |               |
| 205                                   | CD  | Í       |       |                                |               |
| 206                                   | CE  | Î       |       |                                |               |
| 207                                   | CF  | Ï       |       |                                |               |
| 208                                   | D0  | Ð       |       |                                |               |
| 209                                   | D1  | Ñ       |       |                                |               |
| 210                                   | D2  | Ò       |       |                                |               |
| 211                                   | D3  | Ó       |       |                                |               |
| 212                                   | D4  | Ô       |       |                                |               |
| 213                                   | D5  | Õ       |       |                                |               |
| 214                                   | D6  | Ö       |       |                                |               |
| 215                                   | D7  | ×       |       |                                |               |
| 216                                   | D8  | Ø       |       |                                |               |
| 217                                   | D9  | Ù       |       |                                |               |
| 218                                   | DA  | Ú       |       |                                |               |
| 219                                   | DB  | Û       | ■     |                                |               |
| 220                                   | DC  | Ü       | ■     |                                |               |
| 221                                   | DD  | Ý       | ■     |                                |               |
| 222                                   | DE  | Þ       | ■     |                                |               |
| 223                                   | DF  | ß       | ■     |                                |               |
| 224                                   | E0  | à       | α     |                                |               |
| 225                                   | E1  | á       | β     |                                |               |
| 226                                   | E2  | â       | Γ     |                                |               |



# Preliminary draft\_1

| Extended ASCII Characters (Continued) |     |         |       |                    |               |
|---------------------------------------|-----|---------|-------|--------------------|---------------|
| DEC                                   | HEX | CP 1252 | ASCII | Alternate Extended | PS2 Scan Code |
| 227                                   | E3  | ã       | π     |                    |               |
| 228                                   | E4  | ä       | Σ     |                    |               |
| 229                                   | E5  | å       | σ     |                    |               |
| 230                                   | E6  | æ       | μ     |                    |               |
| 231                                   | E7  | ç       | τ     |                    |               |
| 232                                   | E8  | è       | Φ     |                    |               |
| 233                                   | E9  | é       | Θ     |                    |               |
| 234                                   | EA  | ê       | Ω     |                    |               |
| 235                                   | EB  | ë       | δ     |                    |               |
| 236                                   | EC  | ì       | ∞     |                    |               |
| 237                                   | ED  | í       | φ     |                    |               |
| 238                                   | EE  | î       | ε     |                    |               |
| 239                                   | EF  | ï       | ∩     |                    |               |
| 240                                   | F0  | ð       | ≡     |                    |               |
| 241                                   | F1  | ñ       | ±     |                    |               |
| 242                                   | F2  | ò       | ≥     |                    |               |
| 243                                   | F3  | ó       | ≤     |                    |               |
| 244                                   | F4  | ô       | ∫     |                    |               |
| 245                                   | F5  | õ       | ∫     |                    |               |
| 246                                   | F6  | ö       | +     |                    |               |
| 247                                   | F7  | ÷       | ≈     |                    |               |
| 248                                   | F8  | ø       | °     |                    |               |
| 249                                   | F9  | ù       | ·     |                    |               |
| 250                                   | FA  | ú       | ·     |                    |               |
| 251                                   | FB  | û       | √     |                    |               |
| 252                                   | FC  | ü       | n     |                    |               |
| 253                                   | FD  | ý       | ²     |                    |               |
| 254                                   | FE  | þ       | ■     |                    |               |
| 255                                   | FF  | ÿ       |       |                    |               |

## ISO 2022/ISO 646 Character Replacements

Code pages define the mapping of character codes to characters. If the data received does not display with the proper characters, it may be because the bar code being scanned was created using a code page that is different from the one the host program is expecting. If this is the case, select the code page with which the bar codes were created. The data characters should then appear properly.

| Code Page Selection Method/Country   | Standard         | Keyboard Country | Honeywell Code Page Option |
|--|------------------|------------------|----------------------------|
| United States (standard ASCII)   | ISO/IEC 646-IRV  | n/a              | 1                          |
| Automatic National Character Replacement   | ISO/IEC 2022     | n/a              | 2 (default)                |
| Binary Code page   | n/a              | n/a              | 3                          |
| <i>Default "Automatic National Character replacement" will select the below Honeywell Code Page options for Code 128, Code 39 and Code 93.</i> |                  |                  |                            |
| United States  | ISO/IEC 646-06   | 0                | 1                          |
| Canada   | ISO /IEC 646-121 | 54               | 95                         |
| Canada   | ISO /IEC 646-122 | 18               | 96                         |
| Japan  | ISO/IEC 646-14   | 28               | 98                         |

# Preliminary draft\_1

---

| Code Page Selection Method/Country  | Standard         | Keyboard Country | Honeywell Code Page Option |
|-------------------------------------|------------------|------------------|----------------------------|
| China                               | ISO/IEC 646-57   | 92               | 99                         |
| Great Britain (UK)                  | ISO /IEC 646-04  | 7                | 87                         |
| France                              | ISO /IEC 646-69  | 3                | 83                         |
| Germany                             | ISO/IEC646-21    | 4                | 84                         |
| Switzerland                         | ISO /IEC 646-CH  | 6                | 86                         |
| Sweden / Finland (extended Annex C) | ISO/IEC 646-11   | 2                | 82                         |
| Ireland                             | ISO /IEC 646-207 | 73               | 97                         |
| Denmark                             | ISO/IEC 646-08   | 8                | 88                         |
| Norway                              | ISO/IEC 646-60   | 9                | 94                         |
| Italy                               | ISO/IEC 646-15   | 5                | 85                         |
| Portugal                            | ISO/IEC 646-16   | 13               | 92                         |
| Spain                               | ISO/IEC 646-17   | 10               | 90                         |
| Spain                               | ISO/IEC 646-85   | 51               | 91                         |

# Preliminary draft\_1

| Dec            |                         |                           | 35   | 36 | 64 | 91 | 92 | 93 | 94 | 96 | 123 | 124 | 125 | 126 |
|----------------|-------------------------|---------------------------|--|----|----|----|----|----|----|----|-----|-----|-----|-----|
| Hex            |                         |                           | 23   | 24 | 40 | 5B | 5C | 5D | 5E | 60 | 7B  | 7C  | 7D  | 7E  |
| US             | 0                       | 1                         | #  | \$ | @  | [  | \  | ]  | ^  | `  | {   |     | }   | ~   |
| CA             | 54                      | 95                        | #  | \$ | à  | â  | ç  | ê  | î  | ô  | é   | ù   | è   | û   |
| CA             | 18                      | 96                        | #  | \$ | à  | â  | ç  | ê  | É  | ô  | é   | ù   | è   | û   |
| JP             | 28                      | 98                        | #  | \$ | @  | [  | ¥  | ]  | ^  | `  | {   |     | }   | -   |
| CN             | 92                      | 99                        | #  | ¥  | @  | [  | \  | ]  | ^  | `  | {   |     | }   | -   |
| GB             | 7                       | 87                        | £  | \$ | @  | [  | \  | ]  | ^  | `  | {   |     | }   | ~   |
| FR             | 3                       | 83                        | £  | \$ | à  | °  | ç  | §  | ^  | μ  | é   | ù   | è   | ..  |
| DE             | 4                       | 84                        | #  | \$ | §  | Ä  | Ö  | Ü  | ^  | `  | ä   | ö   | ü   | ß   |
| CH             | 6                       | 86                        | ù  | \$ | à  | é  | ç  | ê  | î  | ô  | ä   | ö   | ü   | û   |
| SE/FI          | 2                       | 82                        | #  | ¤  | É  | Ä  | Ö  | Å  | Ü  | é  | ä   | ö   | å   | ü   |
| DK             | 8                       | 88                        | #  | \$ | @  | Æ  | Ø  | Å  | ^  | `  | æ   | ø   | å   | ~   |
| NO             | 9                       | 94                        | #  | \$ | @  | Æ  | Ø  | Å  | ^  | `  | æ   | ø   | å   | ..  |
| IE             | 73                      | 97                        | £  | \$ | Ó  | É  | Í  | Ú  | Á  | ó  | é   | í   | ú   | á   |
| IT             | 5                       | 85                        | £  | \$ | §  | °  | ç  | é  | ^  | ù  | à   | ò   | è   | ì   |
| PT             | 13                      | 92                        | #  | \$ | §  | Ã  | Ç  | Õ  | ^  | `  | ã   | ç   | õ   | °   |
| ES             | 10                      | 90                        | #  | \$ | §  | i  | Ñ  | ¿  | ^  | `  | °   | ñ   | ç   | ~   |
| ES             | 51                      | 91                        | #  | \$ | ·  | i  | Ñ  | Ç  | ¿  | `  | ´   | ñ   | ç   | ..  |
| <b>COUNTRY</b> | <b>Country Keyboard</b> | <b>Honeywell CodePage</b> | <b>ISO / IEC 646 National Character Replacements</b> |    |    |    |    |    |    |    |     |     |     |     |

# Preliminary draft\_1

## Unicode Key Maps

|   |          |             |
|---|----------|-------------|
| 6E 70 71 72 73 74 75 76 77 78 79 7A 7B    | 7C 7D 7E |             |
| 01 02 03 04 05 06 07 08 09 0A 0B 0C 0D 0F | 4B 50 55 | 5A 5F 64 69 |
| 10 11 12 13 14 15 16 17 18 19 1A 1B 1C 1D | 4C 51 56 | 5B 60 65 6A |
| 1E 1F 20 21 22 23 24 25 26 27 28 29 2B    |          | 5C 61 66    |
| 2C 2E 2F 30 31 32 33 34 35 36 37 39       | 53       | 5D 62 67    |
| 3A 3B 3C 3D 3E 3F 38 40                   | 4F 54 59 | 63 68 6C    |


104 Key U.S. Style Keyboard

|   |          |             |
|---|----------|-------------|
| 6E 70 71 72 73 74 75 76 77 78 79 7A 7B    | 7C 7D 7E |             |
| 01 02 03 04 05 06 07 08 09 0A 0B 0C 0D 0F | 4B 50 55 | 5A 5F 64 69 |
| 10 11 12 13 14 15 16 17 18 19 1A 1B 1C 2B | 4C 51 56 | 5B 60 65 6A |
| 1E 1F 20 21 22 23 24 25 26 27 28 29 2A    |          | 5C 61 66    |
| 2C 2D 2E 2F 30 31 32 33 34 35 36 37 39    | 53       | 5D 62 67    |
| 3A 3B 3C 3D 3E 3F 38 40                   | 4F 54 59 | 63 68 6C    |

105 Key European Style Keyboard

## Sample Symbols

**UPC-A**



0 123456 7890

**Interleaved 2 of 5**




1234567890

**EAN-13**




9 780330 290951

**Code 128**




Code 128

**Code 39**



BC321

**Codabar**




A13579B

**Code 93**



123456-9\$

**Code 2 of 5**



123456

**Matrix 2 of 5**



6543210

**RSS-14**



(01)00123456789012

---

## Sample Symbols

PDF417



*Car Registration*

Code 49



*1234567890*

Postnet



*Zip Code*

Data Matrix



*Test Symbol*

QR Code




*Numbers*

Aztec



*Package Label*

MaxiCode



*Test Message*

Micro PDF417



*Test Message*

## *Programming Chart*



# Preliminary draft\_1

---

---



## *Programming Chart*



















































*Note: If you make an error while scanning the letters or digits (before scanning Save), scan Discard, scan the correct letters or digits, and **Save** again.*


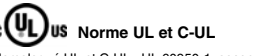


**Honeywell Scanning & Mobility**


9680 Old Bailes Road  
Fort Mill, SC 29707

[www.honeywellaidc.com](http://www.honeywellaidc.com)

# Preliminary draft\_1

|   |  |  |   |   |   |  |   |
|---|--|--|---|---|---|--|---|
| <p><b>FCC Part 15 Statement</b><br/> This device complies with part 15 of the FCC Rules. Operation is subject to the following two conditions:<br/> 1. This device may not cause harmful interference.<br/> 2. This device must accept any interference received, including interference that may cause undesired operation.<br/> Caution: Any changes or modifications made to this equipment not expressly approved by Honeywell may void the FCC authorization to operate this equipment.</p>  |  |  |   |   |   |  |   |
| <p><b>FCC Interference Statement</b><br/> This equipment has been tested and found to comply with the limits for a Class B digital device, pursuant to Part 15 of the FCC Rules. These limits are designed to provide reasonable protection against harmful interference in a residential installation. This equipment generates, uses and can radiate radio frequency energy and, if not installed and used in accordance with the instructions, may cause harmful interference to radio communications. However, there is no guarantee that interference will not occur in a particular installation. If this equipment does cause harmful interference to radio or television reception, which can be determined by turning the equipment off and on, the user is encouraged to try to correct the interference by one or more of the following measures:<br/> • Reorient or relocate the receiving antenna.<br/> • Increase the separation between the equipment and receiver.<br/> • Connect the equipment into an outlet on a circuit different from that to which the receiver is connected.<br/> • Consult the dealer or an experienced radio/TV technician for help.</p> |  |  |   |   |   |  |   |
| <p><b>RF Exposure</b><br/> The equipment complies with FCC RF exposure limits set forth for an uncontrolled environment. The equipment must not be co-located or operating in conjunction with any other antenna or transmitter.</p>  |  |  |   |   |   |  |   |
| <p><b>Canadian Compliance</b><br/> This ISM device complies with Canadian RSS-210. Operation is subject to the following conditions:<br/> 1. This device may not cause harmful interference.<br/> 2. This device must accept any interference received, including interference that may cause undesired operation.</p>  |  |  |   | <p><b>Conformité à la réglementation canadienne</b><br/> Cet appareil ISM est conforme à la norme CNR-210 du Canada. Son fonctionnement est assujéti aux conditions suivantes :<br/> 1. Cet appareil ne doit pas causer de brouillage préjudiciable.<br/> 2. Cet appareil doit pouvoir accepter tout brouillage reçu, y compris le brouillage pouvant causer un fonctionnement indésirable.</p>   |   |  |   |
| Use only shielded data cables with this system. This unit has been tested with cables less than 3 meters. Cables greater than 3 meters may not meet class B performance.  | Utiliser uniquement des câbles de données blindés avec ce système. L'appareil a été testé avec des câbles de moins de 3 mètres. Les câbles de longueur supérieure à 3 mètres peuvent ne pas satisfaire à la performance de la classe B.  | Utiliser uniquement des câbles de données blindés avec ce système. Ce dispositif a été testé avec des câbles de moins de 3 mètres. Il est possible que les câbles de plus de 3 mètres ne permettent pas d'atteindre des performances de classe B.  | Utilizzare solo cavi dati schermati con questo sistema. Questa unità è stata testata con cavi di lunghezza inferiore a 3 metri. I cavi di lunghezza superiore a 3 metri potrebbero non essere conformi alle prestazioni di classe B.  | Für dieses System nur abgeschirmte Datenkabel verwenden. Dieses System wurde mit Kabeln unter 3 Metern Länge geprüft. Kabel mit einer Länge von über 3 Metern erfüllen möglicherweise nicht die Richtlinien der Klasse B.   | Utilice sólo cables de datos blindados con este sistema. Esta unidad se ha probado con cables de longitud inferior a 3 metros. Cables superiores a 3 metros quizá no satisfagan los requisitos de rendimiento de la clase B.  | Use únicamente cables protegidos para datos con este sistema. Esta unidad ha sido evaluada con cables de menos de 3 metros. Es posible que los cables de más de 3 metros no cumplan con el desempeño de clase B.   | Use somente cabos de dados blindados com este sistema. Esta unidade foi testada com cabos com menos de 3 metros. Cabos com mais de 3 metros não atendem o desempenho de classe B.   |
| 此系統僅能使用屏蔽數據電纜。此設備是以短於 3 公尺的電纜進行的測試。長度超過 3 公尺的電纜可能無法滿足 B 級性能。  | 此系統只能使用屏蔽的資料傳輸線。此裝置是使用不到 3 公尺長的電纜進行測試。超過 3 公尺長的電纜可能無法達到 B 級裝置效能。   | このシステムにはシールド付きデータケーブルのみを使用してください。この装置は長さ 3 m 以下のケーブルでテストされています。3 m 以上のケーブルはクラス B の性能を満たさない場合があります。   | 이 시스템에는 차폐된 데이터 케이블만 사용하십시오. 본 장치는 3 미터 이하의 케이블로 테스트를 받았습니 다. 3 미터를 초과하는 케이블을 사용하면 Class B 성능을 만족시키지 못할 수 있습니다.   | Используйте с этой системой только экранированные кабели передачи данных. Это устройство прошло испытания с использованием кабелей длиной менее 3 метров. Рабочие характеристики кабелей длиной свыше 3 м могут не соответствовать классу B.  | במערכת זו, יש להשתמש בכבלים נתונים מסוימים בלבד. מכשיר זה נבדק עם כבלים באורך של פחות מ-3 מטרים. ייתכן שכבלים שאורכם עלול לעוד 3 מטר לא יתאימו לקבלת הרדיו או טלוויזיה. אין אחריות על ביצועים של מכשירים מסוג B.  | استخدم فقط كابلات البيانات مع هذا النظام. تم اختبار هذه الوحدة بواسطة كابلات يقل طولها عن 3 أمتار. قد لا تتطابق الكابلات التي يزيد طولها عن 3 أمتار مع أداء الفئة B.   | استخدم فقط كابلات البيانات مع هذا النظام. تم اختبار هذه الوحدة بواسطة كابلات يقل طولها عن 3 أمتار. قد لا تتطابق الكابلات التي يزيد طولها عن 3 أمتار مع أداء الفئة B.  |
|  The CE marking indicates compliance with the following directives:<br>• 1995/5/EC R&TTE<br>• 2011/65/EU RoHS (Recast)  |  Le marquage CE indique la conformité avec les directives suivantes :<br>• 1995/5/CE R & TTE<br>• 2011/65/UE – RoHS (Refonction)  |  Le marquage CE indique la conformité aux directives suivantes :<br>• 1995/5/CE R & TTE<br>• 2011/65/UE RoHS (refonction)   |  La marcatura CE indica conformità alle seguenti direttive:<br>• Direttiva R&TTE 1995/5/CE<br>• Direttiva RoHS 2011/65/UE (rifusione)  |  Die CE-Kennzeichnung signalisiert die Konformität mit folgenden Richtlinien:<br>• 1995/5/EG R&TTE<br>• 2011/65/EU RoHS (Recast)   |  La marca CE indica el cumplimiento de las siguientes normativas:<br>• 1995/5/EC R&TTE<br>• 2011/65/EU RoHS (Refundición)  |  La indicación CE indica el cumplimiento con las siguientes directivas:<br>• 1995/5/EC R&TTE<br>• 2011/65/EU RoHS (Reformulada)   |  A marca CE indica conformidade com as seguintes diretivas:<br>• 1995/5/EC R&TTE<br>• 2011/65/EU RoHS (Reformulação)   |
| In addition, complies to 2006/95/EC Low Voltage Directive, when shipped with recommended power supply. European contact:<br>Hand Held Products Europe B.V.<br>Nijverheidsweg 9-13<br>5627 BT Eindhoven<br>The Netherlands<br>Honeywell shall not be liable for use of our product with equipment (i.e., power supplies, personal computers, etc.) that is not CE marked and does not comply with the Low Voltage Directive.   | De plus, ce produit est conforme à la directive européenne 2006/95/CE relative aux basses tensions lorsqu'il est expédié avec le bloc d'alimentation recommandé. Personne-ressource en Europe :<br>Hand Held Products Europe B.V.<br>Nijverheidsweg 9-13<br>5627 BT Eindhoven<br>Les Pays-Bas<br>Honeywell ne sera pas tenu responsable de l'utilisation de ses produits avec de l'équipement (c'est-à-dire, blocs d'alimentation, ordinateurs personnels, etc.) qui ne portent pas la marque CE et n'est pas conforme à la Directive sur les basses tensions. | De plus, indique la conformité à la directive 2006/95/CE Basse tension, lorsque le dispositif est livré avec l'alimentation électrique recommandée. Contact en Europe :<br>Hand Held Products Europe B.V.<br>Nijverheidsweg 9-13<br>5627 BT Eindhoven<br>Pays-Bas<br>Honeywell ne saurait aucunement être tenu responsable en cas d'utilisation de ce produit avec des équipements (dispositifs d'alimentation, ordinateurs personnels, etc.) qui ne portent pas la marque CE et ne sont pas conformes à la directive basse tension. | È inoltre conforme ai sensi della Direttiva bassa tensione 2006/95/CE, se spedito con l'alimentatore consigliato. Contatto in Europa:<br>Hand Held Products Europe B.V.<br>Nijverheidsweg 9-13<br>5627 BT Eindhoven<br>Paesi Bassi<br>Honeywell non sarà ritenuta responsabile per l'uso del prodotto con apparecchiature (ovvero alimentatori, computer, ecc.) senza il marchio CE e che non siano conformi alla Direttiva bassa tensione. | Weiterhin entspricht dieses Produkt der Niederspannungsrichtlinie 2006/95/EG, wenn es mit dem empfohlenen Netzteil geliefert wird. Ansprechpartner Europa:<br>Hand Held Products Europe B.V.<br>Nijverheidsweg 9-13<br>5627 BT Eindhoven<br>Niederlande<br>Honeywell haftet nicht für den Einsatz des Produkts mit Geräten (z. B. Netzteilen, Personalcomputern usw.), die kein CE-Zeichen tragen und die Anforderungen der Niederspannungsrichtlinie nicht erfüllen.   | Asimismo, cumple la normativa de bajo voltaje 2006/95/EC cuando se envía con la fuente de alimentación recomendada. Contacto europeo:<br>Hand Held Products Europe B.V.<br>Nijverheidsweg 9-13<br>5627 BT Eindhoven<br>Países Bajos<br>Honeywell no asumirá responsabilidad por el uso de sus productos con equipos (p. ej., fuentes de alimentación, computadores personales, etc.) que no presenten la marca CE y no cumplan con la Directiva sobre baja tensión. | Además, cumple con la directiva de bajo voltaje 2006/95/EC cuando se envía con la fuente de poder recomendada. Contacto europeo:<br>Hand Held Products Europe B.V.<br>Nijverheidsweg 9-13<br>5627 BT Eindhoven<br>Países Bajos<br>Honeywell no asumirá responsabilidad por el uso de sus productos con equipos (p. ej., fuentes de alimentación, computadores personales, etc.) que no presenten la marca CE y no cumplan con la Directiva sobre baja tensión. | Além disso, o produto está em conformidade com a Diretiva para baixa tensão 2006/95/EC, quando fornecido com a fonte de alimentação recomendada. Contato na Europa:<br>Hand Held Products Europe B.V.<br>Nijverheidsweg 9-13<br>5627 BT Eindhoven<br>Holanda<br>A Honeywell não poderá ser responsabilizada pelo uso do produto com equipamentos (por exemplo, fonte de energia, computadores pessoais, etc.) que não apresentem a marca CE e não sejam compatíveis com a Diretiva de baixa tensão. |
|  CE 标记表示符合以下指令：<br>• 1995/5/EC R&TTE<br>• 2011/65/EU RoHS (新版)  |  CE 標記表示符合下列指令：<br>• 1995/5/EC R&TTE<br>• 2011/65/EU RoHS (重訂)  |  CE マークは、本装置が次の指令に準拠していることを示します。<br>• 1995/5/EC R&TTE<br>• 2011/65/EU RoHS (改正)   |  CE 마크는 다음 지침을 준수함을 나타냅니다.<br>• 1995/5/EC R&TTE<br>• 2011/65/EU RoHS (Recast)  |  Маркировка CE означает соответствие требованиям директив:<br>• 1995/5/EC R&TTE<br>• 2011/65/EU RoHS (исправленная)  |  تشير علامة CE إلى الالتزام بالتوجيهات التالية:<br>• 1995/5/EC R&TTE<br>• 2011/65/EU RoHS (معدلة)  |  تشير علامة CE إلى الالتزام بالتوجيهات التالية:<br>• 1995/5/EC R&TTE<br>• 2011/65/EU RoHS (معدلة)   |  تشير علامة CE إلى الالتزام بالتوجيهات التالية:<br>• 1995/5/EC R&TTE<br>• 2011/65/EU RoHS (معدلة)  |
| 此外，在随附建议的电源时，设备还符合 2006/95/EC 低电压指令的要求。欧洲联系信息：<br>Hand Held Products Europe B.V.<br>Nijverheidsweg 9-13<br>5627 BT Eindhoven<br>The Netherlands<br>如果通过没有 CE 标记且不符合低电压指令的设备（如，电源，个人计算机等）使用我们的产品，Honeywell 不负任何责任。   | 此外，出廠時如附帶建議的電源，亦符合 2006/95/EC 低電壓指令。歐洲聯絡資訊：<br>Hand Held Products Europe B.V.<br>Nijverheidsweg 9-13<br>5627 BT Eindhoven<br>The Netherlands<br>若將未標示 CE 及不符合低電壓指令的設備（即電源供應器、個人電腦等等）與我們的產品搭配使用，Honeywell 概不負責。   | また、推奨電源付きで出荷されている場合は、2006/95/EC Low Voltage Directive に準拠しています。欧州でのお問い合わせ先：<br>Hand Held Products Europe B.V.<br>Nijverheidsweg 9-13<br>5627 BT Eindhoven<br>The Netherlands<br>CE マークがなく、Low Voltage Directive に適合しない機器（電源装置、パーソナル・コンピュータなど）とともに当該製品を使用した場合、Honeywell は一切の責任を負いません。   | 또한, 권장 전원 공급 장치와 함께 배송된 경우에는 2006/95/EC Low Voltage Directive (지정할 지침) 를 준수합니다. 유럽 연락처:<br>Hand Held Products Europe B.V.<br>Nijverheidsweg 9-13<br>5627 BT Eindhoven<br>The Netherlands<br>Honeywell is Low Voltage Directive 의 조항을 준수하지 않고 CE 기호를 부착하지 않은 장비 (예: 전원 공급 장치, PC 등) 와 함께 당사 제품을 사용하면 제품에 발생하는 어떠한 문제에도 책임을 지지 않습니다.  | Кроме того, соответствует требованиям директивы по низковольтному оборудованию 2006/95/EC при использовании рекомендованного источника питания. Контактное лицо в Европе:<br>Hand Held Products Europe B.V.<br>Nijverheidsweg 9-13<br>5627 BT Eindhoven<br>The Netherlands<br>Компания Honeywell не несет ответственность за использование нашего товара с оборудованием (например, источниками питания, персональными компьютерами) без маркировки CE, которое не соответствует Директиве по низкому напряжению. | بالإضافة إلى ذلك، يتم الالتزام بتوجيه العهد للتطبيق 2006/95/EC عند الشحن مع مصدر الطاقة الموصى به. جهة الاتصال الأوروبية:<br>Hand Held Products Europe B.V.<br>Nijverheidsweg 9-13<br>5627 BT Eindhoven<br>The Netherlands<br>لا تتحمل شركة Honeywell مسؤولية استخدام المنتج مع المعدات (مثل مصادر الطاقة، وأجهزة الكمبيوتر الشخصية، الخ) التي لا تحمل علامة CE ولا تلتزم بتوجيهات العهد للتطبيق.   | بالإضافة إلى ذلك، يتم الالتزام بتوجيه العهد للتطبيق 2006/95/EC عند الشحن مع مصدر الطاقة الموصى به. جهة الاتصال الأوروبية:<br>Hand Held Products Europe B.V.<br>Nijverheidsweg 9-13<br>5627 BT Eindhoven<br>The Netherlands<br>لا تتحمل شركة Honeywell مسؤولية استخدام المنتج مع المعدات (مثل مصادر الطاقة، وأجهزة الكمبيوتر الشخصية، الخ) التي لا تحمل علامة CE ولا تلتزم بتوجيهات العهد للتطبيق.  | بالإضافة إلى ذلك، يتم الالتزام بتوجيه العهد للتطبيق 2006/95/EC عند الشحن مع مصدر الطاقة الموصى به. جهة الاتصال الأوروبية:<br>Hand Held Products Europe B.V.<br>Nijverheidsweg 9-13<br>5627 BT Eindhoven<br>The Netherlands<br>لا تتحمل شركة Honeywell مسؤولية استخدام المنتج مع المعدات (مثل مصادر الطاقة، وأجهزة الكمبيوتر الشخصية، الخ) التي لا تحمل علامة CE ولا تلتزم بتوجيهات العهد للتطبيق.   |
|  Bluetooth® Class II  |  Bluetooth® Catégorie II  |  Bluetooth® Classe II   |  Bluetooth® Klasse II  |  Bluetooth® Class II   |  Bluetooth® Ⅱ类   |  Bluetooth® 第Ⅱ類   | Class II  Bluetooth®   |
|  CAUTION: Improper battery replacement or incompatible device usage may result in risk of burns, fire, explosion, or other hazard. Dispose of lithium-ion batteries according to local regulations.  |  ATTENTION : Un remplacement inadéquat de la batterie ou une utilisation incompatible de l'appareil peut présenter des risques de brûlures, d'incendie, d'explosion ou d'autres dangers. Jetez les piles en lithium-ion conformément aux réglementations locales.   |  MISE EN GARDE : Le remplacement incorrect de la pile ou l'usage d'un appareil non compatible peut représenter des risques de brûlures, d'incendie, d'explosion ou d'autres dangers. Éliminez les piles lithium-ion usagées conformément aux réglementations locales.   |  Attenzione. La sostituzione inadeguata delle batterie o un uso incompatibile del dispositivo possono causare rischi di ustioni, incendi, esplosioni o altri pericoli. Smaltire le batterie agli ioni di litio in conformità ai regolamenti locali.  |  VORSICHT. Ungeeignete Ersatz-Akkus oder nicht kompatible Geräternutzung kann zu Verbrennungen, Feuer, Explosion oder anderen Gefahren führen. Entsorgen Sie die Lithium-Ionen-Batterien gemäß den lokalen Richtlinien.  |  PRECAUCIÓN: El reemplazo inadecuado de la batería o el uso de un dispositivo incompatible pueden dar como resultado quemaduras, un incendio, explosión u otros riesgos. Descarte todas las baterías de litio según las regulaciones locales.  |  PRECAUCIÓN: El reemplazo inadecuado de la batería o el uso de un dispositivo incompatible puede presentar riesgo de quemaduras, incendio, explosión, u otro tipo de riesgos. Descarte las baterías de iones de litio de acuerdo a las normativas locales.  |  CUIDADO: a substituição incorreta da bateria ou o uso de um dispositivo incompatível pode resultar em riscos de queimaduras, incêndio, explosão ou outros perigos. Descarte as baterias de íon de lítio de acordo com as regulamentações locais.  |
|  注意：電池更換不當或者用于不兼容的设备可能导致灼伤、起火、爆炸或其他危险。请按照当地规定处理锂电池。  |  注意：不適當的電池更換或者與不相容的裝置搭配使用，可能導致灼傷、火災、爆炸或其他危險。請依照當地法規處理電池。  |  注意：誤った電池交換または不適当な装置の組み合わせ使用により、やけど、発火、爆発などの危険をおおききおこす可能性があります。リチウムイオン電池の廃棄については、地域の規則に従ってください。   |  주의: 배터리를 부적절하게 교체하거나 호환되지 않는 장치를 사용하면 화재, 폭발, 화재 위험이 발생할 수 있습니다. 지역 규정에 따라 리튬 이온 배터리를 처분하십시오.   |  ВНИМАНИЕ: В случае неправильной замены аккумулятора или использования несовместимого устройства существует опасность ожога, пожара, взрыва, а также других несчастных случаев. Утилизация литий-ионных аккумуляторов должна производиться в соответствии с местными нормативами.  |  注意：電池更換不當或者用于不兼容的设备可能导致灼伤、起火、爆炸或其他危险。请按照当地规定处理锂电池。  |  注意：不適當的電池更換或者與不相容的裝置搭配使用，可能導致灼傷、火災、爆炸或其他危險。請依照當地法規處理電池。  |  注意：誤った電池交換または不適当な装置の組み合わせ使用により、やけど、発火、爆発などの危険をおおききおこす可能性があります。リチウムイオン電池の廃棄については、地域の規則に従ってください。  |
|  注意：電池更換不當或者用于不兼容的设备可能导致灼伤、起火、爆炸或其他危险。请按照当地规定处理锂电池。  |  注意：不適當的電池更換或者與不相容的裝置搭配使用，可能導致灼傷、火災、爆炸或其他危險。請依照當地法規處理電池。  |  注意：誤った電池交換または不適当な装置の組み合わせ使用により、やけど、発火、爆発などの危険をおおききおこす可能性があります。リチウムイオン電池の廃棄については、地域の規則に従ってください。   |  주의: 배터리를 부적절하게 교체하거나 호환되지 않는 장치를 사용하면 화재, 폭발, 화재 위험이 발생할 수 있습니다. 지역 규정에 따라 리튬 이온 배터리를 처분하십시오.   |  ВНИМАНИЕ: В случае неправильной замены аккумулятора или использования несовместимого устройства существует опасность ожога, пожара, взрыва, а также других несчастных случаев. Утилизация литий-ионных аккумуляторов должна производиться в соответствии с местными нормативами.  |  注意：電池更換不當或者用于不兼容的设备可能导致灼伤、起火、爆炸或其他危险。请按照当地规定处理锂电池。  |  注意：不適當的電池更換或者與不相容的裝置搭配使用，可能導致灼傷、火災、爆炸或其他危險。請依照當地法規處理電池。  |  注意：誤った電池交換または不適当な装置の組み合わせ使用により、やけど、発火、爆発などの危険をおおききおこす可能性があります。リチウムイオン電池の廃棄については、地域の規則に従ってください。  |
| <b>LED Safety Statement</b><br>LEDs have been tested and classified as "EXEMPT RISK GROUP" to the standard: IEC 62471:2006.   | <b>Norme de sécurité sur les DEL</b><br>Les DEL ont été testées et classées en tant que « GROUPE DE RISQUE EXEMPT » par rapport à la norme : IEC 62471:2006.   | <b>Norme de sécurité DEL</b><br>Les DEL ont été testées et classées « GROUPE SANS RISQUE » selon la norme : CEI 62471:2006.  | <b>Disposizione di sicurezza LED</b><br>I LED sono stati testati e classificati come "GRUPPO ESENTE DA RISCHI" rispetto allo standard: IEC 62471:2006.  | <b>Hinweis zur Lasersicherheit</b><br>Die LEDs wurden geprüft unter gemäß der Norm IEC 62471:2006 unter „EXEMPT RISK GROUP“ eingestuft.   | <b>Declaración de seguridad del LED</b><br>Los LED se han probado y clasificado como "GRUPO EXENTO DE RIESGOS" según la normativa: IEC 62471:2006.  | <b>Declaración de seguridad del LED</b><br>Las LED han sido evaluadas y clasificadas como "GRUPO LIBRE DE RIESGOS" según la norma: IEC 62471:2006.   | <b>Declaração de segurança do LED</b><br>Os LEDs foram testados e classificados como "GRUPO DE RISCO ISENTO" conforme a norma: IEC 62471:2006.  |
| <b>LED 安全声明</b><br>LED 经测试属于 IEC 62471:2006 标准的「豁免风险组」(EXEMPT RISK GROUP)。  | <b>LED 安全聲明</b><br>LED 經測試被列為 IEC 62471:2006 標準的「豁免風險組」(EXEMPT RISK GROUP)。  | <b>LED の安全性について</b><br>LED は IEC 62471:2006 安全規格に対してテスト済みで、「EXEMPT RISK GROUP」(リスクグループ除外)に分類されています。  | <b>LED 안전 고지 사항</b><br>LED 는 표준 IEC 62471:2006 에 대해 테스트되어 「EXEMPT RISK GROUP」으로 분류되었습니다。  | <b>Заявление о безопасности светодиодов</b><br>Светодиоды прошли испытания и отнесены к «БЕЗРИСКОВОЙ ГРУППЕ» согласно стандарту МЭК 62471:2006.   | <b>הצהרת בטחיות - מרות LED</b><br>מרות ה-LED נבדקו וסווגו "סגולות סיכון" בהתאם לתקן IEC 62471:2006.   | <b>بيان سلامة LED</b><br>تم اختبار مصابيح LED وتصنيفها كـ"مجموعة الخفض من الخطر" وفقاً للمعيار IEC 62471:2006.   | <b>برامات الاخراج</b><br>معلومات على مجموعات برامات الاخراج / يرجى الرجوع إلى <a href="http://www.hsmpats.com">www.hsmpats.com</a> .  |
| <b>CB Scheme</b><br>Certified to CB Scheme IEC 60950-1, Second Edition.   | <b>Plan OC (organismes de certification)</b><br>Certifié CB CEI 60950-1, deuxième édition.   | <b>Schéma OC</b><br>Certifié selon la norme CEI 60950-1 seconde édition (schéma OC).   | <b>Schema CB</b><br>Certificato in base allo Schema CB IEC 60950-1, seconda edizione.   | <b>CB-Zertifizierung</b><br>CB-zertifiziert gemäß IEC 60950, Second Edition.  | <b>Esquema CB</b><br>Se ha certificado que cumple el esquema CB IEC 60950-1, segunda edición.   | <b>Esquema CB</b><br>Se ha certificado que cumple con el esquema CB IEC 60950-1, segunda edición.  | <b>Esquema CB</b><br>Certificação CB Scheme IEC 60950-1, Segunda edição.  |
| <b>CB 方案</b><br>已通过 CB 方案 IEC 60950-1 第二版的认证。   | <b>CB Scheme</b><br>經過認證符合 CB Scheme IEC 60950-1 標準第二版。  | <b>CB Scheme</b><br>CB Scheme IEC 60950-1, Second Edition に認定されています。   | <b>CB Scheme</b><br>CB Scheme IEC 60950-1, Second Edition 인증을 받았습니 다.   | <b>Схема CB</b><br>Сертификация согласно схеме CB МЭК 60950-1, издание второе.  | <b>CB Scheme</b><br>Certificado según el esquema IEC 60950-1, segunda edición.  | <b>CB Scheme</b><br>Certificado según el esquema IEC 60950-1, segunda edición.   | <b>CB Scheme</b><br>Certificação segundo o esquema IEC 60950-1, segunda edição.   |
| <b>Patents</b><br>For patent information, please refer to <a href="http://www.hsmpats.com">www.hsmpats.com</a> .  | <b>Brevets</b><br>Pour plus d'informations sur les brevets, visitez le site <a href="http://www.hsmpats.com">www.hsmpats.com</a> pour obtenir des renseignements concernant les brevets.   | <b>Brevets</b><br>Pour plus d'informations sur les brevets, visitez la page <a href="http://www.hsmpats.com">www.hsmpats.com</a> .   | <b>Brevetti</b><br>Per i dettagli sui brevetti, fare riferimento al sito Web <a href="http://www.hsmpats.com">www.hsmpats.com</a> .   | <b>Patente</b><br>Patentinformationen sind unter <a href="http://www.hsmpats.com">www.hsmpats.com</a> erhältlich.   | <b>Patentes</b><br>Para obtener información sobre las patentes, visite <a href="http://www.hsmpats.com">www.hsmpats.com</a> .   | <b>Patentes</b><br>Para obtener información sobre patentes, consulte <a href="http://www.hsmpats.com">www.hsmpats.com</a> .  | <b>Patentes</b><br>Para obter informações sobre patente, consulte <a href="http://www.hsmpats.com">www.hsmpats.com</a> .  |
| <b>专利</b><br>有关专利信息，请参阅 <a href="http://www.hsmpats.com">www.hsmpats.com</a> 。  | <b>專利</b><br>有關專利資訊請參閱 <a href="http://www.hsmpats.com">www.hsmpats.com</a> 中的說明。  | <b>特許</b><br>特許情報については、 <a href="http://www.hsmpats.com">www.hsmpats.com</a> を参照してください。  | <b>특허</b><br>특허 정보는 <a href="http://www.hsmpats.com">www.hsmpats.com</a> 를 참조하십시오.  | <b>Патенты</b><br>Информация о патентах приведена на веб-странице <a href="http://www.hsmpats.com">www.hsmpats.com</a> .  | <b>פטנטים</b><br>מידע על פטנטים, עיין באתר האינטרנט <a href="http://www.hsmpats.com">www.hsmpats.com</a> .  | <b>פטנטים</b><br>מידע על פטנטים, עיין באתר האינטרנט <a href="http://www.hsmpats.com">www.hsmpats.com</a> .   | <b>برامات الاخراج</b><br>معلومات على مجموعات برامات الاخراج / يرجى الرجوع إلى <a href="http://www.hsmpats.com">www.hsmpats.com</a> .  |
| <b>Honeywell Scanning &amp; Mobility Product Environmental Information</b><br>Refer to <a href="http://www.honeywellaidc.com/environmental">www.honeywellaidc.com/environmental</a> for the RoHS / REACH / WEEE information.  | <b>Renseignements relatifs à l'environnement à propos des produits Honeywell de balayage et de mobilité</b><br>Reportez-vous à la page <a href="http://www.honeywellaidc.com/environmental">www.honeywellaidc.com/environmental</a> pour obtenir des renseignements concernant les directives RoHS/REACH/WEEE.   | <b>Informations environnementales sur les produits Honeywell Scanning &amp; Mobility</b><br>Reportez-vous au site <a href="http://www.honeywellaidc.com/environmental">www.honeywellaidc.com/environmental</a> pour obtenir les informations sur les directives RoHS/REACH/WEEE.   | <b>Informazioni ambientali relative al prodotto Honeywell Scanning &amp; Mobility</b><br>Consultare il sito web <a href="http://www.honeywellaidc.com/environmental">www.honeywellaidc.com/environmental</a> per informazioni su RoHS/REACH/RAEE.   | <b>Honeywell Scanning &amp; Mobility - Informationen zur Umweltverträglichkeit von Produkten</b><br>Unter <a href="http://www.honeywellaidc.com/environmental">www.honeywellaidc.com/environmental</a> finden Sie Informationen über RoHS/REACH/ WEEE.  | <b>Información ambiental del producto Honeywell Scanning &amp; Mobility</b><br>Consulte <a href="http://www.honeywellaidc.com/environmental">www.honeywellaidc.com/environmental</a> para obtener información sobre RoHS/REACH/ WEEE.   | <b>Información ambiental de producto Honeywell Scanning &amp; Mobility</b><br>Consulte la información RoHS/ REACH/WEEE en <a href="http://www.honeywellaidc.com/environmental">www.honeywellaidc.com/environmental</a> .   | <b>Informações ambientais sobre produtos da Honeywell Scanning &amp; Mobility</b><br>Consulte a página <a href="http://www.honeywellaidc.com/environmental">www.honeywellaidc.com/environmental</a> para obter informações sobre as normas RoHS/ REACH/WEEE.  |
| <b>Honeywell Scanning &amp; Mobility 产品环境信息</b><br>有关 RoHS / REACH / WEEE 信息，请参阅 <a href="http://www.honeywellaidc.com/environmental">www.honeywellaidc.com/environmental</a> 。   | <b>Honeywell Scanning &amp; Mobility 產品環境資訊</b><br>請參閱 <a href="http://www.honeywellaidc.com/environmental">www.honeywellaidc.com/environmental</a> 以瞭解 RoHS / REACH / WEEE 資訊。  | <b>Honeywell Scanning &amp; Mobility 製品の環境情報</b><br>RoHS / REACH / WEEE に関する情報については、 <a href="http://www.honeywellaidc.com/environmental">www.honeywellaidc.com/environmental</a> を参照してください。   | <b>Honeywell 스캐닝 및 모바일 제품 환경 정보</b><br>RoHS / REACH / WEEE 정보는 <a href="http://www.honeywellaidc.com/environmental">www.honeywellaidc.com/environmental</a> 에서 참조하십시오.  | <b>Экологическая информация о продукции Honeywell Scanning &amp; Mobility</b><br>Информация о соответствии требованиям RoHS / REACH / WEEE приведена на сайте <a href="http://www.honeywellaidc.com/environmental">www.honeywellaidc.com/environmental</a> .  | <b>المعلومات البيئية لمنتجات المسح Honeywell</b><br>والنقل المقدمة من شركة Honeywell الرجوع إلى <a href="http://www.honeywellaidc.com/environmental">www.honeywellaidc.com/environmental</a> للحصول على معلومات حول توجيهات RoHS / REACH / WEEE.  | <b>المعلومات البيئية لمنتجات المسح Honeywell</b><br>والنقل المقدمة من شركة Honeywell الرجوع إلى <a href="http://www.honeywellaidc.com/environmental">www.honeywellaidc.com/environmental</a> للحصول على معلومات حول توجيهات RoHS / REACH / WEEE.   | <b>برامات الاخراج</b><br>معلومات على مجموعات برامات الاخراج / يرجى الرجوع إلى <a href="http://www.hsmpats.com">www.hsmpats.com</a> .  |

|  |   |   |  |  |
|--|---|---|--|--|
|  <p><b>UL and C-UL Statement</b><br/>UL and C-UL listed: UL 60950-1, Second Edition and CSA C22.2 No.60950-1-07, Second Edition.</p> |  <p><b>Norme UL et C-UL</b><br/>Homologué UL et C-UL : UL 60950-1, seconde édition et CSA C22.2 No. 60950-1-07, seconde édition.</p> | <p>If the following label is attached to your product, the product meets Korean agency approval:</p>  <p>이 기기는 가정용 (B급) 전자파적합기기로서 주로 가정에서 사용하는 것을 목적으로 하며, 모든 지역에서 사용할 수 있습니다.</p> <p>This product is EMC B grade equipment, intended for residential use. This equipment can be used in any area.</p> |  <p>依據標準：低功率射頻電機技術規範：LP00002<br/>NCC standard: Low power frequency electric machineries technical standard: LP00002</p> <p>根據交通部低功率管理辦法規定：<br/>第十二條<br/>經型式認證合格之低功率射頻電機，非經許可，公司、商號或使用者均不得擅自變更頻率、加大功率或變更原設計之特性及功能。</p> <p>第十四條<br/>低功率射頻電機之使用不得影響飛航安全及干擾合法通信；經發現有干擾現象，並改善至無干擾時方得繼續使用。前項合法通信，指依電信規定作業之無線電通信。低功率射頻電機須忍受合法通信或工業、科學及醫療用電波輻射性電機設備之干擾。</p> |  |
|--|---|---|--|--|

|  |   |               |               |                   |                   |                     |
|--|---|---------------|---------------|-------------------|-------------------|---------------------|
|  <p>有毒有害物質名稱及含量的標識格式 (Names and Content of Hazardous Substances or Elements)</p> |   |               |               |                   |                   |                     |
| <p>部件名稱 (Parts Name)</p>   | <p>有毒有害物質或元素 (Toxic and Hazardous Substances or Elements)</p> |               |               |                   |                   |                     |
|  | <p>鉛 (Pb)</p>   | <p>汞 (Hg)</p> | <p>鎘 (Cd)</p> | <p>六價鉻 (Cr6+)</p> | <p>多溴聯苯 (PBB)</p> | <p>多溴二苯醚 (PBDE)</p> |
| <p>成像式二維條碼閱讀器 (2D Imager)</p>  | <p>x</p>  | <p>o</p>      | <p>o</p>      | <p>o</p>          | <p>o</p>          | <p>o</p>            |
| <p>印刷電路板 (PCB)</p>   | <p>x</p>  | <p>o</p>      | <p>o</p>      | <p>o</p>          | <p>o</p>          | <p>o</p>            |
| <p>外殼 (Housing)</p>  | <p>o</p>  | <p>o</p>      | <p>o</p>      | <p>o</p>          | <p>o</p>          | <p>o</p>            |
| <p>連線 (Cables)</p>   | <p>o</p>  | <p>o</p>      | <p>o</p>      | <p>o</p>          | <p>o</p>          | <p>o</p>            |
| <p>電池 (Battery)</p>  | <p>o</p>  | <p>o</p>      | <p>o</p>      | <p>o</p>          | <p>o</p>          | <p>o</p>            |

o: 表示該有毒有害物質在該部件所有均質材料中的含量均在 SJ/T11363-2006 標準規定的限量要求以下 (Indicates that this toxic or hazardous substance contained in all of the homogeneous materials for this part is below the limit requirement in China's SJ/T11363-2006.)  
x: 表示該有毒有害物質至少在該部件的某一均質材料中的含量超出 SJ/T11363-2006 標準規定的限量要求 (Indicates that this toxic or hazardous substance contained in at least one of the homogeneous materials for this part is above the limit requirement in China's SJ/T11363-2006.)

|  |   |   |  |   |
|--|---|---|--|---|
| <p>This document was prepared and executed in the English language. In the event this document is translated into another language and a conflict arises between the English version and a non-English version, the English version shall prevail, it being recognized and acknowledged that the English language version most clearly expresses the intent of the parties. Any notice or communication given in connection with this document must include a version in the English language.</p> | <p>Ce document a été préparé et exécuté dans la langue anglaise. Dans l'éventualité où le document serait traduit dans une autre langue et qu'un litige survienait entre la version en anglais et la version autre qu'en anglais, la version en anglais prévaudrait, étant confirmé et reconnu que la version en anglais exprime de façon plus précise l'intention des parties. Tout avis ou toute communication relatif à ce document doit inclure une version en anglais.</p> | <p>Ce document a été préparé et finalisé en anglais. Si ce document est traduit dans une autre langue et si un conflit survient entre la version en anglais et la version traduite, la version en anglais prévaudra tant il est reconnu et établi qu'elle exprime le plus clairement les intentions des parties. Tout avis ou communication produit en relation avec ce document doit comporter une version en anglais.</p>   | <p>Questo documento è stato preparato e redatto in lingua inglese. In caso di traduzione in altre lingue, nell'eventualità sorgano conflitti fra la versione non inglese e quella inglese, prevarrà quest'ultima in quanto viene riconosciuto e accettato che la versione in lingua inglese esprime più chiaramente gli accordi fra le parti. Qualsiasi notifica o comunicazione inviata in rapporto a questo documento deve includere una versione in lingua inglese.</p> | <p>Dieses Dokument wurde in englischer Sprache erstellt und ausgefertigt. Wenn dieses Dokument in eine andere Sprache übersetzt wird, und ein Konflikt zwischen der englischen und nicht-englischen Fassung auftritt, hat die englische Fassung Vorrang, da die Parteien anerkennen, dass die Fassung in englischer Sprache ihren Absichten am deutlichsten Ausdruck verleiht. Alle Hinweise oder Mitteilungen in Zusammenhang mit diesem Dokument müssen auch in einer Fassung in englischer Sprache erfolgen.</p> |
| <p>Originalmente, este documento se creó y redactó en inglés. En caso de que se traduzca a otro idioma y surja un conflicto entre la versión en inglés y la versión en otro idioma, prevalecerá la versión en inglés. Se reconoce y admite que, en la versión en inglés, expresa la intención de las partes con más claridad. Cualquier aviso o comunicación proporcionada en relación con este documento debe incluir una versión en inglés.</p>  | <p>Este documento se preparó y redactó en inglés. En caso de que se traduzca a otro idioma y surja algún conflicto entre la versión en inglés y la del idioma extranjero, prevalecerá la versión en inglés, dado que se reconoce y admite que la versión en inglés expresa más claramente la intención de las partes. Cualquier aviso o comunicación proporcionada en relación con este documento deberá incluir una versión en inglés.</p>                                     | <p>Este documento foi preparado e feito em língua inglesa. Se este documento for traduzido para outro idioma e surgirem conflitos entre a versão em inglês e a versão no outro idioma, a versão em inglês prevalecerá, sendo reconhecido e atestado que a versão em língua inglesa expressa mais claramente a intenção das partes. Qualquer comunicação ou aviso relacionado a este documento deve conter a versão em inglês.</p>   | <p>本文档以英文撰写。如果本文档的其他语言版本与英文版本存在冲突，则以英文版本为准。各方一致认可和同意英文版本最清楚地表达了各自的意图。任何与本文档相关的声明或沟通，都应包括英文版本。</p>  | <p>本文件的原稿是以英文撰寫。如果本文件翻譯為其他語言，而英文版和非英文版之間產生衝突，應以英文版為準，並且各方一致認同並確認英文版最能清楚地表達各方的意圖。凡是所有與本文件有關之公告或通訊，都必須包含英文的版本。</p>  |
| <p>本書是英語で作成され発行されています。本書を他の言語に翻訳し、英語版と英語以外の版に矛盾が生じた場合は、関係者の意図を最も明確に表すものが英語版であることを認識および承諾し、英語版が優先するものとします。さらに、本書に関連して与えられる告知や通知は、すべて英語版を含むものとします。</p>   | <p>본 문서는 영어로 준비되어 작성된 것입니다. 본 문서를 다른 언어로 번역했는데 영문본과 번역본 사이에 상충하는 부분이 발생 하는 경우에는 영문본이 우선하며, 영문본이 양쪽 당사자의 의도를 가장 명확하게 표현하고 있음을 인식하고 확인합니다. 본 문서와 관련된 모든 고지 또는 전달 사항에는 영문본이 동봉되어야 합니다.</p>   | <p>Данный документ был подготовлен и выполнен на английском языке. При переводе данного документа на другой язык, в случае возникновения противоречий между английской версией и версией на другом языке, английская версия имеет преимущественную силу. Данным признается, что версия документа на английском языке наиболее четко выражает намерения сторон. Любые уведомления или письма, направляемые в связи с данным документом, должны включать в себя версию на английском языке.</p> | <p>מסמך זה נערך והופק בשפה האנגלית. במקרה שמסמך זה יתורגם לשפה אחרת ותתגלה סתירה בין משמעות הגרסה באנגלית והגרסה המתורגמת, הגרסה באנגלית תהיה הגרסה הקובעת. מוסכם על הצדדים כי הגרסה בשפה האנגלית מבטאת באופן ברור ביותר את כוונת הצדדים. כל הודעה שתמסר בהקשר למסמך זה חייבת לכלול את הגרסה בשפה האנגלית.</p>   | <p>تم إعداد هذا المستند وتنفيذه باللغة الإنجليزية. إذا تمت ترجمة هذا المستند إلى لغات أخرى وكان هناك اختلاف بين الإصدار الإنجليزي والإصدار الآخر، فوجي الالتزام بما جاء في الإصدار الإنجليزي حيث أن الإصدار الإنجليزي هو الذي يعبر بوضوح وصرامة عن نية الأطراف. يجب أن تشمل أية إشعارات أو اتصالات ذات صلة بهذا المستند على إصدار باللغة الإنجليزية.</p>  |

|  |   |   |
|--|---|---|
| <p>REFER TO <a href="http://WWW.HONEYWELLAIDC.COM/WARRANTY_INFORMATION">WWW.HONEYWELLAIDC.COM/WARRANTY_INFORMATION</a> FOR YOUR PRODUCT'S WARRANTY INFORMATION.</p>                          | <p>CONSULTEZ <a href="http://WWW.HONEYWELLAIDC.COM/WARRANTY_INFORMATION">WWW.HONEYWELLAIDC.COM/WARRANTY_INFORMATION</a> POUR OBTENIR DES RENSEIGNEMENTS AU SUJET DE LA GARANTIE DE VOTRE PRODUIT.</p> | <p>POUR PLUS D'INFORMATIONS SUR LA GARANTIE DE VOTRE PRODUIT, VISITEZ LE SITE <a href="http://WWW.HONEYWELLAIDC.COM/WARRANTY_INFORMATION">WWW.HONEYWELLAIDC.COM/WARRANTY_INFORMATION</a>.</p> |
| <p>VISITARE IL SITO WEB <a href="http://WWW.HONEYWELLAIDC.COM/WARRANTY_INFORMATION">WWW.HONEYWELLAIDC.COM/WARRANTY_INFORMATION</a> PER INFORMAZIONI SULLA GARANZIA DEL PROPRIO PRODOTTO.</p> | <p>GARANTIE-INFORMATIONEN FÜR IHR PRODUKT FINDEN SIE UNTER <a href="http://WWW.HONEYWELLAIDC.COM/WARRANTY_INFORMATION">WWW.HONEYWELLAIDC.COM/WARRANTY_INFORMATION</a>.</p>                            | <p>CONSULTE <a href="http://WWW.HONEYWELLAIDC.COM/WARRANTY_INFORMATION">WWW.HONEYWELLAIDC.COM/WARRANTY_INFORMATION</a> PARA OBTENER INFORMACIÓN DE LA GARANTÍA DEL PRODUCTO.</p>              |
| <p>若需您產品的保固資訊，請參閱 <a href="http://WWW.HONEYWELLAIDC.COM/WARRANTY_INFORMATION">WWW.HONEYWELLAIDC.COM/WARRANTY_INFORMATION</a>。</p>  | <p>製品の保証については、<a href="http://WWW.HONEYWELLAIDC.COM/WARRANTY_INFORMATION">WWW.HONEYWELLAIDC.COM/WARRANTY_INFORMATION</a> を参照してください。</p>   | <p>有關產品的保修信息，請訪問 <a href="http://WWW.HONEYWELLAIDC.COM/WARRANTY_INFORMATION">WWW.HONEYWELLAIDC.COM/WARRANTY_INFORMATION</a>。</p>  |
| <p>Для получения информации о гарантии на ваш товар зайдите на вебсайт <a href="http://WWW.HONEYWELLAIDC.COM/WARRANTY_INFORMATION">WWW.HONEYWELLAIDC.COM/WARRANTY_INFORMATION</a>.</p>       | <p>מידע בנושא אחריות המוצר שלך, עיין באתר <a href="http://WWW.HONEYWELLAIDC.COM/WARRANTY_INFORMATION">WWW.HONEYWELLAIDC.COM/WARRANTY_INFORMATION</a>.</p>   | <p>رجى الرجوع إلى <a href="http://WWW.HONEYWELLAIDC.COM/WARRANTY_INFORMATION">WWW.HONEYWELLAIDC.COM/WARRANTY_INFORMATION</a> للحصول على معلومات حول ضمان المنتج.</p>                          |

PDM Document Status: Prod Check

Not for Production

E833362 18:54:02 11-Jan-2015 Printed On: