



HOOKE VERSE
MOBILE 3D AUDIO

Welcome to Hooke Audio

Congratulations on your new *Hooke Verse*! You are just moments away from capturing the world as you hear it - in 3D.

With Hooke Verse, you get:



Bluetooth 4.1 - Wireless Music Listening



Wireless Binaural 3D Audio
Recording To Smartphones



Hands Free Calling (Android Only)



Wired Binaural 3D Audio
Recording to DSLR,
Pro Video/Audio,
GoPro Hero3 and Higher



Adaptive Noise Isolation



Package Contents



1 Hooke Verse and carrying case

Records and plays back professional grade mobile binaural 3D audio, wirelessly.



6 Isolating memory foam eartips

With a pair each of *small*, *medium*, and *large* eartips, you're sure to find a fit that's best for you.



2 Microphone windscreens

Capture the sound you want, not the noise you don't.



1 Micro USB cable

Charge the Verse in any USB port.

Note: Do not use Apple iPhone/iPad charging blocks to charge Verse.



1 Audio recording cable

Record Hooke Binaural 3D Audio to pro video/audio equipment.

Compatability



Android Lollipop and higher



iPhone® 7, iPhone® 7 Plus, iPhone® 6s, iPhone® 6s Plus.
iPhone® 6, iPhone 6 Plus. iOS 10.2 & up



Laptops and Desktops with Bluetooth functionality



DSLR Cameras, Mixing Consoles, Pro Video/Audio, Field Recorders



GoPro Cameras HERO4 Black, HERO4 Silver, HERO3+, HERO3

Get Started With The Verse

Download the Hooke Audio app

Available on the Google Play Store for Android.

Available on the App Store® for iOS.

Pair Hooke Verse with your smartphone

Press the Hooke button down and hold until the light rapidly flashes red. Then open Bluetooth system preferences on iOS/settings on Android and select 'Hooke Verse'.

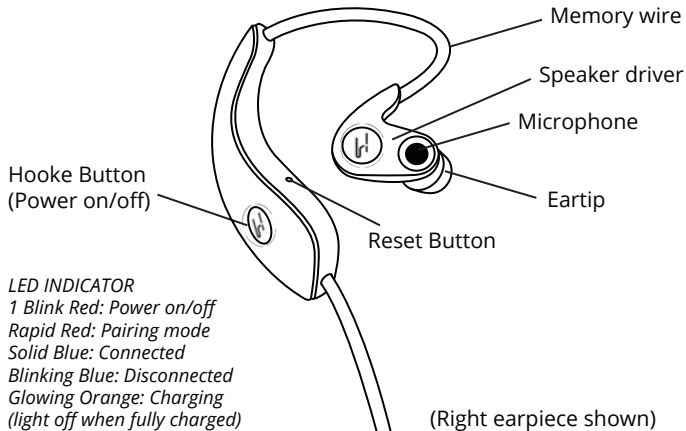
Open the Hooke Audio app and create awesome content

The Hooke app utilizes your phone's built-in camera to bring your videos to life with binaural 3D Audio recorded from the Hooke Verse.

Join the Hooke 3D Audio community

Share your videos on Social Media with the hashtags #HookeAudio, #3daudio, #HookeVerse and #SoundMatters

The Hooke Verse



Hooke Verse

Powering on, pairing, and powering off

Press and hold the Hooke power button until the light rapidly flashes red. This turns Verse on and puts it into pairing mode. Open up Bluetooth Preferences on smartphone and connect to “Hooke Verse”. Once paired with a smartphone, the light will glow solid blue.

Pressing and holding the Hooke button for three seconds will turn Hooke Verse off, the LED will blink red once.

Audio playback

While powered on, pressing the Hooke button momentarily will play/pause the music. Double-tapping the Hooke button will skip to the next track.

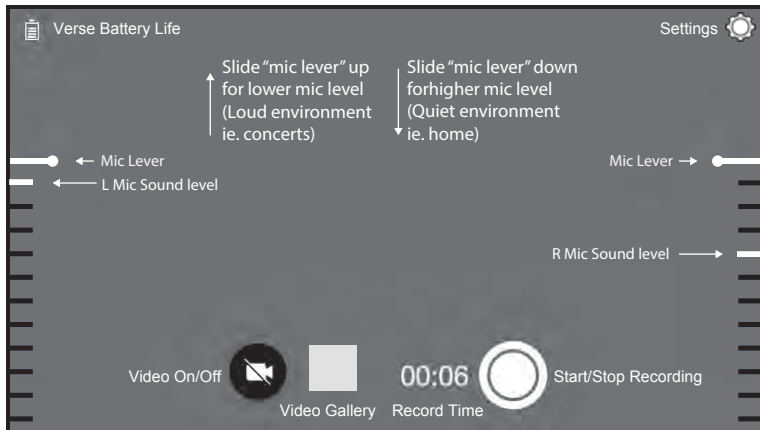
Phone calls (Android Only)

Pressing the Hooke button once will answer an incoming call. During a call, pressing the Hooke button once will end the call.

Reset Button

If Bluetooth connectivity issues occur, press the reset button located on Hooke Verse (see pg. 5)

Hooke Audio App

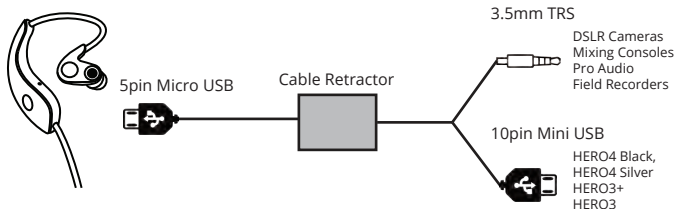


Capturing Wired Binaural Audio With Hooke Verse

The Hooke Cable allows for 3D Binaural Audio capture on any pro video or pro audio equipment that contains a microphone input.

To Use:

1. Plug cable into Hooke Verse, then plug cable into desired device.
2. Press Hooke power button on, Hooke button will glow solid red.
3. Press record on desired device. Hooke Verse will send audio.



Light And Sound Indicators

Charging

The Hooke button will pulse orange while charging. When fully charged the LED will turn off.

Powered On

When the Verse is powered on and connected, the Hooke button will glow solid blue.

When the Verse is powered on and charging, the charging indicator and power indicator will glow simultaneously.

Battery Status

Verse battery life can be found in the Hooke Audio app.

Pairing

When the Verse is in pairing mode, it will flash red rapidly.

Lost Connection

When a connection is lost, the Hooke Button will blink blue.

Recording

The Hooke button will glow solid red while recording and when Hooke cable is used.

Technical Specifications



Mobile/Wired 3D Audio recording

Hooke Verse File Format
16 bit 48KHz Stereo
Omnidirectional microphones



Battery

Playback time: 9 hours
Record time: 8 hours
Standby time: 18 hours
Charge time: 3 hours



Audio streaming

PLAYBACK: A2DP/AAC audio
over Bluetooth 4.0
RECORD: Custom codec



Voice calling (Android Only)

HFP/HS bluetooth profiles with
active CVC noise suppression

Are you Hooked?

Keep in touch with Hooke Audio to discover and share amazing content:



facebook.com/HookeAudio



youtube.com/HookeAudio



twitter.com/HookeAudio



instagram.com/HookeAudio



reddit.com/r/hookeaudio



soundcloud.com/hooke-audio

#HOOKEAUDIO #SOUNDMATTERS #BINAURAL #3DAUDIO

For troubleshooting or questions regarding your Hooke Verse:



HookeAudio.com



THANK YOU

Hooke Audio would not be possible without the following people:

Tony Blahd, Nick Bonnar, Robert Bordignon, Samantha Bordignon, Kolyn Brown, Ben Bueltmann, Bart Cortright, Nathan Cortright, Sam Creely, Charles Doomany, Matt Finder, Lydia Fine, Joe Guarini, Nick Hagelin, Dave Hargreaves, Joshua Hoisington, Josie Holtzman, Abe Jacob, Lindsay Jones, Mike Kohlbrenner, Nancy Lao, Alex Laskaris, Laurence Lowe, SJ Lee, Paris Lowitz, Nate Lugassy, Erika McLepke, Grace Meyer, Brad Nelson, Will Pickens, Sam Siciliano, Riley Teahan, Justin Thornton, Jim Toggweiler, Stephen Tonti, Billy Watson, Emma West, Jason Yore

And of course, our incredible Kickstarter backers!!!



"Made for iPhone," means that an electronic accessory has been designed to connect specifically to iPhone®, and has been certified by the developer to meet Apple® performance standards. Apple® is not responsible for the operation of this device or its compliance with safety and regulatory standards. Please note that the use of this accessory with iPhone® may affect wireless performance.

iPhone® is a trademark of Apple Inc., registered in the U.S. and other countries.
The trademark "iPhone" is used with a license from Aiphone K.K.

Designed at the Green Castle
Assembled in China



FCC ID: 2AK5JHOOKEVERSE1

NOTE: This equipment has been tested and found to comply with the limits for a Class B digital device, pursuant to part 15 of the FCC Rules. These limits are designed to provide reasonable protection against harmful interference in a residential installation. This equipment generates uses and can radiate radio frequency energy and, if not installed and used in accordance with the instructions, may cause harmful interference to radio communications. However, there is no guarantee that interference will not occur in a particular installation. If this equipment does cause harmful interference to radio or television reception, which can be determined by turning the equipment off and on, the user is encouraged to try to correct the interference by one or more of the following measures:

- Reorient or relocate the receiving antenna.
- Increase the separation between the equipment and receiver.
- Connect the equipment into an outlet on a circuit different from that to which the receiver is connected.
- Consult the dealer or an experienced radio/TV technician for help

Changes or modifications not expressly approved by the party responsible for compliance could void the user's authority to operate the equipment. This device complies with Part 15 of the FCC Rules. Operation is subject to the following two conditions:

- (1) this device may not cause harmful interference, and
- (2) this device must accept any interference received, including interference that may cause undesired operation.