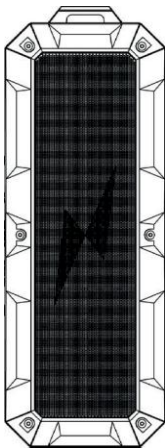




ARKK

FLOATING WATERPROOF
BLUETOOTH SPEAKER



PRECAUTION:

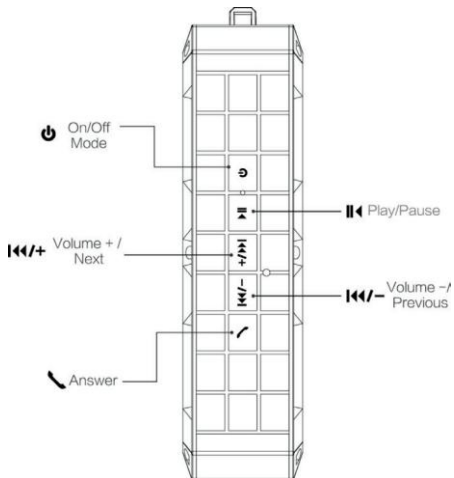
- In order to ensure proper and safe operation alone with the highest level of performance. Please note the following
- Do not subject the device to severe impact or shock.
- Avoid bringing the device into contact with solvents such as benzene, thinner or the chemicals.
- Avoid direct exposure direct sunlight or heat.
- Do not attempt to open, repair or modify the device
- Avoid listening at full volume as hearing damage may occur.
- Dispose of the device in accordance with local regulations for lithium batteries and electronics.

- The protective level of the speaker reaches IP67 and it can play in the water as long as 5 hours. More importantly it is automatically floatable.
- Do not use alcohol, benzene and other chemicals to clean the speaker.
- Please do not charge the unit if the micro charging port gets wet(accidentally forget to close the micro rubber button while use the unit on the water) to avoid accidents.

ACCESSORIES:

USB Cord 1PC




User Manual 1PC



FUNCTION DIAGRAM:

- A. Power Button Open / Close
- B. Play / Pause
- C. Next / Volume +
- D. Previous / Volume -
- E. Answer

THE KEY DEFINITIONS:

1. Long press the  button to increase the volume, and short press the button to play the next song.
2. Long press the  button to decrease the volume, short press the button to play the previous song.
3. The  button is used to control music (play/pause) and calls. During playing music, short press to stop to play music.
4. When there is an incoming call, the speaker will automatically to playing music. At the moment, the ring of cell phone sounds. You just need to click the button to refuse the incoming calls. After answering the incoming call, click this button again to hang up the call. Also click the button twice to automatically redial the last telephone number.

SPECIFICATION:

Bluetooth Version: 3.0

Output Power: 5W+5W THD:

$\leq 10\%$

Dustproof/Waterproof: IP67

Play: $\geq 5\text{H}$

Built-in Microphone: Yes

Polymer battery: 3.7W / 4000MAH

S/N : $\geq 80\text{DB}$

Frequency Response: 60HZ – 20KHZ

Dimension: 271*68*96 mm

Net weight: 960g

OPERATION INSTRUCTION:

Pair it with your device:

1. Turn on the speaker, the Blue LED indicator light will flash, Voice prompts” power on” at the same time.
2. Turn on the BT function of your smartphone.
3. Search for the device and select “ijoy arkk” from the list;
4. Click it and pair the speaker with your smartphone.

5. After paired successfully, blue light flashes slowly. The speaker can play music of your smartphone or other device.
6. For next time, you just need to press the “ON/OFF” button until you hear “power on” and release it, then the speaker will connect to your device automatically.

USB CHARGING:

Connect the speaker with your computer or mobile by USB charging cable. Red light means Charging the speaker. The LED light indicator turning off means speaker be fully charged, This charging method is a little slow. It will take about 5-6 hours to fully charge the speaker. It will be faster charging with mobile power adapter (5V 1A), which will take about 4-5 hours. Speaker can also work during charge.

PRODUCT OVERVIEW:

1. The classical designed waterproof speaker can offer you endless enjoyment. No matter you are indoor or outdoor, hiking or swimming.
2. Its wireless function makes it available to con-

- nect your devices wirelessly. Never will you need Aux cable when you use it.
3. It built in Mic speaker and hand-free function, so you can conveniently pick up a call with it in car, bathroom, and swimming pool, at home or at office, anywhere when it is connected your mobile phones.
 4. With hanging hole, you can hang this speaker on the mountaineering bag or a bicycle with the hook.
 5. After the speaker is suspended for 5 minutes, it will shut down automatically.
 6. Besides its waterproof function, its stereo sound brings you with new experiences while listening anywhere.

FCC Warning

This device complies with Part 15 of the FCC Rules. Operation is subject to the following two conditions:

- (1) This device may not cause harmful interference, and (2) this device must accept any interference received, including interference that may cause undesired operation.

NOTE: Any changes or modifications to this unit not expressly approved by the party

responsible for compliance could void the user's authority to operate the equipment.