

AP4050DN-HD

Product Description

Issue **01**
Date **2016-04-30**

Copyright © Huawei Technologies Co., Ltd. 2016. All rights reserved.

No part of this document may be reproduced or transmitted in any form or by any means without prior written consent of Huawei Technologies Co., Ltd.

Trademarks and Permissions



and other Huawei trademarks are trademarks of Huawei Technologies Co., Ltd.

All other trademarks and trade names mentioned in this document are the property of their respective holders.

Notice

The purchased products, services and features are stipulated by the contract made between Huawei and the customer. All or part of the products, services and features described in this document may not be within the purchase scope or the usage scope. Unless otherwise specified in the contract, all statements, information, and recommendations in this document are provided "AS IS" without warranties, guarantees or representations of any kind, either express or implied.

The information in this document is subject to change without notice. Every effort has been made in the preparation of this document to ensure accuracy of the contents, but all statements, information, and recommendations in this document do not constitute a warranty of any kind, express or implied.

Huawei Technologies Co., Ltd.

Address: Huawei Industrial Base
Bantian, Longgang
Shenzhen 518129
People's Republic of China

Website: <http://e.huawei.com>

About This Document

Intended Audience

This document describes the positioning, characteristics, hardware structure, product features, and technical specifications of the AP.





This document helps you understand the characteristics and features of the AP.


This document is intended for:

- Network planning engineers
- Hardware installation engineers
- Commissioning engineer
- Data configuration engineers
- On-site maintenance engineers
- Network monitoring engineers
- System maintenance engineers

Symbol Conventions

The symbols that may be found in this document are defined as follows.

Symbol	Description
 DANGER	Indicates an imminently hazardous situation which, if not avoided, will result in death or serious injury.
 WARNING	Indicates a potentially hazardous situation which, if not avoided, could result in death or serious injury.
 CAUTION	Indicates a potentially hazardous situation which, if not avoided, may result in minor or moderate injury.
 NOTICE	Indicates a potentially hazardous situation which, if not avoided, could result in equipment damage, data loss, performance deterioration, or unanticipated results. NOTICE is used to address practices not

Symbol	Description
	related to personal injury.
 NOTE	Calls attention to important information, best practices and tips. NOTE is used to address information not related to personal injury, equipment damage, and environment deterioration.

Change History

Changes between document issues are cumulative. The latest document issue contains all the changes made in previous issues.

Changes in Issue 01 (2016-04-30)

This is the initial commercial release.

Contents

About This Document	ii
1 Product Positioning and Characteristics	1
1.1 Product Positioning.....	1
1.2 Product Characteristics	4
2 Hardware Structure	7
2.1 AP4050DN-HD	7
3 Product Features	10
3.1 WLAN Features	10
3.2 Network Features	11
3.3 QoS Features.....	11
3.4 Security Features	11
3.5 Maintenance Features	12
3.6 BYOD.....	12
3.7 Locating Service	13
3.8 Spectrum Analysis	13
4 Technical Specifications	14
4.1 Basic Specifications	14
4.2 Radio Specifications	15
4.3 Standards Compliance	18

1 Product Positioning and Characteristics

1.1 Product Positioning

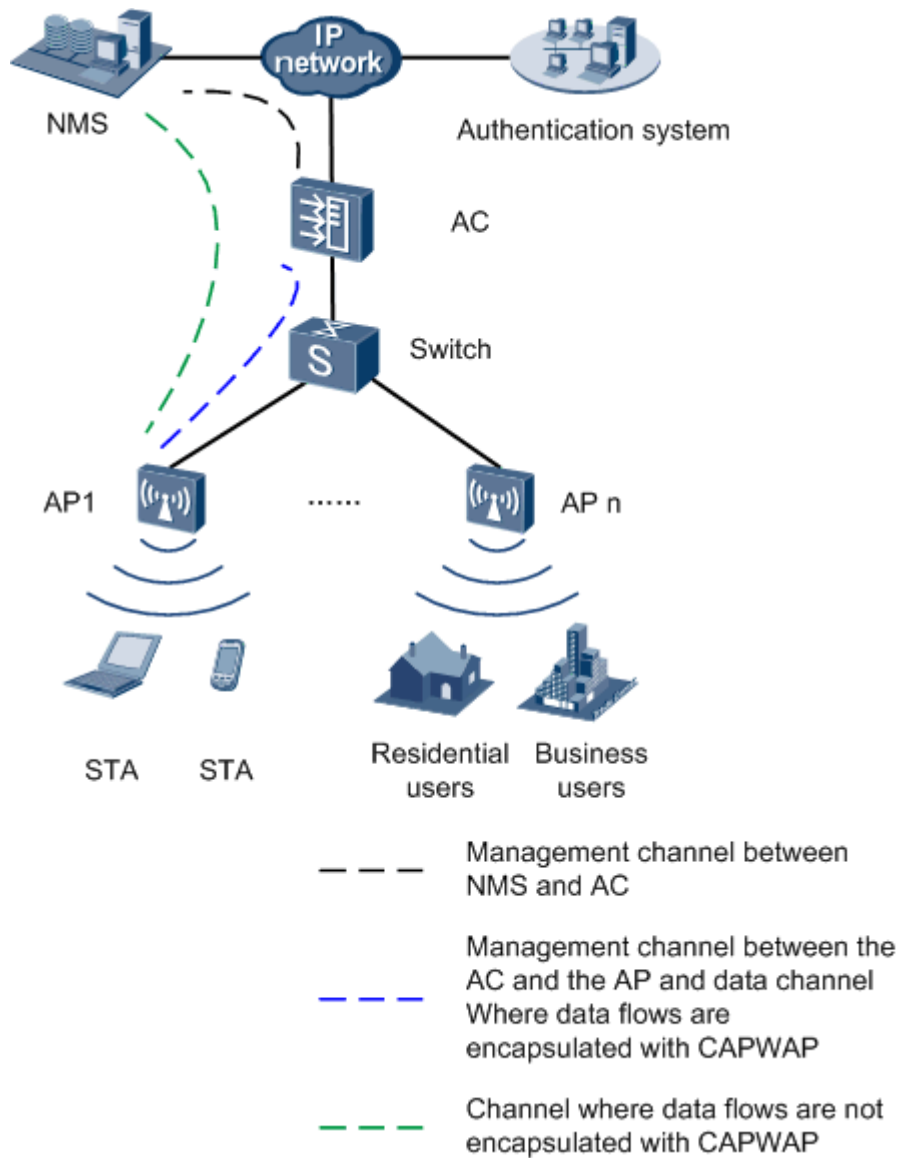
Table 1-1 Product positioning

Product Model	Frequency Band	IEEE Standards Compliance	Positioning	Usage Scenario
AP4050DN-HD	Dual band: <ul style="list-style-type: none"> • 2.4 GHz • 5 GHz The AP4050DN-HD can provide services simultaneously on the 2.4 GHz and 5 GHz frequency bands to support more access users.	IEEE 802.11a/b/g/n/ac wave2	The cost-effective AP4050DN-HD supports 2 x 2 MIMO and provides comprehensive service support capabilities. It is deployed indoors and features high reliability, high security, simple network deployment, automatic AC discovery and configuration, and real-time management and maintenance. Huawei AP4050DN-HD complies with IEEE 802.11ac and can provide gigabit access for wireless	The AP4050DN-HD provides basic 802.11n/ac wireless networks for indoor high-density scenarios such as stadiums. It can be distributed flexibly based on environments, such as shopping and supermarkets, hospitals, warehouses, manufacturing, and logistics. The AP4050DN-HD can work in AP and bridge modes.

Product Model	Frequency Band	IEEE Standards Compliance	Positioning	Usage Scenario
			users. This high capacity greatly improves user experience on wireless networks.	

Typical networking modes are as follows:

Figure 1-1 Fit AP networking (AP mode)



In this networking, the AP functions as a fit AP. The AC is responsible for user access, AP go-online, AP management, authentication, routing, security, and QoS. Huawei AC products include the AC6605, AC6005, ACU2 (with S7700, S9700, or S12700), S5720HI, S7700 (with X1E board), S9700 (with X1E board), and S12700 (with X1E board).

Figure 1-2 Fit AP networking (WDS mode: point-to-point)

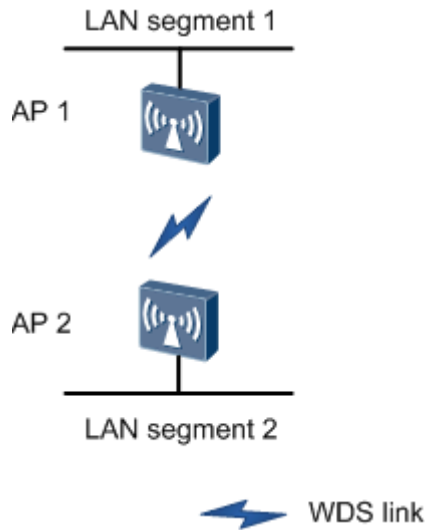
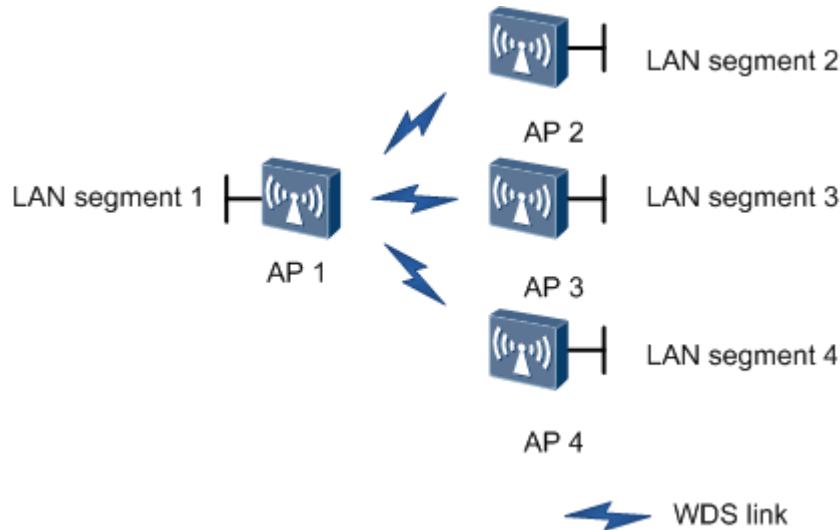
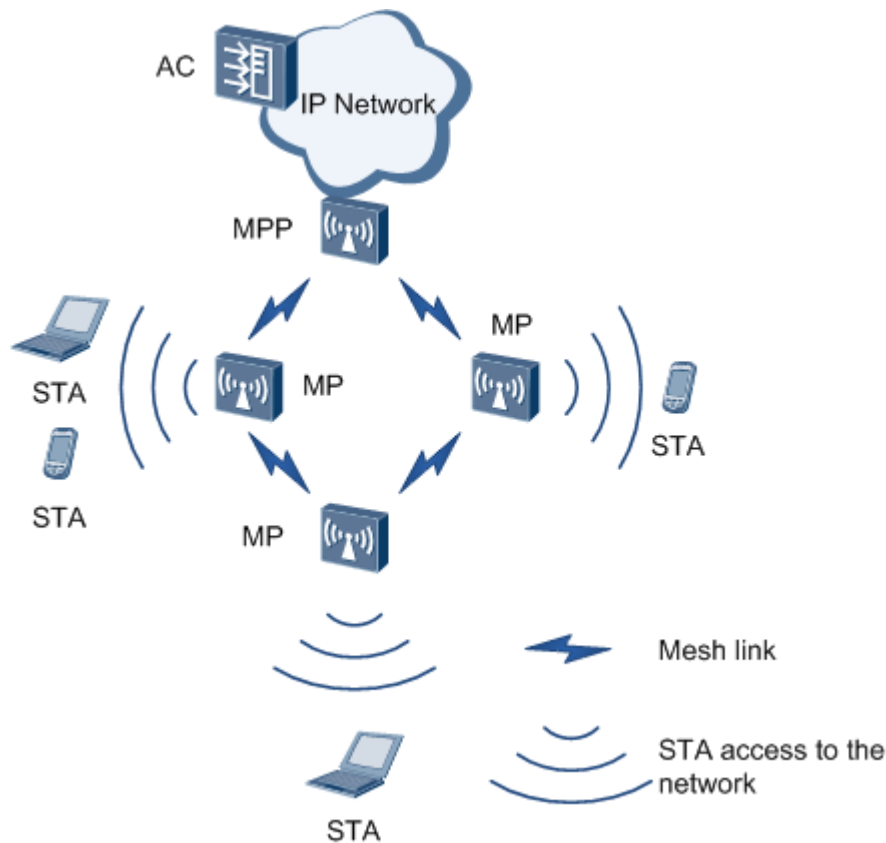


Figure 1-3 Fit AP networking (WDS mode: point-to-multipoint)



In this networking, the AP connects two or more independently wired or wireless LANs through wireless links to construct a network on which users can exchange data. In Wireless Distribution System (WDS) mode, the AP supports point-to-point (P2P) and point-to-multipoint (P2MP) networking modes. With 5 GHz and 2.4 GHz frequency bands, the AP can implement wireless bridging and access functions.

Figure 1-4 Fit AP mesh networking



In this networking, APs function as mesh points (MPs) and are fully-meshed to establish an auto-configured and self-healing wireless mesh network (WMN). APs with the gateway function can work as the mesh portal points (MPPs) through which the WMN can provide access to the Internet. Terminals connect to APs to access the WMN. The WMN uses dedicated mesh routing protocols to guarantee high transmission quality and is more applicable to scenarios that require high bandwidth and highly stable Internet connections.

1.2 Product Characteristics

The AP4050DN-HD has the following advantages on a WLAN.

Product Characteristics	Description
High-speed and reliable wireless access	<ul style="list-style-type: none"> • Compatibility with IEEE 802.11a/b/g/n/ac/ac wave2 • 2 x 2 MIMO and a maximum rate of 1.167 Gbit/s • Supports Wi-Fi Multimedia (WMM) and priority mapping on the air interface and wired interface. • Supports wired link integrity check. • Supports load balancing. • Supports roaming without service interruptions.

Product Characteristics	Description
	<ul style="list-style-type: none"> • Supports dual-AC backup. • Latest 802.11ac wave2 chip with higher performance and wider coverage • Supports airtime scheduling which ensures fairness in channel occupation time for all users
Comprehensive user access control capability	<ul style="list-style-type: none"> • Supports access control lists (ACLs) and implements user access control based on the user group policy. • Provides fine-grained bandwidth management for each user. • Supports user isolation policies. • Supports uniform authentication on an AC. • Identifies the device type according to the organizationally unique identifier (OUI) in the MAC address, user agent (UA) information in an HTTP packet, and DHCP options in Fit AP mode. • The RADIUS server delivers packet forwarding, security, and QoS policies according to the device type carried in the RADIUS authentication and accounting packets in Fit AP mode.
High network security	<ul style="list-style-type: none"> • Open system authentication • WEP authentication/encryption • WPA/WPA2-PSK authentication and encryption • WPA/WPA2-802.1x authentication and encryption • WAPI authentication and encryption • Supports wireless intrusion detection system (WIDS) and wireless intrusion prevention system (WIPS), including rogue device detection and countermeasure, attack detection and dynamic blacklist, STA/AP blacklist and whitelist.
Flexible networking and environment adaptability	<ul style="list-style-type: none"> • Provides flexible networking capabilities and applies to various application scenarios. Mesh and WDS scenarios are supported only in Fit AP mode. • Has strong environment adaptability. The AP can automatically select the transmission rates, channels, and transmit power to adapt to various radio environments and avoid interference in real time. • Adjusts bandwidth allocation based on the user quantity and environment to improve user experience. • Identifies interference sources such as baby monitors, Bluetooth devices, digital cordless phones (at 2.4 GHz frequency band only), wireless audio transmitters (at both the 2.4 GHz and 5 GHz frequency bands), wireless game controllers, and microwaves in Fit AP mode and works with eSight to locate interference sources and display spectrums.
Easy device management and maintenance	<ul style="list-style-type: none"> • Automatically goes online and loads the configuration, and supports plug-and-play (PnP) in Fit AP mode. • Supports batch upgrade. • Allows real-time monitoring on the network management system

Product Characteristics	Description
	<p>(NMS) to facilitate remote configuration and fast fault location.</p> <ul style="list-style-type: none">• Supports the Link Layer Discovery Protocol (LLDP) to implement automatic link discovery and obtain the network topology.

2 Hardware Structure

2.1 AP4050DN-HD

Appearance

Figure 2-1 shows the appearance of the AP.



NOTE

The actual device appearance may be different from the following device appearance, but these differences will not affect device functions.

Figure 2-1 AP4050DN-HD appearance



Port

The following figure shows ports on the AP4050DN-HD.

Figure 2-2 AP4050DN-HD ports



As shown in Figure 2-2, each port can be described as follows:

- 1. Default button: restores factory settings if you hold down the button more than 3 seconds.
- 2. Console port: connects to the maintenance terminal for AP configuration and management.
- 3. GE1/PoE_OUT: 10/100/1000M port used to connect to the wired Ethernet. The port allows the AP to provide PoE power supply to downlink devices.
- 4. GE0/PoE_IN: 10/100/1000M port used to connect to the wired Ethernet. The port can connect to a PoE power supply to provide power for APs.
- 5. Input port for 12 V DC power supply.
- 6. Lock port: protects the AP against theft.

LED Indicators



NOTE

Indicator colors may vary slightly at different temperature.

Type	Color	Status	Description
Default status after power-on	Green	Steady on	The AP is just powered on and the software is not started yet.

Type	Color	Status	Description
Software startup status	Green	Steady on after blinking once	After the system is reset and starts uploading the software, the indicator blinks green once. Until the software is uploaded and started, the indicator remains steady green.
Running status	Green	Blinking once every 2s (0.5 Hz)	<ul style="list-style-type: none"> The system is running properly, the Ethernet connection is normal, and STAs are associated with the AP. The system enters the Uboot CLI.
		Blinking once every 5s (0.2 Hz)	The system is running properly, the Ethernet connection is normal, and no STA is associated with the AP. The system is in low power consumption state.
Alarm	Green	Blinking once every 0.25s (4 Hz)	<ul style="list-style-type: none"> The software is being upgraded. After the software is uploaded and started, the AP working in Fit AP mode requests to go online on the AC and maintains this state until it goes online successfully on the AC (before the CAPWAP link is established). The AP working in Fit AP mode fails to go online on the AC (the CAPWAP link disconnects).
Fault	Red	Steady on	A fault that affects services has occurred, such as a DRAM detection failure or system software loading failure. The fault cannot be automatically rectified and must be rectified manually.

3 Product Features

3.1 WLAN Features

WLAN features supported by the AP are as follows:

- Compliance with IEEE 802.11a/b/g/n/ac/ac wave2
- Maximum rate of 1.267 Gbit/s
- Maximum ratio combining (MRC)
- Space time block code (STBC)
- Low-density parity-check (LDPC)
- Maximum-likelihood detection (MLD)
- Frame aggregation, including A-MPDU (Tx/Rx) and A-MSDU (Rx only)
- 802.11 dynamic frequency selection (DFS)
- Short GI in 20 MHz, 40 MHz and 80 MHz modes
- Priority mapping and packet scheduling based on a Wi-Fi Multimedia (WMM) profile to implement priority-based data processing and forwarding
- Automatic and manual rate adjustment
- WLAN channel management and channel rate adjustment



NOTE

For details about WLAN channel management, see the *Country Code & Channel Compliance Table*.

- Automatic channel scanning and interference avoidance
- Service set identifier (SSID) hiding
- Signal sustain technology (SST)
- Unscheduled automatic power save delivery (U-APSD)
- Control and Provisioning of Wireless Access Points (CAPWAP)
- Automatic login
- Extended Service Set (ESS)
- Wireless distribution system (WDS)
- Mesh networking
- Multi-user CAC

3.2 Network Features

Network features supported by the AP are as follows:

- Compliance with IEEE 802.3u
- Auto-negotiation of the rate and duplex mode and automatic switchover between the Media Dependent Interface (MDI) and Media Dependent Interface Crossover (MDI-X)
- Compliance with IEEE 802.1q
- SSID-based VLAN assignment
- VLAN trunk on uplink Ethernet ports
- AP control channel in tagged and untagged mode
- DHCP client, obtaining IP addresses through DHCP
- Tunnel data forwarding and direct data forwarding
- STA isolation in the same VLAN
- Access control lists (ACLs)
- Link Layer Discovery Protocol (LLDP)
- Uninterrupted service forwarding upon CAPWAP channel disconnection
- Unified authentication on the AC
- AC dual-link backup
- IPv6

3.3 QoS Features

QoS features supported by the AP are as follows:

- Priority mapping and packet scheduling based on a Wi-Fi Multimedia (WMM) profile to implement priority-based data processing and forwarding
- WMM parameter management for each radio
- WMM power saving
- Priority mapping for upstream packets and flow-based mapping for downstream packets
- Queue mapping and scheduling
- User-based bandwidth limiting
- Adaptive bandwidth management (the system dynamically adjusts bandwidth based on the number of users and radio environment to improve user experience)
- Airtime scheduling

3.4 Security Features

Security features supported by the AP are as follows:

- Open system authentication
- WEP authentication/encryption using a 64-bit, 128-bit, or 152-bit encryption key
- WPA/WPA2-PSK authentication and encryption (WPA/WPA2 personal edition)
- WPA/WPA2-802.1x authentication and encryption (WPA/WPA2 enterprise edition)

- WPA-WPA2 hybrid authentication
- WAPI authentication and encryption
- Supports wireless intrusion detection system (WIDS) and wireless intrusion prevention system (WIPS), including rogue device detection and countermeasure, attack detection and dynamic blacklist, STA/AP blacklist and whitelist.
- 802.1x authentication, MAC address authentication, and Portal authentication
- DHCP Snooping
- DAI (Dynamic ARP Inspection)
- IPSG (IP Source Guard)

3.5 Maintenance Features

Maintenance features supported by the AP are as follows:

- Unified management and maintenance on the AC
- Automatic login and configuration loading, and plug-and-play (PnP)
- WDS zero-configuration deployment
- Mesh network zero-configuration deployment
- Batch upgrade
- Telnet
- STelnet using SSH v2
- SFTP using SSH v2
- Local AP management through the serial interface
- Real-time configuration monitoring and fast fault location using the NMS
- System status alarm

3.6 BYOD



NOTE

The AP supports bring your own device (BYOD) only in Fit AP mode.

BYOD features supported by the AP are as follows:

- Identifies the device type according to the organizationally unique identifier (OUI) in the MAC address.
- Identifies the device type according to the user agent (UA) information in an HTTP packet.
- Identifies the device type according to DHCP options.
- The RADIUS server delivers packet forwarding, security, and QoS policies according to the device type carried in the RADIUS authentication and accounting packets.

3.7 Locating Service



NOTE

The AP supports the locating service only in Fit AP mode.

Locating service features supported by the AP are as follows:

- Locates tags manufactured by AeroScout or Ekahau.
- Locates Wi-Fi terminals.
- Works with eSight to locate rogue devices.

3.8 Spectrum Analysis



NOTE

The AP supports spectrum analysis only in Fit AP mode.

Spectrum analysis features supported by the AP are as follows:

- Identifies interference sources such as baby monitors, Bluetooth devices, digital cordless phones (at 2.4 GHz frequency band only), wireless audio transmitters (at both the 2.4 GHz and 5 GHz frequency bands), wireless game controllers, and microwaves.
- Works with eSight to perform spectrum analysis on interference sources.

4 Technical Specifications

4.1 Basic Specifications

Table 4-1 Basic Specifications

Item		Description
Technical specifications	Dimensions (H x W x D)	63mm×334mm×240mm
	Weight	1.43kg
	System memory	<ul style="list-style-type: none"> • 256MB DDR3L • 64MB NOR FLASH
Power specifications	Power input	<ul style="list-style-type: none"> • DC: 12V±10% • PoE power supply: in compliance with IEEE 802.3af/at
	Maximum power consumption	12W NOTE The actual maximum power consumption depends on local laws and regulations.
Environment specifications	Operating temperature	<ul style="list-style-type: none"> • -60 m to +1800 m: -10°C to +50°C • 1800 m to 5000 m: Temperature decreases by 1°C every time the altitude increases 300 m.
	Storage temperature	-40°C to +70°C
	Operating humidity	5% to 95% (non-condensing)
	IP rating	IP41
	Atmospheric pressure	53kPa to 106kPa

4.2 Radio Specifications

Table 4-2 Radio specifications

Item	Description			
Antenna type	Built-in dual-band directional antenna (beamwidth: 30 degrees)			
Antenna gain	<ul style="list-style-type: none"> • 2.4 GHz: 13.67 dBi (peak) • 5 GHz: 11.63 dBi (peak) 			
Maximum number of concurrent users	≤256			
Maximum number of VAPs for each radio	16			
Maximum transmit power	<ul style="list-style-type: none"> • 2.4 GHz: 23 dBm (combined power) • 5 GHz: 23 dBm (combined power) <p>NOTE The actual transmit power depends on local laws and regulations. You can adjust the transmit power from the maximum transmit power to 1 dBm, with a step of 1 dB.</p>			
Maximum number of non-overlapping channels	2.4 GHz 802.11b/g <ul style="list-style-type: none"> • 20 MHz: 3 802.11n <ul style="list-style-type: none"> • 20 MHz: 3 • 40 MHz: 1 	5 GHz <ul style="list-style-type: none"> • 802.11a <ul style="list-style-type: none"> – 20 MHz: 13 • 802.11n <ul style="list-style-type: none"> – 20 MHz: 13 – 40 MHz: 6 • 802.11ac <ul style="list-style-type: none"> – 20MHz: 13 – 40MHz: 6 – 80MHz: 3 	<p>NOTE The table uses the number of non-overlapping channels supported by China as an example. The number of non-overlapping channels varies in different countries. For details, see the <i>Country Codes & Channels Compliance</i></p>	
Channel rate supported	<ul style="list-style-type: none"> • 802.11b: 1, 2, 5.5, and 11 Mbit/s • 802.11a/g: 6, 9, 12, 18, 24, 36, 48, and 54 Mbit/s • 802.11n: 6.5 to 300 Mbit/s • 802.11ac wave2: 6.5 to 866.7 Mbit/s 			
Receiver	2.4 GHz	2.4 GHz	2.4 GHz	2.4 GHz

Item	Description			
sensitivity (Typical values)	802.11b	802.11g	802.11n (HT20)	802.11n(HT40)
	<ul style="list-style-type: none"> • -99 dBm @ 1 Mbit/s • -96 dBm @ 2 Mbit/s • -94 dBm @ 5.5 Mbit/s • -91 dBm @ 11 Mbit/s 	<ul style="list-style-type: none"> • -92 dBm @ 6 Mbit/s • -91 dBm @ 9 Mbit/s • -89 dBm @ 12 Mbit/s • -88 dBm @ 18 Mbit/s • -85 dBm @ 24 Mbit/s • -82 dBm @ 36 Mbit/s • -78 dBm @ 48 Mbit/s • -77 dBm @ 54 Mbit/s 	<ul style="list-style-type: none"> • -92 dBm @ MCS0 • -88 dBm @ MCS1 • -87 dBm @ MCS2 • -84 dBm @ MCS3 • -81 dBm @ MCS4 • -77 dBm @ MCS5 • -75 dBm @ MCS6 • -74 dBm @ MCS7 • -90 dBm @ MCS8 • -86 dBm @ MCS9 • -85 dBm @ MCS10 • -82 dBm @ MCS11 • -79 dBm @ MCS12 • -75 dBm @ MCS13 • -73 dBm @ MCS14 • -72 dBm @ MCS15 	<ul style="list-style-type: none"> • -89 dBm @ MCS0 • -87 dBm @ MCS1 • -85 dBm @ MCS2 • -82 dBm @ MCS3 • -79 dBm @ MCS4 • -74 dBm @ MCS5 • -73 dBm @ MCS6 • -72 dBm @ MCS7 • -87 dBm @ MCS8 • -85 dBm @ MCS9 • -83 dBm @ MCS10 • -80 dBm @ MCS11 • -77 dBm @ MCS12 • -72 dBm @ MCS13 • -71 dBm @ MCS14 • -70 dBm @ MCS15
	5 GHz 802.11a	5 GHz 802.11n (HT20)	5 GHz 802.11n (HT40)	-
	<ul style="list-style-type: none"> • -92 dBm @ 6 Mbit/s • -91 dBm @ 9 Mbit/s • -89 dBm @ 12 Mbit/s • -88 dBm @ 18 Mbit/s • -86 dBm @ 24 Mbit/s 	<ul style="list-style-type: none"> • -92 dBm @ MCS0 • -89 dBm @ MCS1 • -87 dBm @ MCS2 • -84 dBm @ MCS3 • -81 dBm @ MCS4 	<ul style="list-style-type: none"> • -88 dBm @ MCS0 • -86 dBm @ MCS1 • -84 dBm @ MCS2 • -81 dBm @ MCS3 • -78 dBm @ MCS4 	

Item	Description			
	<ul style="list-style-type: none"> • -82 dBm @ 36 Mbit/s • -78 dBm @ 48 Mbit/s • -76 dBm @ 54 Mbit/s 	<ul style="list-style-type: none"> • -77 dBm @ MCS5 • -75 dBm @ MCS6 • -73 dBm @ MCS7 • -90 dBm @ MCS8 • -87 dBm @ MCS9 • -85 dBm @ MCS10 • -82 dBm @ MCS11 • -79 dBm @ MCS12 • -75 dBm @ MCS13 • -73 dBm @ MCS14 • -71 dBm @ MCS15 	<ul style="list-style-type: none"> • -74 dBm @ MCS5 • -73 dBm @ MCS6 • -71 dBm @ MCS7 • -86 dBm @ MCS8 • -84 dBm @ MCS9 • -82 dBm @ MCS10 • -79 dBm @ MCS11 • -76 dBm @ MCS12 • -72 dBm @ MCS13 • -71 dBm @ MCS14 • -69 dBm @ MCS15 	
	<p>5 GHz 802.11ac (VTH20)</p> <ul style="list-style-type: none"> • -91 dBm @ MCS0NSS1 • -89 dBm @ MCS1NSS1 • -87 dBm @ MCS2NSS1 • -84 dBm @ MCS3NSS1 • -81 dBm @ MCS4NSS1 • -76 dBm @ MCS5NSS1 • -75 dBm @ MCS6NSS1 • -73 dBm @ MCS7NSS1 • -69 dBm @ MCS8NSS1 • -89 dBm @ MCS0NSS2 	<p>5 GHz 802.11ac (VTH40)</p> <ul style="list-style-type: none"> • -88 dBm @ MCS0NSS1 • -86 dBm @ MCS1NSS1 • -84 dBm @ MCS2NSS1 • -81 dBm @ MCS3NSS1 • -78 dBm @ MCS4NSS1 • -74 dBm @ MCS5NSS1 • -73 dBm @ MCS6NSS1 • -71 dBm @ MCS7NSS1 • -67 dBm @ MCS8NSS1 • -65 dBm @ MCS9NSS1 	<p>5 GHz 802.11ac (VTH80)</p> <ul style="list-style-type: none"> • -85 dBm @ MCS0NSS1 • -84 dBm @ MCS1NSS1 • -81 dBm @ MCS2NSS1 • -78 dBm @ MCS3NSS1 • -75 dBm @ MCS4NSS1 • -71 dBm @ MCS5NSS1 • -70 dBm @ MCS6NSS1 • -68 dBm @ MCS7NSS1 • -64 dBm @ MCS8NSS1 • -62 dBm @ MCS9NSS1 	-

Item	Description			
	<ul style="list-style-type: none"> • -87 dBm @ MCS1NSS2 • -85 dBm @ MCS2NSS2 • -82 dBm @ MCS3NSS2 • -79 dBm @ MCS4NSS2 • -74 dBm @ MCS5NSS2 • -73 dBm @ MCS6NSS2 • -71 dBm @ MCS7NSS2 • -67 dBm @ MCS8NSS2 	<ul style="list-style-type: none"> • -86 dBm @ MCS0NSS2 • -84 dBm @ MCS1NSS2 • -82 dBm @ MCS2NSS2 • -79 dBm @ MCS3NSS2 • -76 dBm @ MCS4NSS2 • -72 dBm @ MCS5NSS2 • -71 dBm @ MCS6NSS2 • -69 dBm @ MCS7NSS2 • -65 dBm @ MCS8NSS2 • -63 dBm @ MCS9NSS2 	<ul style="list-style-type: none"> • -83 dBm @ MCS0NSS2 • -82 dBm @ MCS1NSS2 • -79 dBm @ MCS2NSS2 • -76 dBm @ MCS3NSS2 • -73 dBm @ MCS4NSS2 • -69 dBm @ MCS5NSS2 • -68 dBm @ MCS6NSS2 • -66 dBm @ MCS7NSS2 • -62 dBm @ MCS8NSS2 • -60 dBm @ MCS9NSS2 	

4.3 Standards Compliance

Safety standards

- UL 60950-1
- CAN/CSA 22.2 No.60950-1
- IEC 60950-1
- EN 60950-1
- GB 4943

Radio Standards

- ETSI EN 300 328
- ETSI EN 301 893
- FCC Part 15C: 15.247
- FCC Part 15C: 15.407
- RSS-210
- AS/NZS 4268

EMC standards

- EN 301 489-1

- EN 301 489-17
- ETSI EN 60601-1-2
- FCC Part 15
- ICES-003
- YD/T 1312.2-2004
- ITU k.20
- GB 9254
- GB 17625.1
- AS/NZS CISPR22
- EN 55022
- EN 55024
- CISPR 22
- CISPR 24
- IEC61000-4-6
- IEC61000-4-2

IEEE Standards

- IEEE 802.11a/b/g
- IEEE 802.11n
- IEEE 802.11ac
- IEEE 802.11h
- IEEE 802.11d
- IEEE 802.11e

Security standards

- 802.11i, Wi-Fi Protected Access 2 (WPA2), and WPA
- 802.1X
- Advanced Encryption Standards (AES) and Temporal Key Integrity Protocol (TKIP)
- EAP Type (s)

EMF

- CENELEC EN 62311
- CENELEC EN 50385
- OET65
- RSS-102
- FCC Part1&2
- FCC KDB

RoHS

- Directive 2002/95/EC & 2011/65/EU

Reach

- Regulation 1907/2006/EC

WEEE

- Directive 2002/96/EC & 2012/19/EU

FCC Statement

- This equipment has been tested and found to comply with the limits for a Class B digital device, pursuant to part 15 of the FCC Rules. These limits are designed to provide reasonable protection against harmful interference in a residential installation. This equipment generates, uses and can radiate radio frequency energy and, if not installed and used in accordance with the instructions, may cause harmful interference to radio communications. However, there is no guarantee that interference will not occur in a particular installation. If this equipment does cause harmful interference to radio or television reception, which can be determined by turning the equipment off and on, the user is encouraged to try to correct the interference by one or more of the following measures:
 - Reorient or relocate the receiving antenna.
 - Increase the separation between the equipment and receiver.
 - Connect the equipment into an outlet on a circuit different from that to which the receiver is connected.
 - Consult the dealer or an experienced radio/TV technician for help.

FCC Radiation Exposure Statement

- This device complies with FCC radiation exposure limits set forth for an uncontrolled environment and it also complies with Part 15 of the FCC RF Rules. This equipment must be installed and operated in accordance with provided instructions and the antenna(s) used for this transmitter must be installed to provide a separation distance of at least 25 cm from all persons and must not be co-located or operating in conjunction with any other antenna or transmitter. End-users and installers must be provide with antenna installation instructions and consider removing the no-collocation statement.

This device complies with Part 15 of the FCC Rules. Operation is subject to the following two conditions: (1) this device may not cause harmful interference, and (2) this device must accept any interference received, including interference that may cause undesired operation.

Caution!

- Any changes or modifications not expressly approved by the party responsible for compliance could void the user's authority to operate the equipment.