

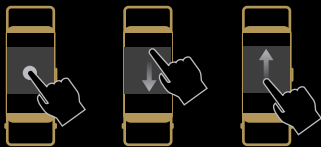
# My TalkBand

## 1. Getting started

⏻ Press and hold the power button to turn on your TalkBand.



👆 Touch the screen to move between different displays.



## 2. Pairing with your phone

↓ Download and install the app.



📶 The TalkBand can be paired with two phones at the same time.



## 3. Fitness monitoring – intelligent activity recognition



🎯 Set your exercise target using the app.



🔄 Swipe down to sync your fitness statistics.



🔗 You can share your fitness statistics using the app.

## 4. Tracking your sleep patterns



🕒 You can set a smart alarm using the app.

🌙 When you are in light sleep, the alarm will go off ahead of time.



🕒 Swipe on the screen to turn off the alarm.

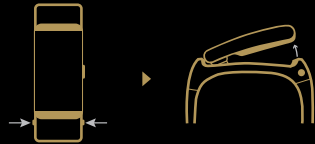


HUAWEI  
TalkBand B2

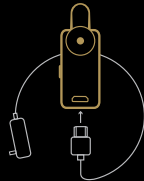
## My headset

### 1. Trendy removable headset

Press the buttons on both sides of the wristband at the same time to remove the headset.



Charge the headset through the charging port on the back of the headset.



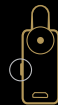
### 2. Convenient calling

Wear the headset and adjust it to the angle shown in the following figure.



If the headset cover does not fit comfortably, replace it with a suitable headset cover included with the TalkBand.

Press the side button once to answer or end incoming calls.

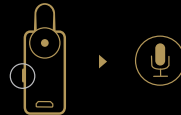


When wearing the headset on your wrist, remove it to answer an incoming call automatically.

Press and hold the side button to reject an incoming call.

### 3. Voice assistant support for ultimate convenience

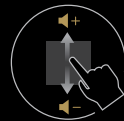
Press the side button twice to activate the voice assistant and open the voice assistant software on your phone.



Simply speak into the headset and your message will be sent to your phone's voice assistant software.

### 4. Listening to music

Swipe on the screen to adjust the volume.



## Protective features

### 1. Waterproof design perfect for all-day use.



Can be used in the rain, when washing your hands and having a cold shower. However, please wipe your TalkBand dry after it comes into contact with water.

### 2. The TalkBand is not suitable for use during the following activities:

Car washing, swimming, diving, scuba diving, hot showers.



The TalkBand is made from special hypoallergenic materials and has passed stringent dermatological tests. If you experience skin discomfort when wearing the TalkBand, discontinue use and consult a doctor.

