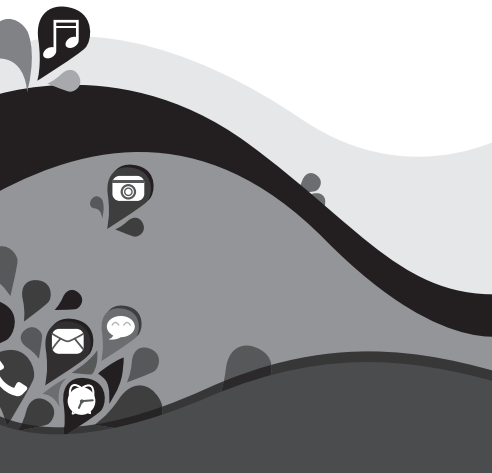







HUAWEI *Ascend* G510

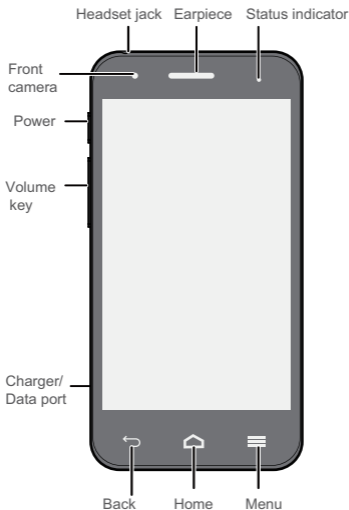
Quick Start Guide



Getting to know your phone

Thank you for choosing the Huawei smartphone. Before you start, let's take a look at your new phone.

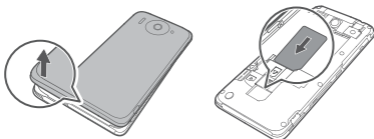
- Touch  to return to the previous screen or exit an application.
- Touch  to return to the home screen.
- Touch  to display an option menu.
- Press and hold the power button to power on your phone. After your phone powers on, press the power button to turn off or awaken the screen.



Preparing your phone

Installing a SIM card

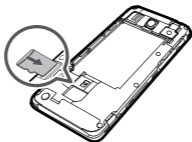
To install a SIM card, perform operations shown in the following figure.



1. Remove the battery cover.
2. Insert the SIM card into the SIM card slot with its metal contacts facing down.

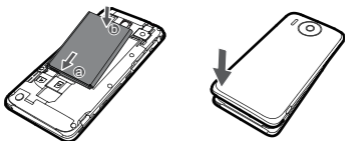
Installing a microSD card

You can expand your phone's memory capacity by installing a microSD card. To do so, perform operations shown in the following figure.



Installing the battery

To install the battery, perform operations shown in the following figure.



1. Align the battery's metal contacts with those at the top of the battery compartment (refer to position **a** in the preceding figure).
2. Press the other end of the battery (position **b** in the preceding figure) to fix it to the battery compartment.
3. Close the battery cover.

Charging the battery




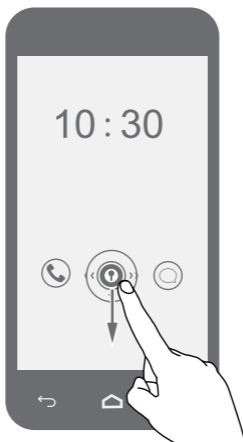
1. Connect your charger to the provided USB cable.
2. Connect the charger to a power outlet.
3. Connect your phone to the USB cable to start charging.

Locking and unlocking the screen

When you are not using the phone, press the power button to turn off the screen.

After idle for a specified period of time, your phone automatically locks its screen.


Follow the onscreen instructions and drag  to unlock the screen or open an application.

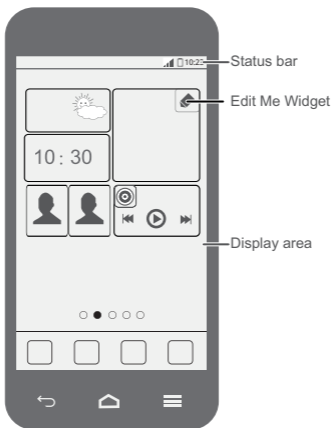


Personalizing your home screen


Applications are displayed right on the home screen, giving you easier access to your favorite applications.


The unique Me Widget can integrate functions that you mostly use. You can touch an icon to open an application.


Touch and hold Me Widget, and touch  to customize your Me Widget.

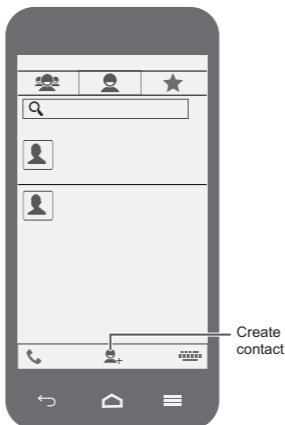


Managing contacts

Touch  to open **People** .


From the contact list, touch  > **Manage contacts** to import contacts from the SIM card, microSD card, or another Bluetooth device.

Touch the  tab page to group your contacts for easier management.





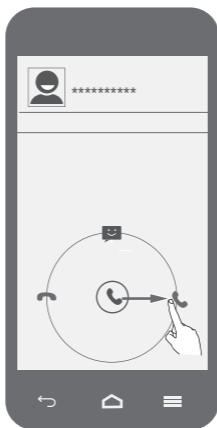
Making a call

Touch  to open the dialer.


You can dial a phone number directly or touch  to choose a contact.

You can also touch a phone number in a message, email, webpage, and more to make a call.

To answer an incoming call, drag  to .



Sending messages


Touch  to open **Messaging**.


Adding a photo or audio clip to a text message turns it into a multimedia message.


You can also save attachments from multimedia messages.

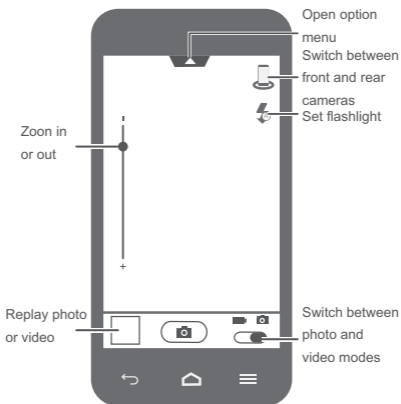


Capturing the moment


Touch  to open **Camera**.

In photo mode, let your camera focus automatically or touch the screen to focus the camera. Then touch  to take a photo.

In video mode, frame the scene and touch  to record a video.

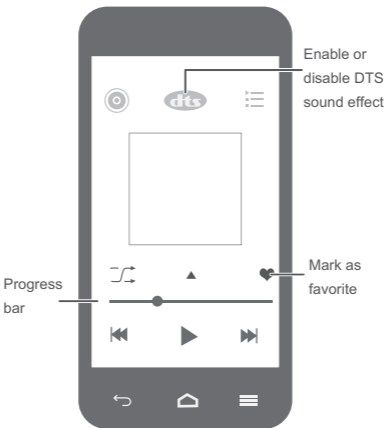


Listening to music

Touch  to open **Music+**.


You can play songs by name, artist, album, and more.

You can also mark your favorite songs to add them to the **Favorites** playlist.




Surfing the web

Flick the status bar down to open the notification panel. You can then turn on the mobile data connection or Wi-Fi quickly.


Touch  to open **Browser**.

Your phone's browser lets you surf the web and browse web pages. Stay on the ball with the latest news and information using your phone.

Your browser supports multi-page browsing. Touch  to switch between pages.



Android Beam

Touch  > **All**. In the **Wireless & networks** section, touch **More**, and select the **NFC** check box to enable the NFC and Android Beam functions.

Android Beam lets you share data quickly. To share webpages, contacts, and other files, simply place two NFC-enabled phones back to back.

For more help

Encounter any issues while using your phone?

Touch  to open **Help Center**.

Want to obtain the user guide?

Search for and download the HUAWEI Ascend G510 User Guide from www.huaweidevice.com.

Want to know more about Huawei Emotion UI?

Visit cn.ui.vmall.com for the latest information.







FAQs

For more information, please visit <http://www.huaweidevice.com/cn/faq.do?method=index>.

How can I free up the phone memory?

- Move files and email attachments from your phone memory to your microSD card.
- Open the **Browser** application, and delete locally cached content.
- Uninstall applications you no longer use.
- Restore your phone to its factory settings.

How can I save battery?

- When you do not need Internet access, open the notification panel and touch  to turn off your mobile data connection.
- When you do not need to use wireless data services, such as GPS, Bluetooth, or Wi-Fi, open the notification panel, and touch , , or  to turn them off.
- Touch  > **All** > **Display** to set the screen brightness and screen timeout period to small values. When you do not need to use your phone, press  to turn off the screen.
- Close applications that you do not need.
- Decrease the tone volumes.

How can I use a microSD card to import contacts from another phone?



Your phone supports contact files in .vcf format only.

1. Save the contacts you want to import as a .vcf file and save the file to a microSD card.
2. Insert the microSD card into your phone. Touch then **File Manager** to find the .vcf file.
3. Touch the .vcf file. The phone displays a message asking whether you want to import the contacts.
4. Touch **OK** to import the contacts.

Compatibility problems may occur with .vcf files created by other phones, and certain contact information may be lost when contacts are imported.

How can I use HiSuite to import contacts from another phone?

Your phone supports contact files in .vcf format only.

1. Save the .vcf file to your computer.
2. On the home screen, touch , and open the **All** tab page.
3. Touch **Developer options > USB debugging**.
4. Use a USB cable to connect your phone to the computer.
5. Download HiSuite from <http://www.huaweidevice.com/cn> and install it on the computer.
6. Touch **People > ** and follow the onscreen instructions to select the .vcf file you want.
7. Disconnect your phone from the computer after contacts are imported.


How can I set a song as my ringtone?

In **Music+**, touch and hold the song you want to set as the ringtone, and choose **Set as ringtone** from the displayed option menu.

How can I disable the Auto-rotate screen function?

On the home screen, touch  > **All > Display**, and clear the **Auto-rotate screen** check box.

How can I set a screen unlock pattern?

On the home screen, touch  > **All > Screen lock > Screen lock > Pattern**, and follow the onscreen instructions to set a screen unlock pattern.

How can I switch the input method?

On a text-composing screen, open the notification panel and touch **Select input method** to select the input method you want.

How can I stop the song playing in the background?

Open the notification panel, touch the playing song to display the music playback screen, and stop the playback.

How can I return to the call screen?

To return from another screen, open the notification panel, and touch the ongoing call.

How can I move an application icon on the home screen?

On the screen, touch and hold the application icon you want to move, and drag it to the desired position.

How can I hide the onscreen keyboard?

Touch  to hide the keyboard.

How can I forward a message?

Touch and hold the message you want to forward, and choose **Forward** from the displayed option menu.

How can I restart my phone?

Press and hold  , and touch **Restart > OK** to restart your phone.

Warnings and Precautions

This section contains important information pertaining to the operating instructions of your device. It also contains information about how to use the device safely. Read this information carefully before using your device.

Electronic Device

Power off your device if using the device is prohibited. Do not use the device when using the device causes danger or interference with electronic devices.

Medical Device

- Follow rules and regulations set forth by hospitals and health care facilities. Do not use your device when using the device is prohibited.
- Pacemaker manufacturers recommend that a minimum distance of 15 cm be maintained between a device and a pacemaker to prevent potential interference with the pacemaker. If you are using a pacemaker, use the device on the opposite side of the pacemaker and do not carry the device in your front pocket.

Potentially Explosive Atmosphere

Power off your device in any area with a potentially explosive atmosphere, and comply with all signs and instructions. Areas that may have potentially explosive atmospheres include the areas where you would normally be advised to turn off your vehicle engine. Triggering of sparks in such areas could cause an explosion or a fire, resulting in bodily injuries or even deaths. Do not power on your device at refueling points such as service stations. Comply with restrictions on the use of radio equipment in fuel depots, storage, and distribution areas, and chemical plants. In addition, adhere to restrictions in areas where blasting operations are in progress. Before using the device, watch out for areas that have potentially explosive atmospheres that are often, but not always, clearly marked. Such locations include areas below the deck on boats, chemical transfer or

storage facilities, and areas where the air contains chemicals or particles such as grain, dust, or metal powders. Ask the manufacturers of vehicles using liquefied petroleum gas (such as propane or butane) whether this device can be safely used in their vicinity.

Traffic Security

Observe local laws and regulations while using the device. In addition, if using the device while driving a vehicle, comply with the following guidelines:

- Concentrate on driving. Your first responsibility is to drive safely.
- Do not talk on the device while driving. Use hands-free accessories.
- When you have to make or answer a call, park the vehicle at the road side before using your device.
- RF signals may affect electronic systems of motor vehicles. For more information, consult the vehicle manufacturer.
- In a motor vehicle, do not place the device over the air bag or in the air bag deployment area. Otherwise, the device may hurt you owing to the strong force when the air bag inflates.
- Do not use your device while flying in an aircraft. Power off your device before boarding an aircraft. Using wireless devices in an aircraft may cause danger to the operation of the aircraft and disrupt the wireless telephone network. It may also be considered illegal.

Operating Environment

- Do not use or charge the device in dusty, damp, and dirty places or places with magnetic fields. Otherwise, it may result in a malfunction of the circuit.
- The device complies with the RF specifications when the device is used near your ear or at a distance of 1.5 cm from your body. Ensure that the device accessories such as a device case and a device holster are not composed of metal components. Keep your device 1.5 cm away from your body to meet the requirement earlier mentioned.

- On a stormy day with thunder, do not use your device when it is being charged, to prevent any danger caused by lightning.
- When you are on a call, do not touch the antenna. Touching the antenna affects the call quality and results in increase in power consumption. As a result, the talk time and the standby time are reduced.
- While using the device, observe the local laws and regulations, and respect others' privacy and legal rights.
- Keep the ambient temperature between 0°C and 45°C while the device is being charged. Keep the ambient temperature between 0°C to 45°C for using the device powered by a battery.

Prevention of Hearing Damage

Using a headset at high volume can damage your hearing. To reduce the risk of damage to hearing, lower the headset volume to a safe and comfortable level.

Safety of Children

Comply with all precautions with regard to children's safety. Letting the child play with your device or its accessories, which may include parts that can be detached from the device, may be dangerous, as it may present a choking hazard. Ensure that small children are kept away from the device and accessories.

Accessories

Choose only batteries, chargers, and accessories approved for use with this model by the device manufacturer. The use of any other type of battery, charger, or accessory may invalidate any warranty for the device, may be in violation of local rules or laws, and may be dangerous. Please contact your dealer for information about the availability of approved batteries, chargers, and accessories in your area.

Use only the following listed AC Adapters/Power Supplies:
HUAWEI: HW-050100E1W, HW-050100A1W, HW-050100B1W, HW-050100U1W.

Battery and Charger

- Unplug the charger from the electrical plug and the device when not in use.
- The battery can be charged and discharged hundreds of times before it eventually wears out. When the standby time and the talk time are shorter than the normal time, replace the battery.
- Use the AC power supply defined in the specifications of the charger. An improper power voltage may cause a fire or a malfunction of the charger.
- Do not connect two poles of the battery with conductors, such as metal materials, keys, or jewelries. Otherwise, the battery may be short-circuited and may cause injuries and burns on your body.
- If battery electrolyte leaks out, ensure that the electrolyte does not touch your skin and eyes. When the electrolyte touches your skin or splashes into your eyes, wash your eyes with clean water immediately and consult a doctor.
- If there is a case of battery deformation, color change, or abnormal heating while you charge or store the battery, remove the battery immediately and stop using it. Otherwise, it may lead to battery leakage, overheating, explosion, or fire.
- If the power cable is damaged (for example, the cord is exposed or broken), or the plug loosens, stop using the cable at once. Otherwise, it may lead to an electric shock, a short circuit of the charger, or a fire.
- Do not dispose of batteries in fire as they may explode. Batteries may also explode if damaged.
- Do not modify or remanufacture, attempt to insert foreign objects into the battery, immerse or expose to water or other liquids, expose to fire, explosion or other hazard.
- Avoid dropping the device or battery. If the device or battery is dropped, especially on a hard surface, and the user suspects damage, take it to a qualified service center for inspection.
- Improper battery use may result in a fire, explosion or other hazard.

- Promptly dispose of used batteries in accordance with local regulations.
- The device should only be connected to products that bear the USB-IF logo or have completed the USB-IF compliance program.

Cleaning and Maintenance

- The device, battery, and charger are not water-resistant. Keep them dry. Protect the device, battery, and charger from water or vapor. Do not touch the device or the charger with a wet hand. Otherwise, it may lead to a short circuit, a malfunction of the device, and an electric shock to the user.
- Do not place your device, battery, and charger in places where they can get damaged because of collision. Otherwise, it may lead to battery leakage, device malfunction, overheating, fire, or explosion.
- Do not place magnetic storage media such as magnetic cards and floppy disks near the device. Radiation from the device may erase the information stored on them.
- Do not leave your device, battery, and charger in a place with an extreme high or low temperature. Otherwise, they may not function properly and may lead to a fire or an explosion. When the temperature is lower than 0°C, performance of the battery is affected.
- Do not place sharp metal objects such as pins near the earpiece. The earpiece may attract these objects and hurt you when you are using the device.
- Before you clean or maintain the device, power off the device and disconnect it from the charger.
- Do not use any chemical detergent, powder, or other chemical agents (such as alcohol and benzene) to clean the device and the charger. Otherwise, parts of the device may be damaged or a fire can be caused. You can clean the device and the charger with a piece of damp and soft antistatic cloth.
- Do not dismantle the device or accessories. Otherwise, the warranty on the device and accessories is invalid and the manufacturer is not liable to pay for the damage.

- If the device screen is broken by colliding with hard objects, do not touch or try to remove the broken part. In this case, stop using the device immediately, and then contact an authorized service center in time.

Emergency Call

You can use your device for emergency calls in the service area. The connection, however, cannot be guaranteed in all conditions. You should not rely solely on the device for essential communications.

Certification Information (SAR)

This device meets guidelines for exposure to radio waves.

Your device is a low-power radio transmitter and receiver. As recommended by international guidelines, the device is designed not to exceed the limits for exposure to radio waves. These guidelines were developed by the independent scientific organization International Commission on Non-Ionizing Radiation Protection (ICNIRP) and include safety measures designed to ensure safety for all users, regardless of age and health.

The Specific Absorption Rate (SAR) is the unit of measurement for the amount of radio frequency energy absorbed by the body when using a device. The SAR value is determined at the highest certified power level in laboratory conditions, but the actual SAR level of the device when being operated can be well below the value. This is because the device is designed to use the minimum power required to reach the network.

The SAR limit adopted by USA and Canada is 1.6 watts/kilogram (W/kg) averaged over one gram of tissue. The Highest SAR value reported to the FCC and IC for this device type when tested for use at the ear is 0.305 W/kg, when properly worn on body is 0.790 W/kg, and when using Wi-Fi hotspot function is 0.790 W/Kg.

The SAR limit also adopted by Europe is 2.0 W/kg averaged over 10 grams of tissue. The highest SAR value for this device type when tested at the ear is 0.432 W/kg, and when properly worn on the body is 0.591 W/kg.

FCC Statement

This equipment has been tested and found to comply with the limits for a Class B digital device, pursuant to Part 15 of the FCC Rules. These limits are designed to provide reasonable protection against harmful interference in a residential installation. This equipment generates, uses and can radiate radio frequency energy and, if not installed and used in accordance with the instructions, may cause harmful interference to radio communications. However, there is no guarantee that interference will not occur in a particular installation. If this equipment does cause harmful interference to radio or television reception, which can be determined by turning the equipment off and on, the user is encouraged to try to correct the interference by one or more of the following measures:

- Reorient or relocate the receiving antenna.
- Increase the separation between the equipment and receiver.
- Connect the equipment into an outlet on a circuit different from that to which the receiver is connected.
- Consult the dealer or an experienced radio/TV technician for help.

This device complies with Part 15 of the FCC Rules.

Operation is subject to the following two conditions: (1) this device may not cause harmful interference, and (2) this device must accept any interference received, including interference that may cause undesired operation.



Changes or modifications made to this device not expressly approved by Huawei Technologies Co., Ltd. may void the FCC authorization to operate this device.

Disposal and Recycling Information



This symbol (or without a solid bar) on the device, and/or on its packaging, and on its batteries where included, indicates that the device including its electrical accessories (e.g. headset, adapter, cable) and the batteries should not be disposed of as normal household garbage. These items should not be disposed as unsorted municipal waste and should be handed over to a certified collection point for recycling or proper disposal at the end of their life.

For more detailed information about the recycling of the device or batteries, please contact your local city office, the household waste disposal service, or the retail store where you purchased it/them.

Disposal of the device and batteries if included is subject to WEEE Directive Recast (Directive 2012/19/EU) and Battery Directive (Directive 2006/66/EC). The purpose for separating WEEE and batteries from other waste is to minimize the potential environmental impacts on human health of any hazardous substances that may be present.

Reduction of Hazardous Substances

This device is compliant with the REACH Regulation [Regulation (EC) No 1907/2006] and RoHS Directive Recast (Directive 2011/65/EU). Batteries where included are compliant with Battery Directive (Directive 2006/66/EC). For more information about the REACH and RoHS compliance of the device, please visit the Web site

www.huaweidevice.com/certification. You are recommended to visit the Web site regularly for up-to-date information.

EU Regulatory Conformance

Hereby, Huawei Technologies Co., Ltd. declares that this device is in compliance with the essential requirements and other relevant provisions of Directive 1999/5/EC.

For the declaration of conformity, visit the Web site www.huaweidevice.com/certification.

CE 0682

- 📄 Observe the national local regulations in the location where the device is to be used. This device may be restricted for use in some or all member states of the European Union (EU).

Norway: This subsection does not apply for the geographical area within a radius of 20 km from the centre of Ny-Ålesund.



To prevent possible hearing damage, do not listen at high volume levels for long periods.

Personal Information and Data Security

The use of some functions or third-party applications on your device could result in your personal information and data being lost or becoming accessible to others. Several measures are recommended to help you protect personal and confidential information.

- Place your device in a safe area to prevent it from unauthorized use.
- Set your device screen to lock and create a password or unlock pattern to open it.
- Periodically back up personal information kept on your SIM/UM card, memory card, or stored in your device memory. If you change to a different device, be sure to move or delete any personal information on your old device.
- If you are worried about viruses when you receive messages or emails from a stranger, you can delete them without opening them.
- If you use your device to browse the Internet, avoid websites that might pose a security risk to avoid theft of your personal information.
- If you use services such as Wi-Fi tether or Bluetooth, set passwords for these services to prevent unauthorized access. When these services are not in use, turn them off.
- Install or upgrade device security software and regularly scan for viruses.
- Be sure to obtain third-party applications from a legitimate source. Downloaded third-party applications should be scanned for viruses.
- Install security software or patches released by Huawei or third-party application providers.

- Some applications require and transmit location information. As a result, a third-party may be able to share your location information.
- Your device may provide detection and diagnostic information to third-party application providers. Third party vendors use this information to improve their products and services.
- If you have concerns about the security of your personal information and data, please contact mobile@huawei.com.

Legal Notice

Copyright © Huawei Technologies Co., Ltd. 2012. All rights reserved.

No part of this document may be reproduced or transmitted in any form or by any means without prior written consent of Huawei Technologies Co., Ltd.

The product described in this manual may include copyrighted software of Huawei Technologies Co., Ltd. and possible licensors. Customers shall not in any manner reproduce, distribute, modify, decompile, disassemble, decrypt, extract, reverse engineer, lease, assign, or sublicense the said software, unless such restrictions are prohibited by applicable laws or such actions are approved by respective copyright holders.

Trademarks and Permissions

 , and **HUAWEI** are trademarks or registered trademarks of Huawei Technologies Co., Ltd.

Android is a trademark of Google Inc.

The *Bluetooth*[®] word mark and logos are registered trademarks owned by Bluetooth SIG, Inc. and any use of such marks by Huawei Technologies Co., Ltd. is under license.

Other trademarks, product, service and company names mentioned are the property of their respective owners.

Notice

Some features of the product and its accessories described herein rely on the software installed, capacities and settings of local network, and therefore may not be activated or may be limited by local network operators or network service providers. Thus the descriptions herein may not match exactly the product or its accessories you purchase.

Huawei Technologies Co., Ltd. reserves the right to change or modify any information or specifications contained in this manual without prior notice and without any liability.

Third-Party Software Statement

Huawei Technologies Co., Ltd. does not own the intellectual property of the third-party software and applications that are delivered with this product. Therefore, Huawei Technologies Co., Ltd. will not provide any warranty of any kind for these third-party software and applications. Neither will Huawei Technologies Co., Ltd. provide support to customers who use these third-party software and applications, nor be responsible or liable for the functions of these third-party software and applications.

Third-party software and applications services may be interrupted or terminated at any time. Huawei Technologies Co., Ltd. does not guarantee that any content or service would be maintained for any period during its availability. Third-party service providers provide content and services through network or transmission tools outside of the control of Huawei Technologies Co., Ltd. To the greatest extent permitted by applicable law, it is explicitly stated that Huawei Technologies Co., Ltd. shall not compensate or be liable for services provided by third-party service providers, or the interruption or termination of third-party contents or services.

Huawei Technologies Co., Ltd. shall not be responsible for the legality, quality, or any other aspects of any software installed on this product, or for any uploaded or downloaded third-party works, such as texts, images, videos, or software. Customers shall bear the risk for any and all effects, including incompatibility between the software and this product, which result from installing software or uploading or downloading the third-party works.

This product uses the open-source Android™ platform. Huawei Technologies Co., Ltd. has made necessary changes to the platform. Therefore, this product may not support all the functions that are supported by the standard Android platform or may be incompatible with third-party

software. Huawei Technologies Co., Ltd. shall not be liable for any of such situation.

DISCLAIMER OF WARRANTIES

THE CONTENTS OF THIS MANUAL ARE PROVIDED "AS IS". EXCEPT AS REQUIRED BY APPLICABLE LAWS, NO WARRANTIES OF ANY KIND, EITHER EXPRESS OR IMPLIED, INCLUDING BUT NOT LIMITED TO, THE IMPLIED WARRANTIES OF MERCHANTABILITY AND FITNESS FOR A PARTICULAR PURPOSE, ARE MADE IN RELATION TO THE ACCURACY, RELIABILITY OR CONTENTS OF THIS MANUAL.

LIMITATIONS OF LIABILITY

TO THE MAXIMUM EXTENT PERMITTED BY APPLICABLE LAW, IN NO EVENT SHALL HUAWEI TECHNOLOGIES CO., LTD. BE LIABLE FOR ANY SPECIAL, INCIDENTAL, INDIRECT, OR CONSEQUENTIAL DAMAGES, OR LOST PROFITS, BUSINESS, REVENUE, DATA, GOODWILL OR ANTICIPATED SAVINGS.

THE MAXIMUM LIABILITY (THIS LIMITATION SHALL NOT APPLY TO LIABILITY FOR PERSONAL INJURY TO THE EXTENT APPLICABLE LAW PROHIBITS SUCH A LIMITATION) OF HUAWEI TECHNOLOGIES CO., LTD. ARISING FROM THE USE OF THE PRODUCT DESCRIBED IN THIS DOCUMENT SHALL BE LIMITED TO THE AMOUNT PAID BY CUSTOMERS FOR THE PURCHASE OF THIS PRODUCT.

Import and Export Regulations

Customers shall comply with all applicable export or import laws and regulations and be responsible to obtain all necessary governmental permits and licenses in order to export, re-export or import the product mentioned in this manual including the software and technical data therein.



Manufactured under license from DTS Licensing Limited. DTS, the Symbol, & DTS and the Symbol together are registered trademarks & DTS Envelo | Headphone is a trademark of DTS, Inc. Product includes software.

Model: G510-0100