

HUAWEI

MediaPad 10 Link

Quick Start



HUAWEI

1 For More Help

Welcome to the bright new world of HUAWEI MediaPad 10 Link (HUAWEI MediaPad for short).

For more help, go to <http://www.huaweidevice.com> to download the **User Guide**.

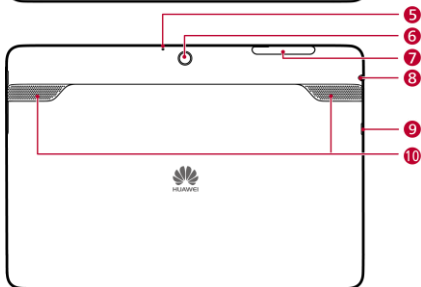
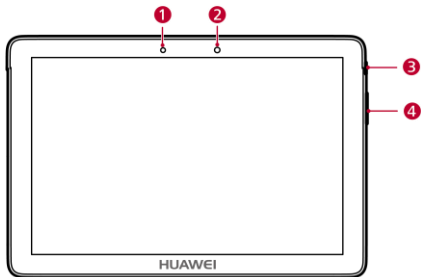
To find the **User Guide** of your tablet quickly, enter HUAWEI MediaPad 10 Link in the webpage search box.

Please visit www.huaweidevice.com/worldwide/support/hotline for recently updated hotline and email address in your country or region.



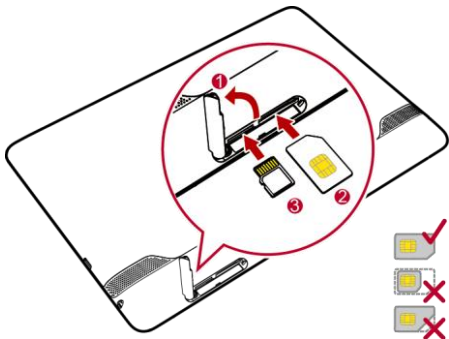
The figures in this guide are provided for your reference only.
The appearance and display features may vary slightly depending on the actual product version.

2 HUAWEI MediaPad at a Glance



- | | | | |
|---|--|----|---|
| 1 | Light sensor | 2 | Front camera |
| 3 | Power key | 4 | Volume keys |
| 5 | Microphone | 6 | Rear camera |
| 7 | Card slot | 8 | Composite headphone/audio-input jack |
| 9 | Micro-USB Port (with the charging function) | 10 | Speaker |

3 Installing the SIM and microSD Cards



1. Open the SIM and microSD card slot cover.
2. Insert the SIM card with its gold contacts facing up, as indicated in the preceding figure. Push the card inward until it clicks into place.



HUAWEI MediaPad is only compatible with standard SIM cards, whose dimensions are 0.76 mm x 15 mm x 25 mm. Inserting a SIM card with other dimensions will damage your HUAWEI MediaPad.

3. Insert the microSD card with its gold contacts facing up, as indicated in the preceding figure. Push the card inward until it clicks into place.
4. Replace the card slot cover.



Do not remove the card slot cover from the tablet.

4 Powering On or Off

Powering On

Press and hold the power key until HUAWEI MediaPad vibrates.



If HUAWEI MediaPad has not been used for a long time or the battery level is low, you may not be able to power it on immediately after you start charging the battery. Allow the battery to charge for a few minutes before attempting to use it.


Powering Off

Press and hold the power key until a dialog box is displayed. Then follow the onscreen instructions to power off HUAWEI MediaPad.

5 Locking the Screen

- ✔ When your HUAWEI MediaPad is turned on, press the Power button to lock the screen.
- ✔ If your HUAWEI MediaPad is idle for a preset period of time, the screen will lock automatically.

6 Unlocking the Screen

1. Press the Power button to wake up the screen.
2. Drag the lock icon to the  icon on the right.

7 Gestures

The following simple finger gestures make it easy to use your HUAWEI MediaPad.



Touch: Touch an item to select or open it.



Double-click: Touch the screen twice consecutively to zoom in.



Touch and hold: Touch and hold the screen to display an options menu.



Flick: Flick up or down to scroll up or down. Flick left or right to switch between screens.



Drag: Touch and hold an item to drag it to another position.



Pinch: Pinch two fingers together or apart to zoom in or out. You can use this gesture when browsing photos and web pages.

8 Warnings and Precautions

This section contains important information about the operation of your device. It also contains information about how to use the device safely. Read this information carefully before using your device.

Basic Requirements

- ✔ During storage, transportation, and operation of the device, keep it dry and prevent it from colliding with other objects.
- ✔ Do not dismantle the device. In case of any fault, contact an authorized service center for assistance or repair.
- ✔ Without authorization, no organization or individual can change the mechanical, safety, or performance design of the device.
- ✔ When using the device, observe all applicable laws and regulations and respect the legal rights of other people.

Environmental Requirements for Using the Device

- ✔ Keep the device far from sources of heat and fire, such as a heater or a candle.
- ✔ Keep the device far from electronic appliances that generate strong magnetic or electric fields, such as a microwave oven or a refrigerator.
- ✔ Place the device on a stable surface.
- ✔ Place the device in a cool and well-ventilated indoor area. Do not expose the device to direct sunlight.
- ✔ Keep the ambient temperature between 0°C and 35°C while the device is being charged. Keep the ambient temperature between 0°C to 35°C for using the device powered by a battery.
- ✔ Do not place any object (such as a candle or a water container) on the device. If any foreign object or liquid enters the device, stop using the device immediately, power it off, remove all the cables connected to it, and then contact an authorized service center.
- ✔ During thunderstorms, power off the device, and then remove all the cables connected to it to prevent it from getting damaged due to lightning strikes.

Traffic Security

Observe local laws and regulations while using the device. In addition, if using the device while driving a vehicle, comply with the following guidelines:

- ✔ Concentrate on driving. Your first responsibility is to drive safely.
- ✔ RF signals may affect electronic systems of motor vehicles. For more information, consult the vehicle manufacturer.
- ✔ In a motor vehicle, do not place the device over the air bag or in the air bag deployment area. Otherwise, the device may hurt you owing to the strong force when the air bag inflates.
- ✔ Do not use your device while flying in an aircraft. Power off your device before boarding an aircraft. Using wireless devices in an aircraft may cause danger to the operation of the aircraft and disrupt the wireless telephone network. It may also be considered illegal.

Precautions for Using Wireless Devices

- ✔ The device complies with the RF specifications when the device is used in portable exposure conditions or at a distance of 1.5 cm from your body.
- ✔ Do not use the device where using wireless devices is prohibited or may cause interference or danger.
- ✔ The radio waves generated by the device may interfere with the operation of electronic medical devices. If you are using any electrical medical device, contact its manufacturer for the restrictions on the use of the device.
- ✔ Do not take the device into operating rooms, intensive care units (ICUs), or coronary care units (CCUs).

Areas with Inflammables and Explosives

- ✔ Do not use the device where inflammables or explosives are stored, for example, in a gas station, oil depot, or chemical plant. Otherwise, explosions or fires may occur. In addition, follow the instructions indicated in text or symbols.
- ✔ Do not store or transport the device in the same box as inflammable liquids, gases, or explosives.

Accessory Requirements

- ✔ Use only the accessories supplied or authorized by the device manufacturer. Otherwise, the performance of the device may get affected, the warranty for the device or the laws and regulations related to telecommunications terminals may become null and void, or an injury may occur.
- ✔ Do not use the power adapter if its cable is damaged. Otherwise, electric shocks or fires may occur.
- ✔ Ensure that the power adapter meets the specifications indicated on the device nameplate.
- ✔ Ensure that the power adapter meets the requirements of Clause 2.5 in IEC60950-1/EN60950-1 and it is tested and approved according to national or local standards.
- ✔ For pluggable device, the socket-outlet shall be installed near the device and shall be easily accessible.

Battery and Charger

- ✔ Unplug the charger from the electrical plug and the device when not in use.
- ✔ If the power cable is damaged (for example, the cord is exposed or broken), or the plug loosens, stop using the cable at once. Otherwise, it may lead to an electric shock, a short circuit of the charger, or a fire.
- ✔ Use the AC power supply defined in the specifications of the charger. An improper power voltage may cause a fire or a malfunction of the charger.



CAUTION - RISK OF EXPLOSION IF BATTERY IS REPLACED BY AN INCORRECT TYPE. DISPOSE OF USED BATTERIES ACCORDING TO THE INSTRUCTIONS.

Prevention of Hearing Damage

Using a headset at high volume can damage your hearing. To reduce the risk of damage to hearing, lower the headset volume to a safe and comfortable level.

To prevent possible hearing damage, do not listen at high volume levels for long periods.



Safety of Children

Keep the device and its accessories out of the reach of children. Otherwise, they may damage the device and its accessories by mistake, or they may swallow the small components of the device, causing suffocation or other dangerous situations.

Maintenance

- ✔ If the device is not used for a long time, power it off, and then remove all the cables connected to it.
- ✔ If any exception occurs, for example, if the device emits any smoke or unusual sound or smell, stop using the device immediately, power it off, remove all the cables connected to it, and then contact an authorized service center.
- ✔ If the device screen is broken by colliding with hard objects, do not touch or try to remove the broken part. In this case, stop using the device immediately, and then contact an authorized service center in time.
- ✔ Do not trample, pull, or overbend any cable. Otherwise, the cable may get damaged, causing malfunction of the device.
- ✔ Before cleaning the device, stop using it, power it off, and then remove all the cables connected to it.
- ✔ Use a clean, soft, and dry cloth to clean the device shell. Do not use any cleaning agent or spray to clean the device shell.

Certification Information (SAR)

This device meets guidelines for exposure to radio waves.

Your device is a low-power radio transmitter and receiver. As recommended by international guidelines, the device is designed not to exceed the limits for exposure to radio waves. These guidelines were developed by the independent scientific organization International Commission on Non-Ionizing Radiation Protection (ICNIRP) and include

safety measures designed to ensure safety for all users, regardless of age and health.


The Specific Absorption Rate (SAR) is the unit of measurement for the amount of radio frequency energy absorbed by the body when using a device. The SAR value is determined at the highest certified power level in laboratory conditions, but the actual SAR level of the device when being operated can be well below the value. This is because the device is designed to use the minimum power required to reach the network.

The SAR limit adopted by USA and Canada is 1.6 watts/kilogram (W/kg) averaged over one gram of tissue. The highest SAR value reported to the FCC and IC for this device type when tested for use in portable exposure conditions is 1.366 W/kg.

The SAR limit also adopted by Europe is 2.0 W/kg averaged over 10 grams of tissue. The highest SAR value for this device type when tested in portable exposure conditions is 0.306 W/kg.

Disposal and Recycling Information



 This symbol (or without a solid bar) on the device, and/or on its packaging, and on its batteries where included, indicates that the device including its electrical accessories (e.g. headset, adapter, cable) and the batteries should not be disposed of as normal household garbage. These items should not be disposed as unsorted municipal waste and should be handed over to a certified collection point for recycling or proper disposal at the end of their life.

For more detailed information about the recycling of the device or batteries, please contact your local city office, the household waste disposal service, or the retail store where you purchased it/them.

Disposal of the device and batteries if included is subject to WEEE Directive Recast (Directive 2012/19/EU) and Battery Directive (Directive 2006/66/EC). The purpose for separating WEEE and batteries from other waste is to minimize the potential environmental impacts on human health of any hazardous substances that may be present.

Reduction of Hazardous Substances

This device is compliant with the REACH Regulation [Regulation (EC) No 1907/2006] and RoHS Directive Recast (Directive 2011/65/EU). Batteries where included are compliant with Battery Directive (Directive 2006/66/EC). For more information about the REACH and RoHS compliance of the device, please visit the Web site www.huaweidevice.com/certification. You are recommended to visit the Web site regularly for up-to-date information.

EU Regulatory Conformance

Български: С настоящето Huawei Technologies Co., Ltd. декларира, че този уред съответства на основните изисквания и другите разпоредби на Директива 1999/5/EC.

Česky: Huawei Technologies Co., Ltd., tímto prohlašuje, že toto zařízení je ve shodě se základními požadavky a dalšími souvisejícími opatřeními směrnice 1999/5/EC.

Dansk: Huawei Technologies Co., Ltd. erklærer hermed at denne enhed er i overensstemmelse med de obligatoriske krav og andre relevante bestemmelser i direktiv 1999/5/EF.

Nederlands: Hierbij verklaart Huawei Technologies Co., Ltd. dat dit apparaat in overeenstemming is met de essentiële eisen en de andere relevante bepalingen van richtlijn 1999/5/EC.

English: Hereby, Huawei Technologies Co., Ltd. declares that this device is in compliance with the essential requirements and other relevant provisions of Directive 1999/5/EC.

Eesti: Käesolevaga kinnitab Huawei Technologies Co., Ltd., et see seade vastab Direktiivi 1999/5/EÜ põhinõudmistele ja teistele asjakohastele määrustele.

Suomi: Huawei Technologies Co., Ltd. vakuuttaa täten, että tämä laite on yhdenmukainen direktiivin 1999/5/EY olennaisten vaatimusten ja direktiivin muiden asiaankuuluvien lausumien kanssa.

Français (Européen) : Le fabricant déclare que ce produit est conforme aux exigences essentielles et aux autres dispositions pertinentes de la directive 1999/5/CE.

Deutsch: Huawei Technologies Co., Ltd. erklärt hiermit, dass dieses Produkt die erforderlichen Bestimmungen und andere relevante Verordnungen der Richtlinie 1999/5/EG einhält.

Ελληνικά: Δια της παρούσης η Huawei Technologies Co., Ltd. δηλώνει ότι αυτή η συσκευή συμμορφώνεται με τις βασικές απαιτήσεις και άλλες σχετικές διατάξεις της οδηγίας 1999/5/Ε.Κ.

Magyar: Jelen nyilatkozaton keresztül a Huawei Technologies Co., Ltd. kijelenti, hogy a készülék megfelel az EC/5/1999 Irányelv összes lényeges követelményének és vonatkozó előírásának.

Gaeilge: Fograíonn Huawei Technologies Co., Ltd leis seo go bhfuil an fheiste seo i gcomhlíonadh leis na fíor-riachtanais agus na forálacha eile maidir le Treoir 1999/5/AE.

Italiano: Col presente documento, Huawei Technologies Co., Ltd. dichiara che questo dispositivo è conforme ai requisiti essenziali e alle altre disposizioni applicabili della Direttiva 1999/5/CE.

Latviski: Ar šo Huawei Technologies Co., Ltd. paziņo, ka šī ierīce atbilst Direktīvas 1999/5/EC pamatprasībām un piemērojamajiem nosacījumiem.

Lietuviškai: Šiuo Huawei Technologies Co., Ltd. praneša, kad šis įtaisas atitinka Direktyvos 1999/5/EC pagrindinius reikalavimus ir taikomas sąlygas.

Malti: Hawnhekk, Huawei Technologies Co., Ltd. tiddikjara li dan it-tagħmir hu konformi mal-ftiġġijiet essenzjali u provvedimenti rilevanti oħrajn ta' Direttiva 1999/5/KE.

Polski: Wymieniona w tym dokumencie firma Huawei Technologies Co., Ltd. deklaruje, że niniejsze urządzenie spełnia zasadnicze wymagania w zakresie zgodności oraz inne odnośnie postanowienia Dyrektywy 1999/5/EC.

Português (Europeu) : Deste modo, a Huawei Technologies Co., Ltd. declara que este dispositivo está em conformidade com os requisitos essenciais e outras provisões relevantes da Directiva 1999/5/CE.

Română: Prin prezenta Huawei Technologies Co., Ltd. declară că acest dispozitiv este conform cu cerințele esențiale și alte prevederi relevante ale directivei 1999/5/CE.

Slovenčina: Huawei Technologies Co., Ltd. týmto vyhlasuje, že zariadenie je v súlade so základnými požiadavkami a inými relevantnými predpismi Smernice 1999/5/ES.

Slovenščina: Huawei Technologies Co., Ltd. izjavlja, da je ta naprava v skladu z bistvenimi zahtevami in drugimi ustreznimi določbami Direktive 1999/5/ES.

Español (Europeo) : Con el presente documento, Huawei Technologies Co., Ltd. declara que este dispositivo cumple con los requisitos esenciales y con las demás disposiciones correspondientes de la Directiva 1999/5/CE.

Svenska: Huawei Technologies Co., Ltd. förklarar härmed att denna produkt överensstämmer med de grundläggande kraven och andra relevanta föreskrifter i direktiv 1999/5/EG.

For the declaration of conformity, visit the Web site www.huaweidevice.com/certification.

CE 0979

Notice: Observe the national local regulations in the location where the device is to be used. This device may be restricted for use in some or all member states of the European Union (EU).

Notice: This device may be operated in all member states of the EU.

Norway: This subsection does not apply for the geographical area within a radius of 20 km from the centre of Ny-Ålesund.

Federal Communications Commission (FCC) Statement

This device complies with part 15 of the FCC Rules. Operation is subject to the following two conditions: (1) This device may not cause harmful interference, and (2) this device must accept any interference received, including interference that may cause undesired operation.

Note: This equipment has been tested and found to comply with the limits for a Class B digital device, pursuant to part 15 of the FCC Rules. These limits are designed to provide reasonable protection against harmful interference in a residential installation. This equipment generates, uses and can radiate radio frequency energy and, if not installed and used in accordance with the instructions, may cause harmful interference to radio communications. However, there is no guarantee that interference will not occur in a particular installation. If this equipment does cause harmful interference to radio or television reception, which can be determined by turning the equipment off and on, the user is encouraged to try to correct the interference by one or more of the following measures:

- ✔ Reorient or relocate the receiving antenna.
- ✔ Increase the separation between the equipment and receiver.
- ✔ Connect the equipment into an outlet on a circuit different from that to which the receiver is connected.
- ✔ Consult the dealer or an experienced radio/TV technician for help.

Warning: Changes or modifications made to this device not expressly approved by Huawei Technologies Co., Ltd. may void the FCC authorization to operate this device.

9 Personal Information and Data Security

The use of some functions or third-party applications on your device could result in your personal information and data being lost or becoming accessible to others. Several measures are recommended to help you protect personal and confidential information.

- ✔ Place your device in a safe area to prevent it from unauthorized use.
- ✔ Set your device screen to lock and create a password or unlock pattern to open it.
- ✔ Periodically back up personal information kept on your memory card, or stored in your device memory. If you change to a different device, be sure to move or delete any personal information on your old device.
- ✔ If you are worried about viruses when you receive messages or emails from a stranger, you can delete them without opening them.
- ✔ If you use your device to browse the Internet, avoid websites that might pose a security risk to avoid theft of your personal information.
- ✔ If you use services such as Wi-Fi or Bluetooth, set passwords for these services to prevent unauthorized access. When these services are not in use, turn them off.
- ✔ Install or upgrade device security software and regularly scan for viruses.

- ✔ Be sure to obtain third-party applications from a legitimate source. Downloaded third-party applications should be scanned for viruses.
- ✔ Install security software or patches released by Huawei or third-party application providers.
- ✔ Some applications require and transmit location information. As a result, a third-party may be able to share your location information.
- ✔ Your device may provide detection and diagnostic information to third-party application providers. Third party vendors use this information to improve their products and services.
- ✔ If you have concerns about the security of your personal information and data, please contact mobile@huawei.com.

10 Legal Notice

Copyright © Huawei Technologies Co., Ltd. 2013. All rights reserved.

No part of this document may be reproduced or transmitted in any form or by any means without prior written consent of Huawei Technologies Co., Ltd. and its affiliates ("Huawei").

The product described in this manual may include copyrighted software of Huawei and possible licensors. Customers shall not in any manner reproduce, distribute, modify, decompile, disassemble, decrypt, extract, reverse engineer, lease, assign, or sublicense the said software, unless such restrictions are prohibited by applicable laws or such actions are approved by respective copyright holders.

Trademarks and Permissions



HUAWEI, **HUAWEI**, and



are trademarks or registered trademarks of Huawei Technologies Co., Ltd.

Manufactured under license from Dolby Laboratories. Dolby and the double-D symbol are trademarked of Dolby Laboratories.

Android™ is a trademark of Google Inc.

The *Bluetooth*[®] word mark and logos are registered trademarks owned by *Bluetooth SIG, Inc.* and any use of such marks by Huawei Technologies Co., Ltd. is under license.

Other trademarks, product, service and company names mentioned are the property of their respective owners.

Notice

Some features of the product and its accessories described herein rely on the software installed, capacities and settings of local network, and therefore may not be activated or may be limited by local network operators or network service providers.

Thus the descriptions herein may not match exactly the product or its accessories you purchase.

Huawei reserves the right to change or modify any information or specifications contained in this manual without prior notice and without any liability.

Third-Party Software Statement

Huawei does not own the intellectual property of the third-party software and applications that are delivered with this product. Therefore, Huawei Technologies Co., Ltd. will not provide any warranty of any kind for third-party software and applications. Neither will Huawei Technologies Co., Ltd. provide support to customers who use these third-party software and applications, nor be responsible or liable for the functions or performance of third-party software and applications.

Third-party software and applications services may be interrupted or terminated at any time, and Huawei does not guarantee the availability of any content or service. Third-party service providers provide content and services through network or transmission tools outside of the control of Huawei. To the greatest extent permitted by applicable law, it is explicitly stated that Huawei shall not compensate or be liable for services provided by third-party service providers, or the interruption or termination of third-party contents or services.

Huawei shall not be responsible for the legality, quality, or any other aspects of any software installed on this product, or for any uploaded or downloaded third-party works in any form, including but not limited to texts, images, videos, or software etc. Customers shall bear the risk for any and

all effects, including incompatibility between the software and this product, which result from installing software or uploading or downloading the third-party works.

This product is based on the open-source Android™ platform. Huawei has made necessary changes to the platform. Therefore, this product may not support all the functions that are supported by the standard Android platform or may be incompatible with third-party software. Huawei does not provide any warranty and representation in connect with any such compatability and expressly excludes all liability in connection with such matters.

DISCLAIMER

ALL CONTENTS OF THIS MANUAL ARE PROVIDED "AS IS". EXCEPT AS REQUIRED BY APPLICABLE LAWS, NO WARRANTIES OF ANY KIND, EITHER EXPRESS OR IMPLIED, INCLUDING BUT NOT LIMITED TO, THE IMPLIED WARRANTIES OF MERCHANTABILITY AND FITNESS FOR A PARTICULAR PURPOSE, ARE MADE IN RELATION TO THE ACCURACY, RELIABILITY OR CONTENTS OF THIS MANUAL.

TO THE MAXIMUM EXTENT PERMITTED BY APPLICABLE LAW, IN NO EVENT SHALL HUAWEI BE LIABLE FOR ANY SPECIAL, INCIDENTAL, INDIRECT, OR CONSEQUENTIAL DAMAGES, OR LOSS OF PROFITS, BUSINESS, REVENUE, DATA, GOODWILL SAVINGS OR ANTICIPATED SAVINGS REGARDLESS OF WHETHER SUCH LOSSES ARE FORSEEABLE OR NOT.

THE MAXIMUM LIABILITY (THIS LIMITATION SHALL NOT APPLY TO LIABILITY FOR PERSONAL INJURY TO THE EXTENT APPLICABLE LAW PROHIBITS SUCH A LIMITATION) OF HUAWEI ARISING FROM THE USE OF THE PRODUCT DESCRIBED IN THIS MANUAL SHALL BE LIMITED TO THE AMOUNT PAID BY CUSTOMERS FOR THE PURCHASE OF THIS PRODUCT.

Import and Export Regulations

Customers shall comply with all applicable export or import laws and regulations and be responsible to obtain all necessary governmental permits and licenses in order to export, re-export or import the product mentioned in this manual including the software and technical data therein.

Privacy Policy

Please refer to our privacy policy on our websites for the information about how we protect your personal information.



for Android™ Android is a trademark of Google Inc. Use of this trademark is subject to Google Permissions.