

# ***Lift Accessories***

***For Hunter Wheel Alignment Lift Racks***





## FIA Fully Integrated Alignment

Hunter lifts with FIA capabilities streamline the entire alignment process.

Direct communication between the lift and aligner automate tasks once performed by the technician manually, eliminating time-consuming trips around the vehicle and to-and-from the console.



**PATENTED**



### WinAlign® console\*

- ✓ Centralized control of entire system
- ✓ Communicates directly with lift to set tire pressure and automatically operate turnplates and slipplates
- ✓ Guides the technician through the alignment process
- ✓ Rack Track auto-adjusts electronic movable-camera sensors to match lift height\*



***Cameras capture measurements automatically once the fourth target is installed***

**PATENTED**



### Lift console

- ✓ Raising the vehicle triggers the sensors to look for wheel targets\*
- ✓ Controls PowerSlide® and Inflation Station settings on the lift console



***Optional AlignLights sytem turns on automatically at alignment height***

**PATENTED**



### PowerSlide® system

- ✓ Slipplates and turnplates automatically lock and unlock at appropriate times\*
- ✓ Turnplate bridges automatically raise and lower at appropriate times\*
- ✓ No more struggles with lock pins




***Auto-locking turnplates and slipplates save trips around the vehicle***

**PATENTED**



### Inflation Station

- ✓ Automatically inflates all four tires simultaneously
- ✓ Records starting and final pressure\*
- ✓ Hose recoils to keep work area clear



***Software tracks before and after tire pressures for the customer's printout\****

\*Requires WA400 or WA300 series alignment console and FIA-equipped lift.





The PowerSlide® system secures and releases slipplates and turnplates with one touch.

With the PowerSlide system, technicians no longer have to make multiple trips around the vehicle or struggle to remove and replace lock pins during an alignment.

**PATENTED**



### PowerSlide Turnplates

See page 7 for PowerSlide turnplate options.



### PowerSlide Slipplates



### RX Lift PowerSlide control



### Four-Post Lift PowerSlide control

PowerSlide saves time operating as a stand-alone system, but operates most efficiently when connected to an aligner through FIA.

- ✓ Conveniently located on the lift console
- ✓ Locks and unlocks slipplates and turnplates with the touch of a button
- ✓ Automatically locks when lift is lowered\*

### RX PowerSlide/FIA upgrade – 20-2583-1

Upgrades standard RX-10, RX12A or RX-16 lift with PowerSlide capability and FIA connectivity

*PowerSlide turnplates not included.*

### Four-Post PowerSlide upgrade – 20-2586-1

Upgrades standard L451 or L454 lift with PowerSlide capability

*FIA connectivity and PowerSlide turnplates not included.*



The Inflation Station system inflates all four tires to a pre-selected pressure simultaneously - while you raise the lift or do other tasks! Saves steps and save time!



**RX Lift Inflation Station  
control panel**



**Four-Post Lift  
Inflation Station/FIA console**

- ✓ Set tire pressure at the lift console or at the aligner\*
- ✓ Automatically inflate all four tires simultaneously
- ✓ Record starting and final pressure\*\*

Integrated inflation hoses, located at each wheel position, retract when not in use to keep the work area clear.

Inflation Station saves time operating as a stand-alone system, but operates most efficiently when connected to an aligner through FIA.

## **RX Inflation Station upgrade – 20-2584-1**

Upgrades a PowerSlide-equipped RX-10 lift with Inflation Station

## **RX Inflation Station/PowerSlide/FIA upgrade – 20-2585-1**

Upgrades standard RX-10, RX12A or RX-16 lift with Inflation Station, PowerSlide capability and FIA connectivity

*PowerSlide turnplates not included.*

## **Four-Post Inflation Station/FIA upgrade – 20-2587-1**

Upgrades a PowerSlide-equipped L451 or L454 lift with Inflation Station and FIA connectivity

## **Four-Post Inflation Station/PowerSlide/FIA upgrade – 20-2588-1**

Upgrades standard L451 or L454 lift with Inflation Station, PowerSlide capability and FIA connectivity

*PowerSlide turnplates not included.*

## AlignLights

The AlignLights system provides a safe and efficient light source underneath the vehicle without additional electrical cords.

The lights automatically switch on when the lift is raised and off when the lift is lowered.

- ✓ For all old-style RX consoles (power unit exposed) – **20-2013-1**
- ✓ For RX Inflation Station and other new-style lift consoles – **20-2173-1**
- ✓ For L451 and L454 lifts – **20-2993-1**

*AlignLights is an ALI listed accessory for all lift models.*




**AlignLights is available for most Hunter alignment lifts as an installed option or can be retrofitted to most previously installed lifts.**

## Swing Air Jacks

### Hunter Swing Air Jacks provide reliable, full-pneumatic operation

Proven over decades of use, air-operated cylinders raise telescoping arms to contact either the suspension or frame. Four models provide jacking capability for all Hunter alignment lifts. Swing air jacks are engineered to handle a wide variety of vehicles and provide easy, low-maintenance service.



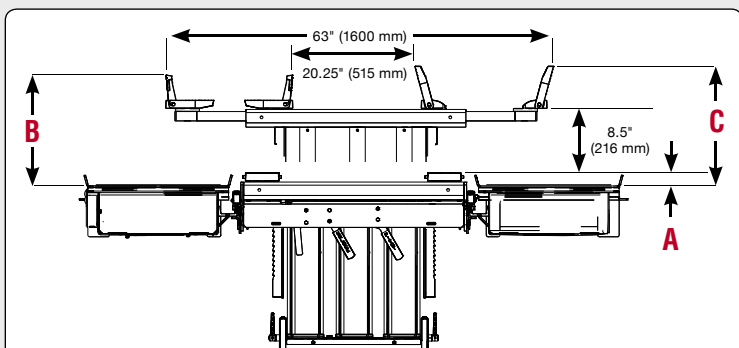
**Swing air jacks combine low drive-on height with high lifting capacity.**



**L45x**

**RX**

<b>A Clearance</b>	<b>1.5 in.</b>	<b>1.5 in.</b>
<b>B Max. Low Flip</b>	<b>16 in.</b>	<b>16 in.</b>
<b>C Max. High Flip</b>	<b>18 in.</b>	<b>18 in.</b>







### 9,000-lb. Capacity, Triple Composite Cylinder Jack – 133-84-1


Ideal for use with RX16, L451 and L454 lift models.



### 6,000-lb. Capacity, Dual Composite Cylinder Jack – 133-85-1

Ideal for use with RX-10 and RX12A lift models.

## Turnplates



### PowerSlide® Turnplates

PowerSlide® turnplates eliminate the hassle of removing and replacing lock pins during an alignment. Integrated bridges lower and raise as plates are locked. PowerSlide turnplates are an optional feature that may be added later to qualified RX and Four-Post series lifts.

- ✓ PowerSlide turnplates with automatic bridges - **20-2076-1**  
*Used with camera-based alignment sensors.*
- ✓ PowerSlide turnplates without automatic bridges – **20-2075-1**  
*Used with conventional alignment sensors.*



### Stainless Steel Turnplates

Resists corrosion and maintains free movement during the alignment procedure. Stainless steel construction for long, trouble-free life. No pointer.

#### Stainless Steel:

- ✓ Set of two stainless steel turnplates for 1.5" or 50 mm turnplate pockets – **20-2532-1** (includes guide strips)

#### Stainless Steel, Low Friction:

- ✓ Set of two stainless steel turnplates for 50 mm turnplate pockets – **20-2533-1** (includes guide strips)



### Electronic Turnplates†

Ideal for integrating advanced alignment angle measurements. Cast aluminum design with a powder-coated paint finish. 50 mm high.

- ✓ Set of two electronic turnplates and cables to connect turnplates to wireless sensors – **20-1487-1**
- ✓ Set of two electronic turnplates, cables and board to connect turnplates to rack wiring kit – **20-1477-1**



### Electronic Wiring Cables – 20-1386-1

Set of two cables to connect turnplates to wireless sensors. Use this part number when ordering cables only.



### Painted Turnplates – 20-2531-1

Set of two turnplates for 1.5" or 50 mm turnplate pockets. Steel construction with a powder-coated paint finish. No pointer.

† See Form 4599-T for more details on electronic turnplate applications.





### Turning Angle Gauge – 25-18-1

Turnplate with pointer and scale for 1.5" turnplate pocket. Steel construction with a powder-coated paint finish (two required).



### Filler Plates

Fills turnplate pockets when turnplates are not used. 19.5" wide.

- ✓ For 1.5" pockets – **20-2396-1** (two included)
- ✓ For 50 mm pockets – **20-2395-1** (two included)




### Turnplate Bridge

Eases rolling compensation when rack is used with camera-based alignment sensors.

- ✓ Universal Bridge for 50 mm and 1.5" turnplate pockets – **20-2307-1**

## Drive-Thru Kits



### Drive-Thru Kits

- ✓ RX10, RX12A and RX16 drive-thru kit for camera sensors – **20-2498-1**  
*Adds 52" to overall length.*
- ✓ RX10, RX12A and RX16 drive-thru kit for conventional sensors – **20-2501-1**  
*Adds 63" to overall length.*
- ✓ L451 and L454 drive-thru kit – **20-2682-1**  
*Adds 38" to overall length.*

## Ramps & extensions

High-floor-slope conditions and low-ground-clearance vehicles occasionally require additional approach ramp length. Several options are available.

### Stage 2 RX Approach Ramp Extensions

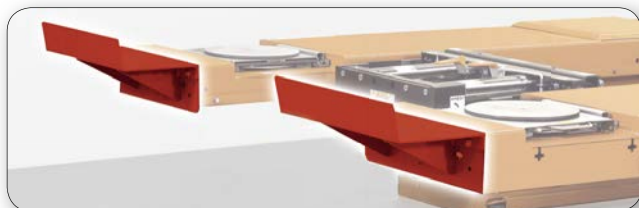


- ✓ RX ramp extension kit – **20-3113-1** (two included)  
*Adds 17.75" to the length of RX9, RX10 and RX16; or 5" to RX-12 and RX12A when substituted for 20-3112-1. Standard on RXDC.*
- ✓ RX ramp extension kit – **20-3112-1** (two included)  
*12" extensions for RX10, RX12 and RX16. Standard on RX-12 and RX12A.*



### Stage 2 Four-Post Ramp Extension Kit (Suitable for L451 and L454 models)

- ✓ Four-post ramp extensions – **20-1365-1**  
*Adds 17.5" to the length of ramps.*
- ✓ Four-post ramp extensions – **20-2033-1**  
*Adds 40" to the length of ramps.*




### RX10 Long Wheel Stops – 20-2497-1

*For use with conventional sensors and low spoilers.  
Adds approximately 12" in length.*



- ✓ RX ramp extension – **20-2169-1**  
(includes quick-release pins) – *Adds 40" to length of RX9, RX10, and RX16; adds 27.25" to RX-12 and RX12A, or 22.25" to RX-12-PS/IS.*
- ✓ RX ramp extension – **20-2189-1**  
(includes quick-release pins) – *Adds 50" to length of RX9, RX10, and RX16; adds 37.25" to RX-12 and RX12A, or 32.25" to RX-12-PS/IS.*



### Flush-Mount Conversion Kits

Converts surface-mount installations to flush-mount installations, using current site requirements.

- ✓ For RX-9 and RX-12 PowerSlide® or Inflation Station models including RXDC and RX40 – **20-2103-1**
- ✓ For all other RX-9 and RX-12 models **20-2102-1**
- ✓ For RX10, RX12A and RX16 models **20-2736-1**

## Additional lift accessories



### Pit Hose Reel Cover Plate – 51-2308-1

Cover plate for Inflation Station lifts to trim around flush-mount cut-outs (four required).




### Front-Mount Power Unit Bracket

Moves power unit mounting to front of four-post column for bays with very little space.

✓ **L44X – 20-2391-1**

✓ **L45X – 20-3072-1**




### L421 Runway Extension Kit – 20-1587-1

Extends maximum general service wheelbase to 226.5" and maximum two-wheel alignment wheelbase to 210.5". Includes two 19.5" filler plates.



### Work Step – 51-1696-1

Work step makes custom steer or underhood shim work easier. Can be used with RX, L45X, L42X, L44X, RM, PN and RMHD models.



### Center Lift Jack Adaptor

**20-2853-1** (6,000 lb) **20-2854-1** (9,000 lb)

Ideal accessory for lifting from the differential or subframe on many vehicles. Includes storage bracket.



### Jack Riser Kit (Set of two) – 20-2801-1

Extends the reach of the jack to make lifting high- ground-clearance and long-wheelbase vehicles easier. Adds 4.5" to overall jack lift height.



## Additional lift accessories




### Jack Pad – 64-50-2

Rubber pads cover jack lifting points to prevent damage to the underside of the vehicle (two required).



### Wheel Chock – 22-525-2

Prevents vehicle from rolling once on the lift. Two chocks are included standard in any new lift purchase.





### Storage Bracket Kit 20-2528-1

Provides storage for wheel adaptors on console, lift or HawkEye Elite® sensor column. Simply bolts on to clip-on work step holes, no drilling required. Includes four brackets.



### Hook – 216-83-1

Suitable for brake pedal depressor.



Be sure to check out other Hunter literature for more quality products from Hunter Engineering.



0315QAP3M.86

**HUNTER**  
Engineering Company  
[www.hunter.com](http://www.hunter.com)