

BL500 Series Brake Lathe

Variable and Single Speed Combination Lathes

***Change from
servicing
rotors to drums
in seconds!***



HUNTER
Engineering Company

Key features at a glance

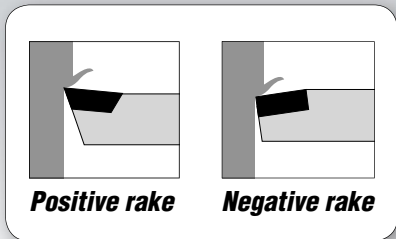
PATENTED

Digi-Cal Option



- ✓ Instantly measures drum or rotor dimensions
- ✓ Helps technicians quickly determine total indicated runoff

Choice of Lathe Tooling




- ✓ Includes positive rake tooling
- ✓ Durable negative rake tooling available as an option

Adjustable Feed Rate



- ✓ Dial fast for rapid removal or slow for final surface finish
- ✓ One-cut pass capable



Self-Aligning Nut Option*



- ✓ Speeds setup
- ✓ Prevents overtightening and mounting errors

Disc/Drum Co



- ✓ Eliminates po
- ✓ "crashing" of
- ✓ Warning indic

* Option depending on selected model.



BL505 shown with optional features

EXCLUSIVE

Adjustable Spindle Speeds



- ✓ Provides correct speed for all size workpieces
- ✓ No tools required

Twin Work Lamps



- ✓ Adjustable lamps illuminate both sides of workpiece
- ✓ Includes built-in deflector shield

Control Lockout



potential machine operation reminder

Clamp Screw



- ✓ Allows quick setup change from rotors to drums

Built-in Tool Tray




- ✓ Keeps tools within easy reach

Quick setup speeds brake servicing

EXCLUSIVE

Change from rotors to drums in seconds!



Change from rotors to drums...



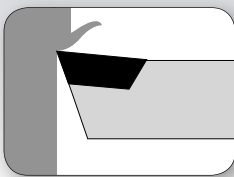
... by loosening clamp screw, removing rotor setup, rotating twin cutter...



... set up drum service assembly and extend drum boring bar. Fastest in industry!

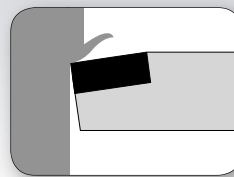


Choose the brake lathe tooling to suit your needs



Positive rake (standard)

- ✓ Provides faster cutting and reduced chatter
- ✓ Features 3 cutting tips



Negative rake (optional)

- ✓ More durable and longer life
- ✓ Features 6 cutting tips

EXCLUSIVE

Spindle speed adjustment made simple

- ✓ Quickly adjustable between three working speeds
- ✓ No tools necessary
- ✓ Easy to access
- ✓ Protective housing keeps motor safe from metal chips and debris




PATENTED

Digi-Cal instantly measures workpiece dimensions

- ✓ Quickly determines if workpiece should be discarded prior to machining
- ✓ Enables tech to quickly determine total indicated runout
- ✓ Eliminates manual calculation errors
- ✓ Displays measurements in inches or millimeters
- ✓ Determines depth of cut quicker and more accurately than “slip collar” method
- ✓ Helps technicians perform one-cut service with confidence
- ✓ No handheld tools required



Measures rotor thickness



Digi-Cal helps the technician determine the amount of material to remove for a one-cut resurfacing operation.



Measures drum diameter

Quick calibration for greater accuracy

- ✓ Easy to perform
- ✓ Calibrate drum and rotor procedures in seconds
- ✓ Prevents accidental removal of excess material




Calibrates diameter



Calibrates thickness

Heavy-duty bench option* makes brake service fast and easy

- ✓ Heavy gauge, all-steel construction gives extra stability
- ✓ Rear backboard stores frequently-used adaptors within easy reach
- ✓ Large chip collection funnel keeps debris off the floor
- ✓ Optional dust containment system** protects air quality and keeps work area clean



Bench includes a convenient document holder for operation manual, application charts and other reference materials.

Extra storage available



Optional storage drawer (20-1236-1) allows expansion of tool and accessory storage.

BL505D-AB shown with HunterPro Level 4 Adaptor Kit, optional storage drawer and Dust Containment System.**

* Option depending on selected model

** Not compatible with 1 7/8" arbor kits

Expand the range of your vehicle applications with additional accessories from Hunter

Hunter Passenger Car and Light Truck Adaptor Kits

PATENTED



Customize your Hunter BL500 series lathe to match your service needs. Select the appropriate adaptor kit to service most rotors, drums and flywheels.

HunterPro Passenger Car Adaptor Kit

Consists of hubbed and hubless adaptors covering a whole wide range of applications fitting most passenger car rotors, drums and flywheels, including composites.



20-1665-1

HunterPro Dual QuickChuck™ Adaptor Kit

Consists of hubbed and hubless adaptors and three-jaw chuck mounting system. Covers a wide range of applications for most rotors, drums and flywheels for passenger cars, light trucks and larger light trucks.



20-2614-1

HunterPro Elite Cone Adaptor Kit

Consists of hubbed and hubless adaptors covering a wide range of applications for most passenger cars, light truck and larger light trucks, including composites.



20-2615-1

Wrenchless self-aligning nut*

- ✓ Eliminates over-torquing arbor nut
- ✓ Works as arbor spacer and nut



76-377-2



Dual QuickChuck adaptor

- ✓ Ideal for use with hubless drums
- ✓ Quick setup with unparalleled centering ability



175-423-2

NEW!

* Included standard in BL505-A and BL505-AB lathe packages.

Specifications*

Rotor

Diameter: 6" to 22"
 Maximum Width: 5-3/8"
 Maximum Thickness: 2"

Drum

Diameter: 6" to 24"
 Maximum Width: 8"

Maximum Weight on 1" arbor:

200 lbs.

Spindle Speed(s):

BL505: 85, 110, 175 rpm
 BL501: 155 rpm

Feed Rate:

BL505: .002 to .014 in/rev
 (infinitely variable)
 BL501: 0.003 in/rev.

Motor:

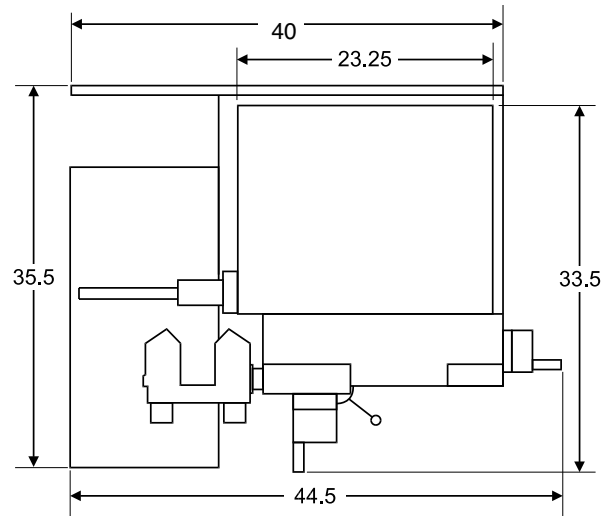
1.5 hp

Power Requirements:

115/230 V, 15/7.5 amp
 50/60 Hz, 1ph

Shipping Weight:

525 lbs. (approx.)



Because of continuing technological advancements, specifications, models and options are subject to change without notice.

Be sure to check out other Hunter literature for more quality products from Hunter Engineering.



* Some specifications may vary depending upon workpiece configurations or may require optional adaptors.

BL500 series lathe packages**

Basic Packages

BL505 – Lathe with basic adaptors

Includes combination brake lathe with standard accessory kit [20-1459-1].

BL505-B – Lathe with bench and basic adaptors

Includes combination brake lathe, bench with backboard, chip tray, storage hooks and standard accessory kit [20-1459-1].

HunterPro Packages

BL505-A – HunterPro lathe package

Package contains combination brake lathe and Standard HunterPro accessory kit [20-1690-1]. Adaptors NOT included.

BL505-AB – HunterPro lathe package with bench

Includes BL505 combination brake lathe, bench with backboard, chip tray, storage hooks and Standard HunterPro accessory kit [20-1690-1]. Adaptors NOT included.

** To order Hunter's Digi-Cal measurement option, add "D" after the model number (e.g., BL505-D).

Single speed lathes can be ordered by requesting BL501 instead of BL505.



0814SAP5M.43

HUNTER
 Engineering Company

www.hunter.com