

HARDWARE / SPECIFICATIONS / FEATURES



QC71



QC72



QC73

HARDWARE	
Power Requirements	115/230V, 15 amp*, 50/60 Hz, 1 ph †
Processor	3.06 Ghz Intel® Core™ i3
Memory	4 GB of DDR3 SDRAM
Hard Drive	120 GB Solid State Hard Drive (or greater)
DVD-RW/CD-RW Drive	Standard
Monitor Class	24" Widescreen LCD
Wireless Network Module	Yes - Standard
Operating System	Windows® 7 - 64 Bit
Compact Console with Open Printer	Standard
Printer	HP Color Printer
Wireless Remote	Standard
Power Line Filter	Standard
Drive-on Camera Compatible	Yes

PRODUCTIVITY TOOLS	
Hunter QuickCheck® Software	Standard
Vehicle Specifications (30 plus years)	Standard - 2 Years Free Updates
Real-Time Specs Delivered by Web	WebSpecs®
VIN Barcode Reader	Standard
HunterNet®	3 Years Free Access for 1 User
QC Alignment Printout	3 Available Options

*Amperage shown is minimal circuit rating.

† Isolated Ground Recommended.



SPECIFICATIONS	
Metal on Metal Contact	Non-Contact
Weight of Target	6 lbs
Profile of Target	9 in.
Installation Time	5 seconds
Wheel Assembly Range	40 in.
Rolling Compensation Style	Forward
Mobile Storage Carts	2
Camera Resolution	2,608 x 1,952 20,000,000 px
Recommened Bay Length	25 ft.

OPTIONS / ACCESSORIES

Tread Depth Tool
20-2782-1*



CodeLink® 2 w/o Pod
20-2813-1



XF-2 Pod
20-2072-1



Battery Tester
20-2781-3*



Accessory Bundle
20-2992-1



*20-2072-1 XF-2 Pod Required if kit 20-2785-1 or 20-2796-1 not purchased

Continued on Reverse



For aligner information visit:
www.hunter.com/inspection

For local contact visit:
www.hunter.com/company/findrep.cfm

For general inquiries visit:
www.hunter.com or call 800-448-6848

Because of continuing technological advancements, specifications, models and options are subject to change without notice.

Form 6765-T, 03-14b
Supersedes 6765-T, 12-13
Copyright © 2013-2015, Hunter Engineering Company

QC71 / QC72 / QC73

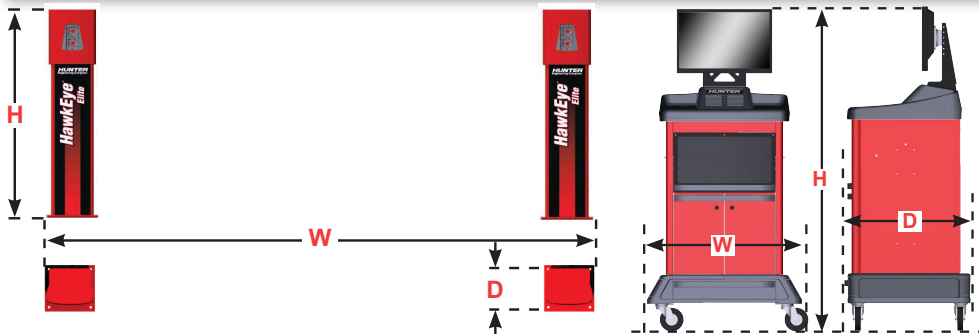
Quick Check® System

HUNTER
Engineering Company

CONSOLE CONFIGURATIONS

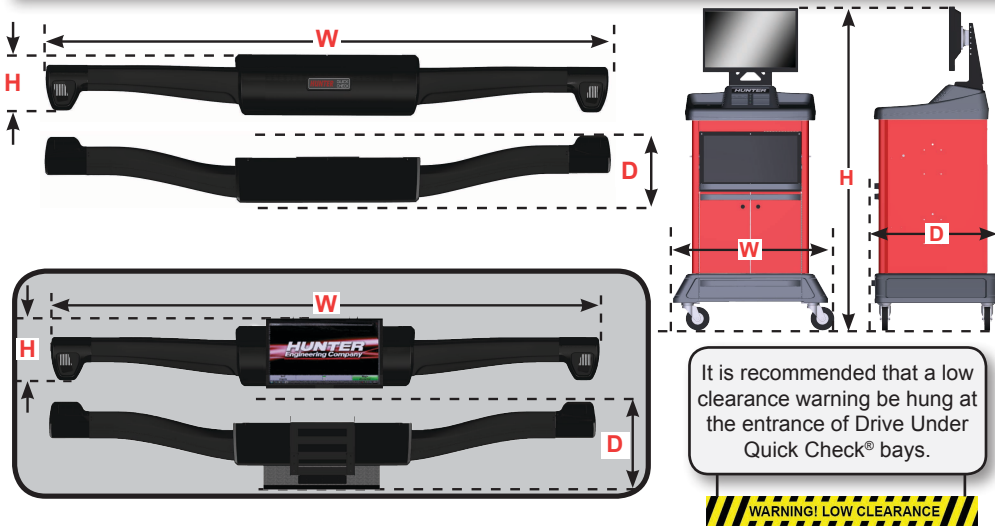
	QC71	QC71A	QC71B	QC72	QC72A	QC72B	QC73	QC73A	QC73B
Battery Tester 20-2781-3		✓	✓		✓	✓		✓	✓
Tread Depth Tool 20-2782-1		✓	✓		✓	✓		✓	✓
CodeLink 2 w/ Pod 20-2785-1		✓	✓		✓	✓		✓	✓
Brake Plates B424-01-PNT		✓			✓			✓	
Drive Thru Sensors	✓	✓	✓						
Drive Under Sensors				✓	✓	✓			
Cabinet Mount Sensors							✓	✓	✓

QC71 - DRIVE THRU DIMENSIONS



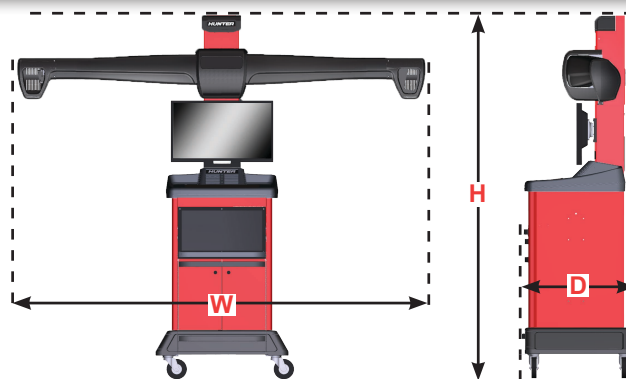
	QC Cabinet	QC71 Sensor
Width (W)	32 in. 813 mm	132 in. 3353 mm
Height (H)	65 - 68 in. 1651 - 1727 mm	50 in. 1270 mm
Depth (D)	23.5 in. 597 mm	11 in. 279 mm
Sensor Range	-	78 to 106 in. 1981 to 2692 mm
Shipping Weight	290 lbs. 132 kg	239 lbs 108 kg

QC72 - DRIVE UNDER DIMENSIONS



	QC Cabinet	QC72 Sensor
Width (W)	32 in. 813 mm	135 in. 3429 mm
Width (W) (With Monitor Kit)	32 in. 813 mm	135 in. 3429 mm
Height (H)	65 - 68 in. 1651 - 1727 mm	15 in. 381 mm
Height (H) (With Monitor Kit)	65 - 68 in. 1651 - 1727 mm	18 in. 457 mm
Depth (D)	23.5 in. 597 mm	16 in. 406 mm
Depth (D) (With Monitor Kit)	23.5 in. 597 mm	22 in. 559 mm
Sensor Range	-	119 in. 3023 mm
Shipping Weight	290 lbs 132 kg	316 lbs 143 kg

QC73 - CABINET MOUNT DIMENSIONS



	QC73
Width (W)	96 in. 2438 mm
Height (H)	82.5 in. 2096 mm
Depth (D)	23 in. 584 mm
Sensor Range	102 to 126 in. 2591 to 3200 mm
Shipping Weight	889 lbs 403 kg

Because of continuing technological advancements, specifications, models and options are subject to change without notice.