

Hardware

(Drawn to Scale)

- x 1** Low Profile Washer
- x 2** 3" Wood Screw
- x 4** Flat Washer
- x 2** 1.5" Wood Screw
- x 3** Locking Screw
- x 3** Canopy Screw
- x 1** Set Screw
- x 4** Mounting Isolator
- x 11** Screw, Blade Iron Armature
- x 16** Screw, Blade Assembly
- x 16** Blade Grommet
- x 3** Screw, Switch Housing Assembly
- x 3** Screw, Machine, 6-32
- x 1** Balancing Kit
- x 4** Wire Connector

Fan Parts

(Not Drawn to Scale)

Hanger Bracket Assembly

Blade Assembly

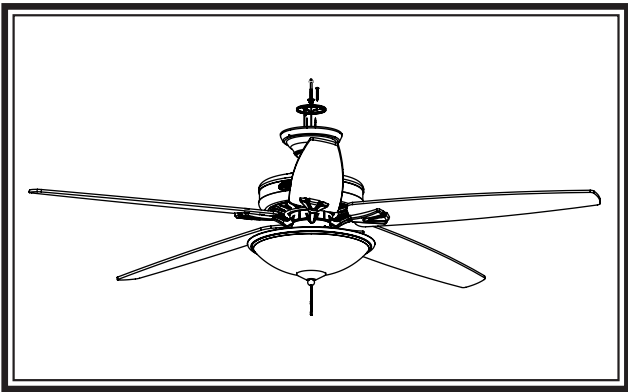
Switch Housing Assembly

PARTS GUIDE

Hunter



Using this Parts Guide, make sure all parts are included in the box. If parts are missing, DO NOT RETURN



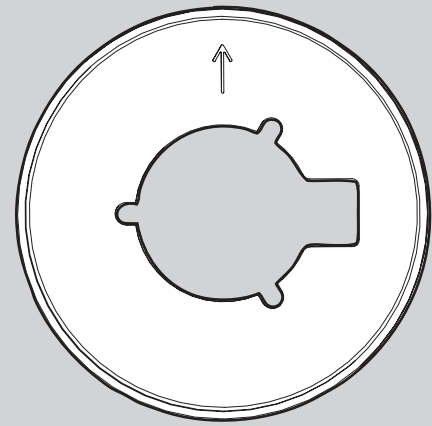
THIS ITEM TO THE STORE, call 888-830-1326 for assistance.

THIS PARTS GUIDE IS FOR REFERENCE ONLY. REFER TO THE INSTALLATION MANUAL FOR FULL ASSEMBLY INSTRUCTIONS.

| Parts List | | |
|--------------------------------|-------------|---------------------|
| | Model # | 23963 |
| | Asm. Dwg. # | 98295-01 |
| | Finish | New Bronze |
| Item Name | Qty | Part # |
| Hanging System Kit | 1 | 94945-30 |
| Ceiling Plate | | |
| Canopy | | |
| Canopy Trim Ring | | |
| Hanger Ball / Downrod Assembly | | |
| Setscrew | | |
| Low Profile Washer | | |
| Canopy Screw | | |
| Wood Screw | | |
| Flat Washer | | |
| Mounting Isolator | | |
| Screw, Low Profile | | |
| Switch Housing Assembly | 1 | 99001-30 |
| Blade Iron Set | 1 | 97276-05 |
| Blade Set | 1 | 76238-72 |
| Hardware Kit | 1 | 98295-00-860 |
| Screw, Blade Iron Armature | | |
| Blade Assembly Screw | | |
| Screw, Machine, 6-32 | | |
| Wire Connector | | |
| Screw, Switch Housing Assembly | | |
| Balancing Kit | 1 | 07570-01 |
| Pull Chain | 1 | 63756-15 |
| Pull Chain | 1 | 63756-16 |
| Bottom Cap | 1 | 73697-06 |
| Finial | 1 | 07613-02 |
| Globe/Shade | 1 | 84669-02 |
| Light bulb / Bulb | 2 | 77646-04 |
| Dummy Terminal, Female | 1 | 08200-01 |
| Dummy Terminal, Male | 1 | 08198-01 |

Materiales

(no dibujados a escala)



x 1

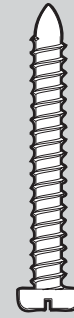
Roseta de perfil bajo

x 2




3" Tornillo, de madera

x 2




1.5" Tornillo, de madera



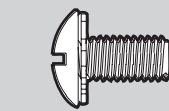
x 4

Arandela, plana



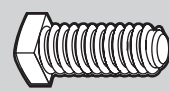
x 3

Tornillo de fijación



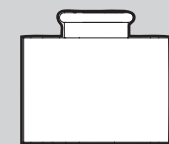
x 3

Tornillo, de campana



x 1

Tornillo prisionero



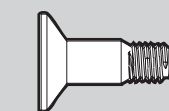
x 4

Aislador de montaje



x 11

Tornillo, de armadura de soporte de paleta



x 16

Tornillo, de conjunto de paleta



x 16

Arandela de caucho, de paleta



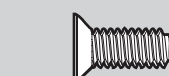
x 1

Kit de equilibrado



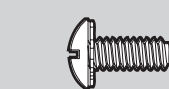
x 4

Empalme plástico



x 3

Tornillo, del conjunto de la caja del interruptor



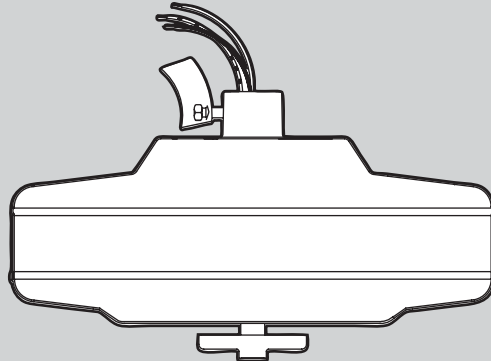
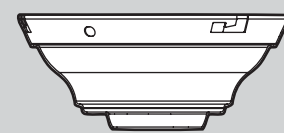
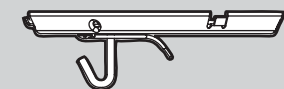
x 3

Tornillo, mecánico, 6-32

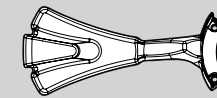
Piezas del ventilador

(no dibujadas a escala)

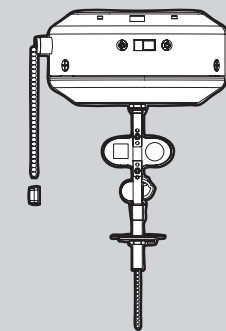
Conjunto del soporte de suspensión



de conjunto de paleta



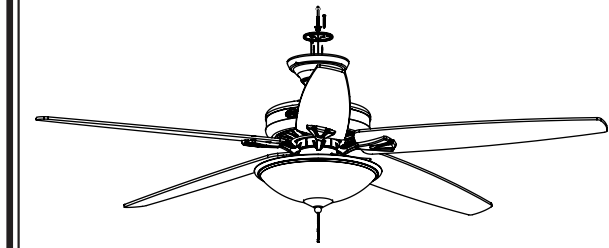
Conjunto del interruptor/ alojamiento



PARADA

Hunter

Consulte esta Guía de partes para asegurarse de que todas las partes estén incluidas en la caja.



Si falta alguna parte, NO DEVUELVA ESTE PRODUCTO A LA TIENDA. Solicite ayuda al 888-830-1326. ESTA GUÍA DE PARTES SOLAMENTE ES REFERENCIAL. CONSULTE LAS INSTRUCCIONES COMPLETAS DE ENSAMBLAJE EN EL MANUAL DE INSTALACIÓN

Lista de piezas

| Nombre del ítem | No. del modelo 23963 | |
|---|------------------------------|-----------------|
| | No. del dibujo de ensamblaje | 98295-01 |
| | Acabado | Bronce nuevo |
| | Cantidad | No. de la pieza |
| Kit del sistema de suspensión | 1 | 94945-30 |
| Placa de techo | | |
| Campana | | |
| Anillo de la moldura de campana | | |
| Bola de suspensión / Conjunto de varilla | | |
| Tornillo prisionero | | |
| Roseta de perfil bajo | | |
| Tornillo, de campana | | |
| Tornillo, de madera | | |
| Arandela, plana | | |
| Aislador de montaje | | |
| Tornillo, de roseta de perfil bajo | | |
| Conjunto del interruptor | 1 | 99001-30 |
| Juego de soporte de paletas | 1 | 97276-05 |
| Juego de paletas | 1 | 76238-72 |
| Kit de materiales | 1 | 98295-00-860 |
| Tornillo, de armadura de soporte de paleta | | |
| Tornillo, de conjunto de paleta | | |
| Tornillo, mecánico, 6-32 | | |
| Empalme plástico | | |
| Tornillo, del conjunto de la caja del interruptor | | |
| Kit de equilibrado | 1 | 07570-01 |
| Tirador de cadena | 1 | 63756-15 |
| Tirador de cadena | 1 | 63756-16 |
| Tope inferior | 1 | 73697-06 |
| Cubierta ornamental | 1 | 07613-02 |
| Globo / Pantalla | 1 | 84669-02 |
| Bombilla | 2 | 77646-04 |
| Terminal simulado, hembra | 1 | 08200-01 |
| Terminal simulado, macho | 1 | 08198-01 |