

VHF DIGITAL TRANSCEIVER

IC-F5122DD

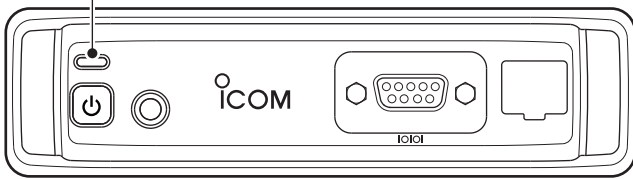
UHF DIGITAL TRANSCEIVER

IC-F6122DD

ABOUT THE STATUS INDICATOR

The Status Indicator indicates various transceiver status.

Status Indicator

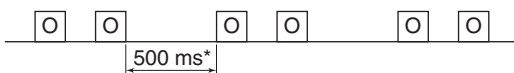


Color	Status	Description
Green	Lit	Power ON and standing by
	Blink	Receiving data
Red	Lit	Transmitting data
Orange	Blinks	A problem occurred. The cause may differ, depending on the blinking pattern. See the diagram below for details about the blinking patterns and causes.

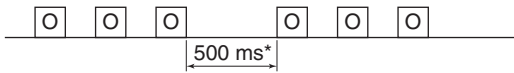
- When activating the final amplifier protection



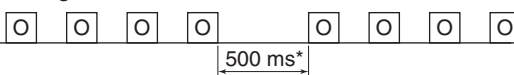
- PLL unlock



- Overvoltage



- Low voltage



*Approximately (ms: millisecond)
O=Orange

If the Status Indicator blinks orange, contact your dealer or system integrator.

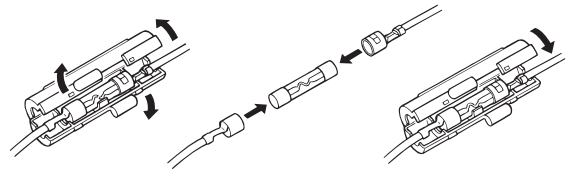
Thank you for choosing the IC-F5122DD VHF DIGITAL TRANSCEIVER or IC-F6122DD UHF DIGITAL TRANSCEIVER.

Read this maintenance note for periodic transceiver checks and simple maintenance.

FUSE REPLACEMENT

A fuse is installed in the supplied DC power cable. If a fuse blows, track down the source of the problem, repair it, and then replace the damaged fuse with a new rated one.

- Fuse rating: 10 A
USE only a 10 A fuse.



CLEANING

If the transceiver becomes dusty or dirty, wipe it clean with a soft, dry cloth.

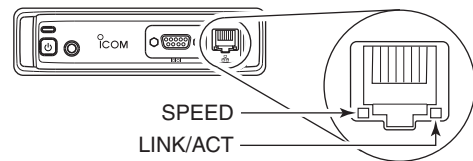


DO NOT use harsh solvents such as benzene or alcohol, as they may damage the transceiver surfaces.

ABOUT ETHERNET PORT INDICATORS

The Ethernet port indicators indicate the status of the network and data.

*The Ethernet port may not be installed, depending on the transceiver version.



	Color	Status	Description
SPEED	Orange	Not lit	Connected to 10BASE-T
		Lit	Connected to 100BASE-TX
LINK/ACT	Green	Not lit	Not connected to the network
		Lit	Connected to the network
		Blinks	Receiving and Transmitting data

Icom, Icom Inc. and the Icom logo are registered trademarks of Icom Incorporated (Japan) in Japan, the United States, the United Kingdom, Germany, France, Spain, Russia, and/or other countries.