

**User Manual of XiaoYi Sino-English version
Translating Machine**

Safety operation and support

The user manual or instruction manual for an international or uninternational product must be kept in a safe place. Operation subject to the following two conditions:
(1) This device must accept any interference received, including interference that may cause undesired operation.
(2) This device must not cause interference to other equipment.

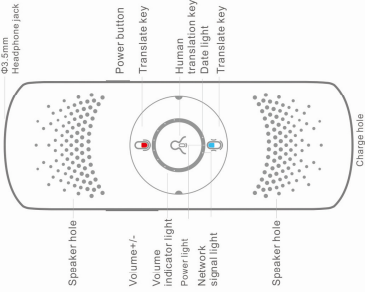
The user's manual or instruction manual for an international or uninternational product must be kept in a safe place. Operation subject to the following two conditions:
(1) This device must accept any interference received, including interference that may cause undesired operation.
(2) This device must not cause interference to other equipment.

This equipment has been tested and found to comply with the limits for a Class B digital device, pursuant to part 15 of the FCC Rules. These limits are designed to provide reasonable protection against harmful interference. This equipment generates, uses and can radiate radio frequency energy and, if not installed and used in accordance with the instructions, may cause interference to radio communications. It is not guaranteed that interference will not occur in a particular installation. If this equipment does cause interference to other equipment, you may need to take one or more of the following measures:
—Reorient or relocate the receiving antenna.
—Increase the distance between the equipment and the receiver.
—Connect the equipment into an outlet on a circuit different from that to which the interfering equipment is connected.
—Consult the dealer or an experienced radio/TV technician for help.

Important Safety Information
Warning: Do not use this product if you are under the influence of alcohol or drugs, or if you are fatigued or otherwise unable to use the product safely. Please read all the following safety instructions before using the translating machine.
Battery: The battery of the translating machine can only be charged by iFlytek or the authorized vendor. Do not privately charge the battery.

Operation: This product is made of metal and plastic. Please do not scratch or damage the surface of the translating machine. Throwing, burning, impacting and exposing electric components inside. Throwing, burning, impacting and exposing the machine, or contacting with liquid may cause damage to the machine, and the other safe service.

Maintenance: Do not disassemble the translating machine, or try to repair privately as it may cause damage to the machine and personal injury. If a problem occurs, please contact the authorized dealer for repair.



On and Off

To long press the power button over 2 seconds, the power indicator light will flash. When the power indicator light is on, the machine can be used normally. When the internet data light is on, the machine can be used normally. When the power indicator light is on, the machine can be used normally. When the internet data light is on, the machine can be used normally.

Indicator light

When the power indicator light is on, the machine is always on. When the internet data light is on, the machine is always on. When the power indicator light is on, the machine is always on. When the internet data light is on, the machine is always on.

Standby mode

When the power indicator light is on, the machine is always on. When the internet data light is on, the machine is always on. When the power indicator light is on, the machine is always on. When the internet data light is on, the machine is always on.

Diagnosis

Under some circumstances, the translating machine may not work properly. Please refer to the following table for diagnosis and troubleshooting.

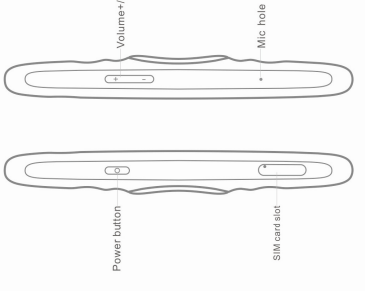
Charging: To charge the translating machine, please use the original national AC electronic input: 100-240V~50/60Hz 0.2A, output 5V/1A. Please do not use the power adapter made of other materials. Please do not use the power adapter made of other materials.

Important Processing Information

When using the plug, port or button, do not insert the plug into the port or button. When using the plug, port or button, do not insert the plug into the port or button. When using the plug, port or button, do not insert the plug into the port or button.

Volume

Do not use high volume for a long time so as to prevent hearing loss. Do not use high volume for a long time so as to prevent hearing loss. Do not use high volume for a long time so as to prevent hearing loss.



Automatic Translation

Press and hold the blue button to record the Chinese speaking English translation result is played. Press and hold the blue button to record the Chinese speaking English translation result is played. Press and hold the blue button to record the Chinese speaking English translation result is played.

Play the serial number of the machine and

When the power indicator light is on, the machine is always on. When the internet data light is on, the machine is always on. When the power indicator light is on, the machine is always on. When the internet data light is on, the machine is always on.

SOS button

When the power indicator light is on, the machine is always on. When the internet data light is on, the machine is always on. When the power indicator light is on, the machine is always on. When the internet data light is on, the machine is always on.

Troubleshooting

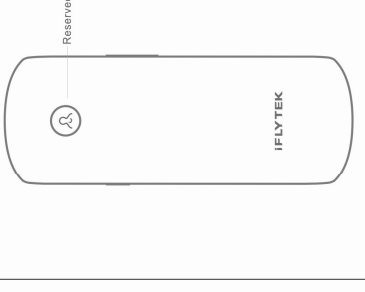
How to select clearly items of the product?
1. Turn off the machine by pressing the power off button when not in use.
2. Turn down the volume.
3. Turn down the volume.

The product cannot be turn on?
1. Check whether the battery is exhausted, and charge the product by using the power adapter.
2. Long press the power button, release it and ensure that the power indicator light works normally.
3. Open Nano SIM card slot, and check whether the Nano SIM card is properly installed.

Cannot use the translating function?
1. Ensure recording the Chinese speaking voice by long pressing the blue button.
2. Ensure recording the English speaking voice by long pressing the red button.
3. Ensure recording the English speaking voice by long pressing the red button.
4. Long press the power button to turn off the machine and long press the power button again to turn on the machine.

The output information by using the translation function is not correct?
1. Record the voice by speaking direct to the Micison according to the requirement.
2. Check whether the power cable is normally connected.

Cannot connect to WiFi signal?
1. Check whether signal strength of current WiFi meet the requirement.
2. Check whether setting settings of current WiFi APP are correct.



Turn up and turn down the volume, and mute

Turn up and turn down the volume: Press the volume down button to decrease the volume, and press the volume up button to increase the volume.

Turn on and turn off the WiFi function

Key on and turn off the WiFi function: Press the power button to turn on and turn off the WiFi function.

Restart

Restart: Press the power button + volume up button to restart the translating machine.

After Sale Service

Website: iflytek.com
Customer service email: iflytek@iflytek.com
Customer service telephone: 0561-58910386 0561-58910387
Address: This product is produced under the authorization of iFlytek Co., Ltd.



Product Parameters

Wireless network: WIFI 2.4G
USB: Micro USB 2.0 interface
Speaker: Dual speaker
Network band: WCDMA (800 / 1900M), GSM (850 / 900)

Support software

iflytek translating software APP
Please refer to the user manual for more details.

Warranty

1 year warranty

Notes

Please refer to the user manual for more details.

Disclaimer

The user manual or instruction manual for an international or uninternational product must be kept in a safe place.

Important Safety Information

Warning: Do not use this product if you are under the influence of alcohol or drugs, or if you are fatigued or otherwise unable to use the product safely.

Battery

The battery of the translating machine can only be charged by iFlytek or the authorized vendor.

Operation

Please do not scratch or damage the surface of the translating machine.

Maintenance

Do not disassemble the translating machine, or try to repair privately.

Blue tooth: BLE4.0

Wireless network: WIFI 2.4G
USB: Micro USB 2.0 interface
Speaker: Dual speaker
Network band: WCDMA (800 / 1900M), GSM (850 / 900)

Support software

iflytek translating software APP
Please refer to the user manual for more details.

Warranty

1 year warranty

Notes

Please refer to the user manual for more details.

Disclaimer

The user manual or instruction manual for an international or uninternational product must be kept in a safe place.

Important Safety Information

Warning: Do not use this product if you are under the influence of alcohol or drugs, or if you are fatigued or otherwise unable to use the product safely.

Battery

The battery of the translating machine can only be charged by iFlytek or the authorized vendor.

Operation

Please do not scratch or damage the surface of the translating machine.

Maintenance

Do not disassemble the translating machine, or try to repair privately.