

# ION





## Total PA Max

All-In-One Bluetooth Loudspeaker w/Echo



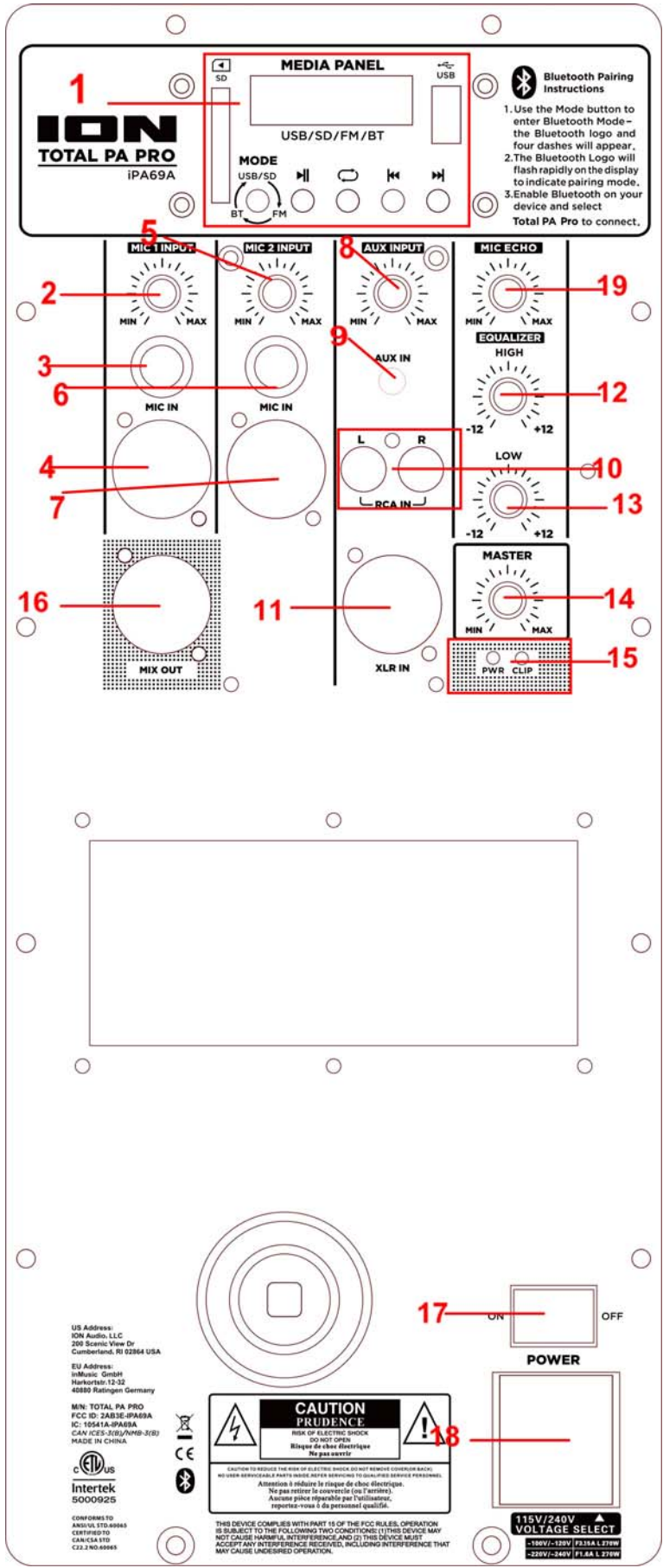
**DEAR CUSTOMER,**

In order to achieve the best performance of your product, please read this instruction manual carefully before using, and keep it for future reference.

	<b>CAUTION</b> <b>RISK OF ELECTRIC SHOCK, DO NOT OPEN</b>	
<p>Caution: To reduce the risk of electric shock do not open this device, there are not serviceable parts for customers. Please refer any maintenance or repair to qualified personnel.</p>		
	<p>This sign means the existence of dangerous voltage at the inside of the unit, which states a risk of electric shock.</p>	
	<p>This sign means that there are important instructions of operation and handling in the manual that comes with this device.</p>	

**NOTE**

This unit may be submitted to changes in specifications, characteristics and/or operation without prior notice to the user, in order to continue improving and developing its technology.



**ION**  
**TOTAL PA PRO**  
IPA69A

**MEDIA PANEL**

SD USB

USB/SD/FM/BT

**MODE**

USB/SD BT FM

**Bluetooth Pairing Instructions**

1. Use the Mode button to enter Bluetooth Mode—the Bluetooth logo and four dashes will appear.
2. The Bluetooth Logo will flash rapidly on the display to indicate pairing mode.
3. Enable Bluetooth on your device and select Total PA Pro to connect.

**MIC 1 INPUT** **MIC 2 INPUT** **AUX INPUT** **MIC ECHO**

MIN MAX MIN MAX MIN MAX MIN MAX

**MIC IN** **MIC IN** **AUX IN**

**EQUALIZER**

HIGH LOW

-12 +12 -12 +12

**RCA IN** **L** **R**

**MASTER**

MIN MAX

**MIX OUT** **XLR IN** **PWR CLIP**

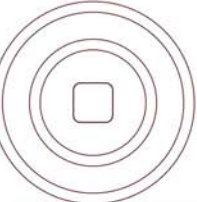
US Address:  
ION Audio, LLC  
206 scenic view Dr  
Cumberland, RI 02864 USA

EU Address:  
inMusic GmbH  
Harkortstr. 15-20  
40880 Ratingen Germany

M/N: TOTAL PA PRO  
FCC ID: 2AB3E-IPA69A  
IC: 10541A-IPA69A  
CAN ICES-3(B)/NMB-3(B)  
MADE IN CHINA



CONFORMS TO  
ANSI/UL STD 8994  
CERTIFIED TO  
CAN/CSA STD  
C22.2 NO 60945



**CAUTION PRUDENCE**

RISK OF ELECTRIC SHOCK  
DO NOT OPEN  
Risque de choc électrique  
Ne pas ouvrir

CAUTION TO REDUCE THE RISK OF ELECTRIC SHOCK, DO NOT REMOVE COVER (OR BACK). NO USER SERVICEABLE PARTS INSIDE. REFER SERVICES TO QUALIFIED SERVICE PERSONNEL.  
ATTENTION: à réduire le risque de choc électrique. Ne pas retirer la couverture (ou l'arrière). Aucune pièce réparable par l'utilisateur. Reportez-vous à un personnel qualifié.

THIS DEVICE COMPLIES WITH PART 15 OF THE FCC RULES. OPERATION IS SUBJECT TO THE FOLLOWING TWO CONDITIONS: (1) THIS DEVICE MAY NOT CAUSE HARMFUL INTERFERENCE, AND (2) THIS DEVICE MUST ACCEPT ANY INTERFERENCE RECEIVED, INCLUDING INTERFERENCE THAT MAY CAUSE UNDESIRABLE OPERATION.

**POWER**

ON OFF





**VOLTAGE SELECT**

115V/240V

100V-120V / 220V-240V

# Functions

## 1. MP3 Player

<b>MODE</b>	changing-over between USB / SD, Blue-connect, FM
	Play/Pause
	Repeat
	Last
	Next

2. Control the Volume of MIC 1 microphone input .
3. MIC1 6.35MM Jack input for microphone.
4. MIC1 XLR input for microphone input.
5. Control the Volume of MIC 2 microphone input
6. MIC2 6.35MM Jack input for microphone.
7. MIC2 XLR input for microphone input.
8. Control the Volume of line input
9. AUX input.
10. RCA connector to control Line input , RCA right channel input ; RCA left channel input
11. XLR for line input.
12. Control the volume of treble
13. Control the volume of bass
14. Master volume control
15. Power LED: when connect the power which light up.  
Clip LED: it is light up when the applied input signal reaches to distortion , reduce the input level to eliminate the distortion .
16. Mix Out, XLR Line output , to another active speaker.
17. ON/OFF Switch: Power Switch, it allows to switch on/off the unit.
18. Main supply inlet: Connect here an IEC main power cable in order to supply the unit.
19. ECHO, control the microphone echo effect.

\* **Max memory size of USB/SD device is 16G (32G may read slowly)**

\* **MP3 has memory play function and when change another USB/SD device, it still plays from last track list not the first one.**

\* **Blue-connect with your Cell phone**

Press MODE button switch to Blue-connect Mode, use your cell phone search the Bluetooth resource, when it appears Total PA connect it, then it works.

## Federal Communications Commission (FCC) Statement

This device complies with part 15 of the FCC Rules. Operation is subject to the following two conditions: (1) This device may not cause harmful interference, and (2) this device must accept any interference received, including interference that may cause undesired operation.

**Note:** This equipment has been tested and found to comply with the limits for a Class B digital device, pursuant to part 15 of the FCC Rules. These limits are designed to provide reasonable protection against harmful interference in a residential installation. This equipment generates, uses and can radiate radio frequency energy and, if not installed and used in accordance with the instructions, may cause harmful interference to radio communications. However, there is no guarantee that interference will not occur in a particular installation. If this equipment does cause harmful interference to radio or television reception, which can be determined by turning the equipment off and on, the user is encouraged to try to correct the interference by one or more of the following measures:

- Reorient or relocate the receiving antenna.
- Increase the separation between the equipment and receiver.
- Connect the equipment into an outlet on a circuit different from that to which the receiver is connected.
- Consult the dealer or an experienced radio/TV technician for help.

**Warning:** Changes or modifications made to this device not expressly approved by ION Audio, LLC may void the FCC authorization to operate this device.

**Note:** The manufacturer is not responsible for any radio or TV interference caused by unauthorized modifications to this equipment. Such modifications could void the user's authority to operate the equipment.

## IC STATEMENT

This device complies with Industry Canada's licence-exempt RSSs. Operation is subject to the following two conditions:

- (1) This device may not cause interference; and
- (2) This device must accept any interference, including interference that may cause undesired operation of the device.

Cet appareil est conforme aux CNR exemptes de licence d'Industrie Canada. Son fonctionnement est soumis aux deux conditions suivantes :

- ( 1 ) Ce dispositif ne peut causer d'interférences ; et
- ( 2 ) Ce dispositif doit accepter toute interférence , y compris les interférences qui peuvent causer un mauvais fonctionnement de l'appareil.