

Hello, and thank you for having purchased the Smart&Green KEY remote control. It will allow you to control very easily your Smart & Green lights equipped with the KAMELEON TECHNOLOGY.

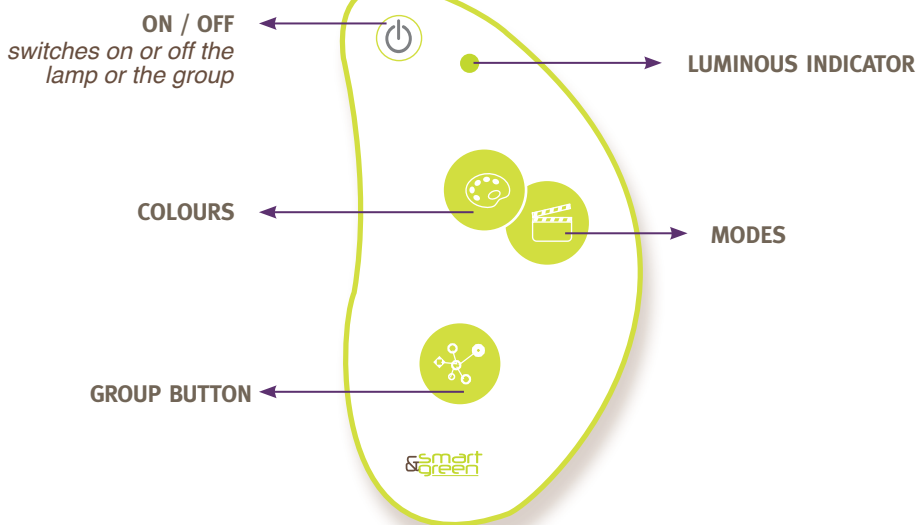
CE Hereby, IPW Europe, declares that this KEY is in compliance with the essential requirements and other relevant provisions of Directive 1999/5/EC.

CONTROL YOUR LAMPS WITH KEY

KAMELEON TECHNOLOGY

TECHNICAL DATA

FRONT PANEL



SHOCK PROOF



SPLASH PROOF



REMOTE CONTROL RANGE

IP44, the remote control can be used or forgotten under the rain.

100 meters maximum without any obstacles.



CAREFULLY READ THIS GUIDE BEFORE USING THE DEVICE AND KEEP IT HANDY FOR FUTURE USE.

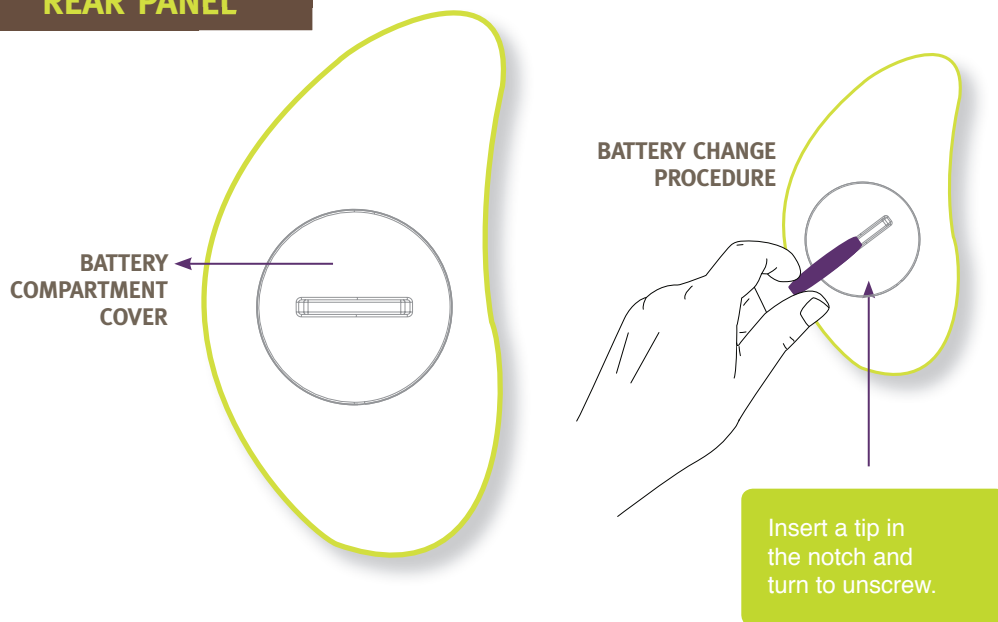
Use the remote control in conformity with the utilization precautions ; failure to do so will cancel any warranty.

- If not used for an extended period, remove the battery from the remote control
- Do not immerse it
- Do not expose it to fire
- Keep it outside the reach of young children
- Use the supplied battery reference
- Do not expose it to sunlight for a long time
- Do not try to dismount the remote control

> For any questions about the proper operation of this product, please contact the point of sale where you purchased the product.

The components of this remote control cannot be replaced ; if any part is damaged, the remote control must be discarded.

REAR PANEL



BATTERIES

- battery service life : 3 years for standard usage.
- battery type : CR 2450

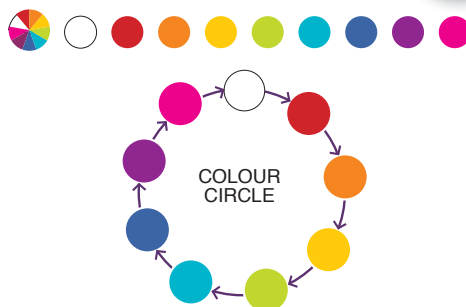



OPERATION

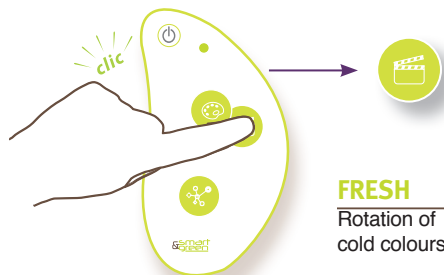
Thanks to this remote control, you will be able to apply many new functions.
Two specific functions : **THE LIGHT PART**
and **THE LAMP GROUP CONTROL PART**

THE LIGHT PART

COLOUR CONTROL : 9 PRE-RECORDED COLOURS



MODE CONTROL : 6 PRE-RECORDED MODES



LOUNGE

Rotation colour
by colour
(30 sec per colour)

PASTEL

Rotation of light colours

FRESH

Rotation of
cold colours

MODE CYCLE

LUMINOUS COLOUR INDICATOR OF SELECTED MODE

This colour flashes once
before the cycle beginsne
commence

FASHION

Rotation of
warm colours

RAINBOW

Scrolling of
all the colours

CANDLE EFFECT

Candle effect
flickering of the LEDS



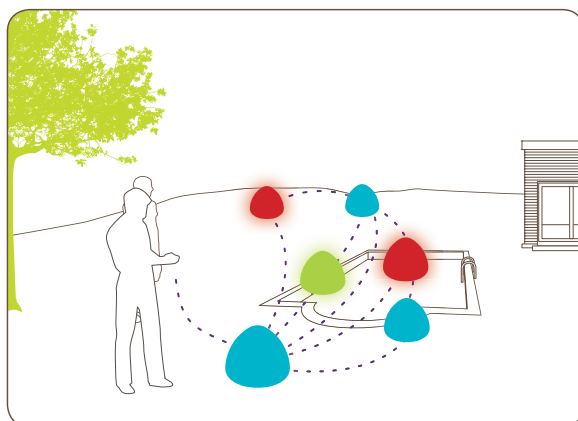
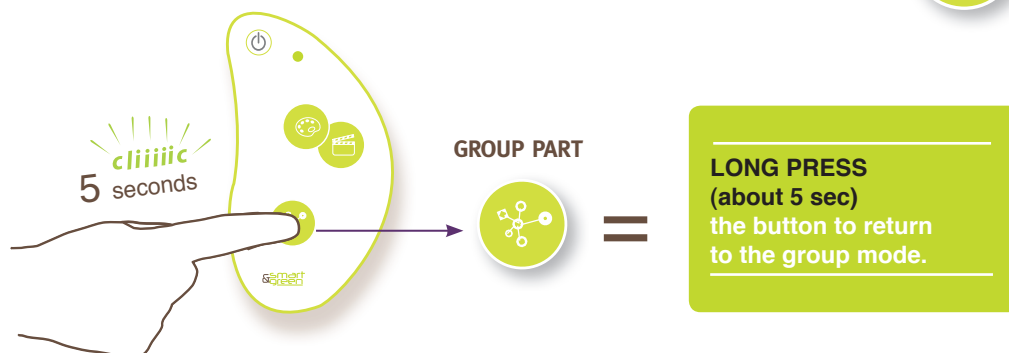
LAMP GROUP CONTROL PART



THE ADVANTAGES

- **SYNCHRONIZATION** : perfect coordination between the modules
- **PAIRING** : creation of links between the lamps.
- **CONTROL BY AREA** : creation of a lamp group to control the various areas.
(example : a group for the basic room, a group of the VIP corner, etc...)
- **COMMUNICATION BETWEEN THE MODULES** : each lamp gives the order to the next one, without any limit in distance.

SEE EACH LAMP'S STATUS



→ If the lamp lights **RED**
it means that it is in another group.



→ If the lamp lights **GREEN**
it means that it is already grouped.

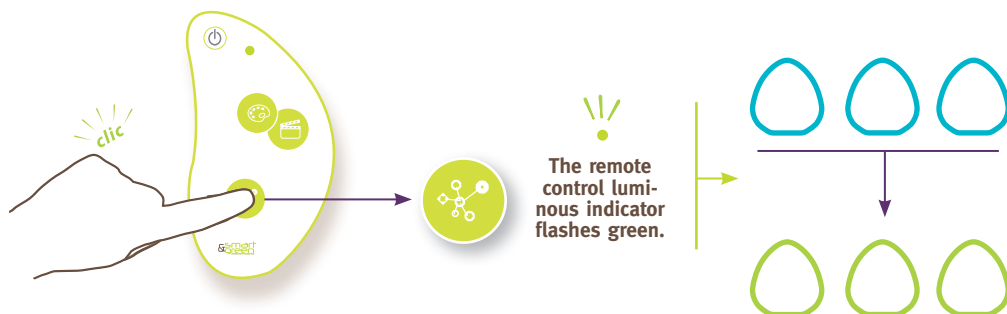


→ If the lamp lights **BLUE**
it means that it is available.



CREATE A LINK

Once in the group mode, pressing the button briefly links the nearest **10 blue bulbs** (as long as the operation is in progress the indicator lamp flashes green)
Redo the same operation with the lamps that you want to integrate in this group.



BREAK A RED LINK

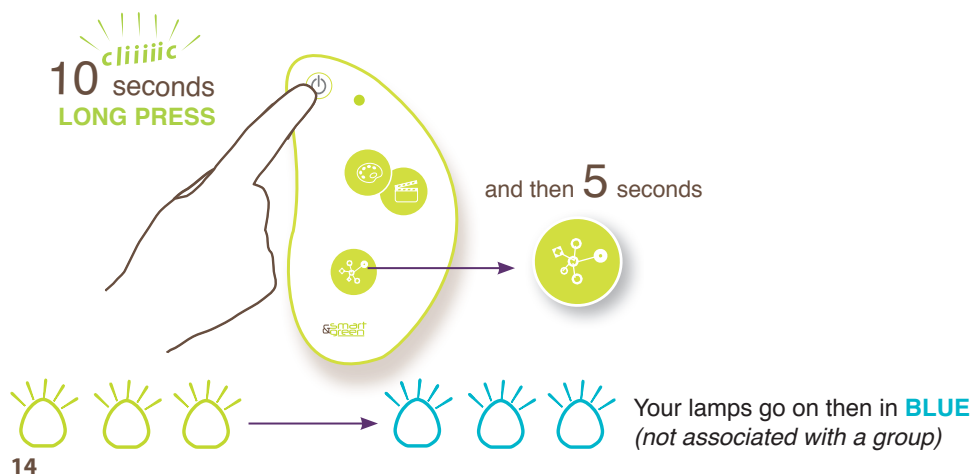
If you have two remote controls, use the remote control which allowed connecting them.
Same procedure as for the green link, but using the appropriate remote control.

This operation can be performed directly on the K BULB or K BULBLITE module..

When you press one of these 2 buttons, the light that you will control goes on in **RED** and then goes off.



DEGROUP A COMPLETE GROUP



EXIT THE GROUP MODE

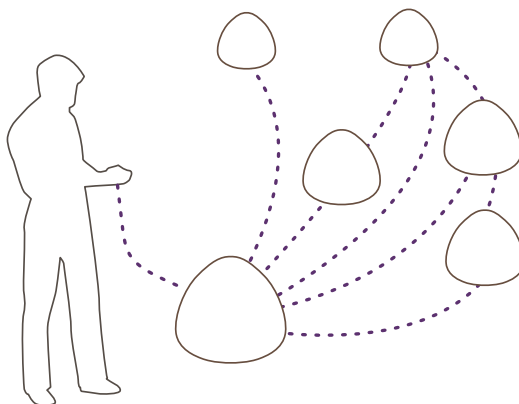


CONTROL THE HOLD MODULES

This function is to be enabled directly on the module



You can control all your lamps using your remote control, even those locked by the Hold mode.



FCC WARNING

This device complies with Part 15 of the FCC Rules. Operation is subject to the following two conditions:

(1) this device may not cause harmful interference, and (2) this device must accept any interference received, including interference that may cause undesired operation.

NOTE 1: Any changes or modifications to this unit not expressly approved by the party responsible for compliance could void the user's authority to operate the equipment.
