

IPP200 Series INSTALLATION GUIDE

Safety instructions:

Lithium battery:

IPP200 Series device is equipped with a lithium battery non-accessible to the user. Only a qualified operator is authorized to open the unit and replace this component.

VORSICHT:

IPP2 ist mit einer Lithium-Batterie, die nicht zugänglich ist für den Benutzer ausgestattet. Der Wiedereinbau der Batterien muß von qualifiziertem Personal bewirkt werden.

Beachten Sie die Polarität für die Batterie Lithium. Eine fehlerhafte Installation der Batterie kann eine Explosion führen. Entsorgen Sie die Batterien entsprechend den Anweisungen des Herstellers.



CAUTION: For Switzerland, Annex 4.10 of SR 814.013 applies for batteries

Power supply network: To cut off the IPP200 Series power, disconnect the power adapter from the power supply network. You should provide a socket for the incoming power supply satisfying the following conditions:

- Socket **near the device and easy to access;**
- Socket in line with the standards and regulations in force in the country of use;

The protection in the installation must be 20A for pluggable equipment type A.

FCC standard compliance marking certifies that the product stipulated below:

IPP2X0-01TXXXXX conforms to the following harmonized standards :

– part 15 subpart B of the FCC rules

This class (B) digital apparatus complies with Canadian ICES-003.

FCC: This equipment has been tested and found to comply with the limits for a Class B digital device, pursuant to part 15 of the FCC Rules. These limits are designed to provide reasonable protection against harmful interference in a residential installation. This equipment generates, uses and can radiate radio frequency energy and, if not installed and used in accordance with the instructions, may cause harmful interference to radio communications. However, there is no guarantee that interference will not occur in a particular installation. If this equipment does cause harmful interference to radio or television reception, which can be determined by turning the equipment off and on, the user is encouraged to try to correct the interference by one or more of the following measures:

- Reorient or relocate the receiving antenna.
- Increase the separation between the equipment and receiver.
- Connect the equipment into an outlet on a circuit different from that to which the receiver is connected.
- Consult the dealer or an experienced radio/TV technician for help



CAUTION: The user is cautioned that any changes or modifications not approved by INGENICO could void user's authority to operate the equipment

IPP200 Series INSTALLATION GUIDE

RSS-Gen Clause 7.1.2 statement

"Under Industry Canada regulations, this radio transmitter may only operate using an antenna of a type and maximum (or lesser) gain approved for the transmitter by Industry Canada. To reduce potential radio interference to other users, the antenna type and its gain should be so chosen that the equivalent isotropically radiated power (e.i.r.p.) is not more than that necessary for successful communication."

"Conformément à la réglementation d'Industrie Canada, le présent émetteur radio peut fonctionner avec une antenne d'un type et d'un gain maximal (ou inférieur) approuvé pour l'émetteur par Industrie Canada. Dans le but de réduire les risques de brouillage radioélectrique à l'intention des autres utilisateurs, il faut choisir le type d'antenne et son gain de sorte que la puissance isotrope rayonnée équivalente (p.i.r.e.) ne dépasse pas l'intensité nécessaire à l'établissement d'une communication satisfaisante."

RSS-Gen Clause 7.1.3 statement

"This device complies with Industry Canada licence-exempt RSS standard(s). Operation is subject to the following two conditions: (1) this device may not cause interference, and (2) this device must accept any interference, including interference that may cause undesired operation of the device."

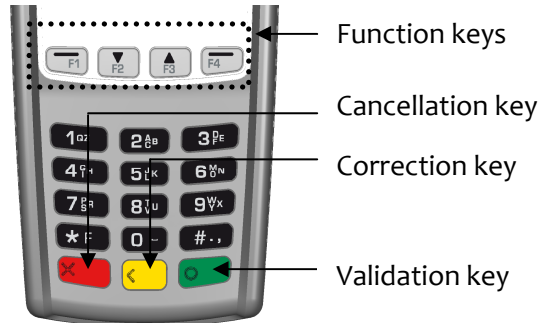
"Le présent appareil est conforme aux CNR d'Industrie Canada applicables aux appareils radio exempts de licence. L'exploitation est autorisée aux deux conditions suivantes : (1) l'appareil ne doit pas produire de brouillage, et (2) l'utilisateur de l'appareil doit accepter tout brouillage radioélectrique subi, même si le brouillage est susceptible d'en compromettre le fonctionnement."

IPP200 Series INSTALLATION GUIDE

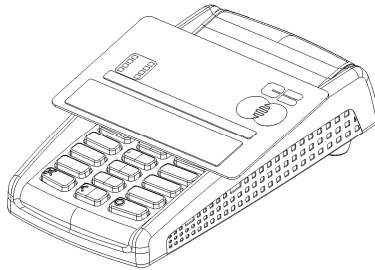
Terminal location:

The IPP200 Series must be positioned to keep the cardholder PIN (Personal Identification Number) entry confidential.


Keypad



Reading contactless cards



Installing the PINshield (optional)



Physical characteristics:

Weight (without cable) 145 g
 Dimensions 132 x 74 x 37 mm (lxWxH)
 Cable removable

Operating conditions:

Temperature +5°C to +40°C
 Maximum relative humidity 85% RH at +40°C

Storage conditions:

Temperature -20°C to +55°C
 Maximum relative humidity 85% RH at +55°C

Maximum consumption:

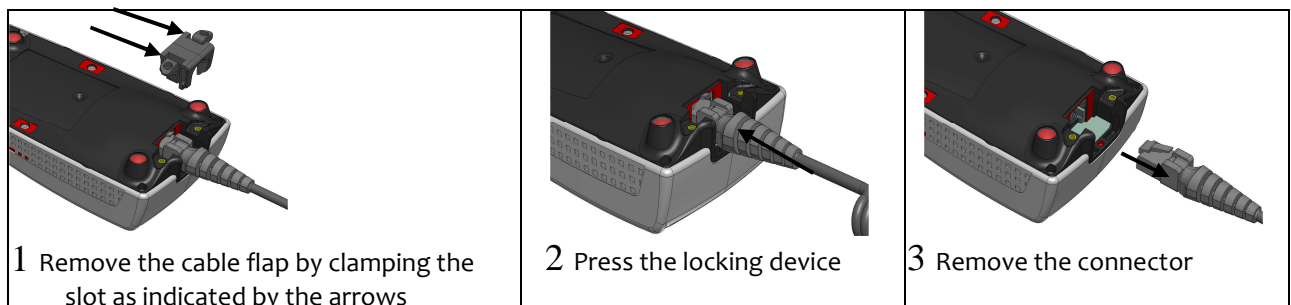
400mA at +5V, 300mA at rate voltage range +8V to +14V

Power Supply Voltage is a SELV circuits (Safety Extra Low Voltage according to safety standard IEC 60950-1)

The power supply has to be in compliance with §2.5 (Limited power source) of the standard IEC 60950-1

Cabling :

Proceed as follow to disconnect the cable from the terminal:



To connect the cable, proceed in reverse order.

IPP200 Series INSTALLATION GUIDE

Security of your terminal :

Upon receipt of your terminal, you should check for signs of equipment tampering. It is strongly advised to perform these checks regularly. For example, verify that the keypad is firmly in place, that there is no evidence of unusual wires connected to any ports on your terminal or associated equipment, or any other part of your terminal. Such checks provide warning of any unauthorised modifications to your terminal, and other suspicious behaviour of individuals that have access to your terminal. Your terminal detects any “tampered state”.

In this state, the terminal will repeatedly flash the message” Alert Irruption!” and further use of the terminal will not be possible. If you observe the “Alert Irruption!” message, you should contact the terminal helpdesk immediately. You are strongly advised to ensure that privileged access to your terminal is only granted to trustworthy staff.

CAUTION:

NEVER ask the customer to divulge their PIN Code. Customers should be advised to check that they are not being overlooked before entering their PIN Code.



End-of-life :

The product belongs to the family of electrical and electronic equipment. Therefore, it is subject to the WEEE directive that requires the collection and the recycling at the end of life product.

The Ingenico products present the symbol for the marking of electrical and electronic equipment as required by the WEEE directive. The crossed-out wheeled bin printed on the product gives the information about the requirement not to dispose of WEEE as unsorted municipal waste and to collect such WEEE separately.

To assure that the product is collected and recycled with respect to the environment, you must contact your supplier (contact the Ingenico local office or the commercial head office in charge of your country on www.ingenico.com, « contact us » page). The abandonment or uncontrolled disposal of waste can cause harm to environment and to human health. So, by recycling your product in a responsible manner, you contribute to the preservation of natural resources and to the protection of human health.